

PRETREATMENT PROGRAM

ANNUAL REPORT

JANUARY 1, 2024 - DECEMBER 31, 2024



ATTACHMENT VOLUME II

NBC WASTEWATER TREATMENT
FACILITY, SEWERAGE DISTRICT AND
USER SPECIFIC DATA

ATTACHMENT VOLUME II

NARRAGANSETT BAY COMMISSION

***WASTEWATER TREATMENT
FACILITY, SEWERAGE DISTRICT AND
USER SPECIFIC DATA***

**LISTING OF ATTACHMENT SECTIONS
ATTACHMENT VOLUME II**

**NBC WASTEWATER TREATMENT FACILITY,
SEWERAGE DISTRICT AND
USER SPECIFIC DATA**

<u>SECTION #</u>	<u>TITLE</u>
1	Industrial and Commercial users
2	Permit Issuance / Reissuance Activities
3	User Inspection History
4	Emergency or Special Investigations
5	Compliance Monitoring Results for Significant Industrial Users
6	Compliance Monitoring Results for Non-Significant Users
7	Surveillance Manhole Monitoring Data and Legend
8	Summary of Notice of Violation Letters Issued
9	User Late Reports and Requirements
10	POTW, Septage, and River Monitoring Data

ATTACHMENT VOLUME II

SECTION 1

***INDUSTRIAL AND COMMERCIAL
USERS***

***INDUSTRIAL AND COMMERCIAL
USERS***

FIELD'S POINT

Industrial and Commercial Users
Field's Point - 2024

Company Name	Facility Address	Category	Significant
101 Bar & Grill, Inc.	1478 Atwood Avenue Johnston RI 02919	85	No
121, LLC	121 Washington Street Providence RI 02903	85	No
141 Westminster Corporation	141 Westminster Street Providence RI 02903	85	No
171 Atwells Inc.	171 Atwells Avenue Providence RI 02903	85	No
271 Tockwotten Partners LLC	271 Tockwotton Street Providence RI 02903	36	Yes
275 Group LLC	35 Aborn Street Providence RI 02903	85	No
32 Exchange Terrace Hotel, LLC	32 Exchange Terrace Providence RI 02903	86	No
383 Corporation - First Floor	100 Twin River Road, 1st Floor Lincoln RI 02865	85	No
383 Corporation - Second Floor	100 Twin River Road, 2nd Floor Lincoln RI 02865	85	No
383 Corporation - Third Floor	100 Twin River Road, 3rd Floor Lincoln RI 02865	85	No
401 Pizza, Inc.	609 Elmwood Avenue Providence RI 02907	85	No
468 Wickenden St. LLC (Pizza Marvin)	468 Wickenden Street Providence RI 02903	85	No
50 Weybosset Holdings, LLC	50 Weybosset Street Providence RI 02903	85	No
65 Bath Pro LLC	65 Bath Street Providence RI 02908	86	No
699 Market, LLC d/b/a Superfresh	699 Hartford Avenue Providence RI 02909	82	No
73 Washington Corp.	81 Washington Street Providence, RI RI 02903	85	No
7-Eleven Inc. (Broad Street)	270 Broad Street Providence RI 02903	85	No
7-Eleven, Inc.	775 Cranston Street Providence RI 02907	85	No
9 Smithfield LLC	29 Smithfield Road North Providence RI 02911	92	No
A & F Plating Company	45 River Avenue Providence RI 02908	11	Yes
A Duie Pyle, Inc.	4 Green Earth Avenue Johnston RI 02919	37	No
A Sad Boi	425 West Fountain Street Unit 104 Providence RI 02903	36	No
A&M Enterprises RI, LLC	One Providence Place Providence RI 02903	85	No
A.A. Mariani Funeral/Carriage	200 Hawkins Street Providence RI 02904	96	No
AAA Northeast Warehouse/Fleet Operations	160 Royal Little Drive Providence RI 02904	37	No
AAMCO Transmission	422 Silver Spring Street Providence RI 02904	42	No
ABC Laundromat, Inc.	215 Union Avenue Providence RI 02909	92	No
Abu Yarub Al-Shami	225 Thayer Street Providence RI 02906	85	No
Academy Donuts, Inc.	270 Academy Avenue Providence RI 02908	85	No
Access Dental Care	1234 Mineral Spring Avenue North Providence RI 02904	94	No
Acento	11-15 Point Street Providence RI 02903	85	No
Achievement First	370 Hartford Avenue Providence RI 02909	86	No
ACM Restaurant Inc.	772 Hope Street Providence RI 02906	85	No
Acorn LLC	2209 Mineral Spring Avenue North Providence RI 02911	85	No
Ada's Creations, Inc.	1137 Broad Street Providence RI 02905	85	No

Industrial and Commercial Users
Field's Point - 2024

Company Name	Facility Address	Category	Significant
Admiral Donuts, Inc.	50 Admiral Street Providence RI 02908	85	No
Admiral Packaging	10 Admiral Street Providence RI 02908-3203	42	No
Adolph Meller Company	120 Corliss Street Providence RI 02904	27	No
Adriana Inc.	864 Broad Street Providence RI 02907	85	No
Advanced Dental Care	433 Lloyd Avenue Providence RI 02906	94	No
Aguardente	12 Governor Street Providence RI 02906	85	No
Aipso	302 Central Avenue Johnston RI 02919	86	No
AJ Coffee Thayer, LLC	257 Thayer Street Providence RI 02906	85	No
Al Forno	577 South Main Street Providence RI 02903	85	No
Al Son De Mi Barrio	690 Atwells Ave Providence RI 02909	85	No
Alberto K. Corporation	230-232 Atwells Avenue Providence RI 02903	85	No
Albo LLC	725 Hope Street Providence RI 02906	85	No
Albo Restaurant Group LLC	238 Atwells Avenue Providence RI 02903	85	No
Al-Jac Produce	33 Hemlock Street Providence RI 02908	33	No
Allens Ave Donuts, LLC	820 Allens Avenue Providence RI 02905	85	No
Allied Group, LLC	333 Bucklin Street Providence RI 02907	24	No
Alloy Holdings, LLC	160 Niantic Avenue Providence RI 02907	43	Yes
Aloft Providence Downtown	191 Dorrance Street Providence RI 02903	86	No
Alpine Auto Body, Inc.	416 West Fountain Street Providence RI 02903	97	No
Aluminum & Copper Recycling, Inc.	68 Salem Street Providence RI 02907	42	No
Alviti Link-All, Inc.	165 Dyerville Avenue Johnston RI 02919	42	No
Amaryllis LLC	225 A Westminster Street Providence RI 02903	85	No
American Bodega Inc.	373 Smith Street Providence RI 02908	85	No
Amica Mutual Pavilion	One LaSalle Square Providence RI 02903	86	No
Amos House - Pine Street	460 Pine Street Providence RI 02907	85	No
Amring Worldwide	One Carding Lane Johnston RI 02919	24	No
Amy's Place	214 Wickenden Street Providence RI 02903	85	No
Anchor Bay @ Pocasset	12 Old Pocasset Lane Johnston RI 02919	86	No
Anchor Toffee LLC	10 Sims Avenue Providence RI 02909	33	No
Andrade Cranston Donuts	552 Cranston Street Providence RI 02907	85	No
Anjon Inc.	659 Killingly Street Johnston RI 02919	85	No
Annex Plating	9 Warren Avenue North Providence RI 02911	41	No
Anthony M. Paolucci, DMD, P.C.	1545 Smith Street North Providence RI 02911	94	No
Anthony Paolucci Family Dentists	1 Randall Square Suite 305 Providence RI 02904	94	No
Anthony's Auto Body	119 Greenville Avenue Johnston RI 02919	97	No

Industrial and Commercial Users
Field's Point - 2024

Company Name	Facility Address	Category	Significant
Antojitos Quetzal, Inc.	447 Hartford Avenue Providence RI 02909	85	No
Antonelli Poultry	62 DePasquale Avenue Providence RI 02903	33	No
Antonio's Pizza - Thayer Street LLC	256-258 Thayer Street Providence RI 02906	85	No
Anyhow Studio	25 Acorn Street Providence RI 02903	99	No
Apac Tool, Inc.	49 Hurdis Street North Providence RI 02904	46	No
Apsara Asian Restaurant	716 Public Street Providence RI 02907	85	No
ARA-Rhode Island Dialysis	9 Plenty Street Providence RI 02907	95	No
Arbor Hill Assisted Living	153 Dean Street Providence RI 02903	86	No
Arcane Mead & Winery	11 Aleppo Street Unit 7 Providence RI 02909	36	No
Archangel Michael Inc.	1417 Atwood Avenue Johnston RI 02919	85	No
Archetype LLC.	103 Dike Street Providence RI 02909	85	No
AREE, LLC	18 South Angell Street Providence RI 02906	85	No
Arigna Irish Pub	1058 Charles Street North Providence RI 02904	85	No
Aristocrat Dental Laboratory	868 Charles Street North Providence RI 02904	99	No
Armbrust International, Ltd.	735 Allens Avenue Providence RI 02905-5412	11	Yes
Armstrong/Gladding. American Post. #69	2 Salem Street Providence RI 02907	85	No
Aro-Sac, Inc.	1 Warren Avenue North Providence RI 02911	42	No
AS220	115 Empire Street Providence RI 02903	99	No
AS220 - Print Shop	131 Washington Street Providence RI 02903	24	No
ASP & Training Inc.	150 Niantic Avenue Providence RI 02907	85	No
Aspen Dental Management, Inc.	1384 Atwood Avenue Johnston RI 02919	94	No
Atamian Manufacturing Corp.	910 Plainfield Street Providence RI 02909	21	No
Atlantic Gladstone Realty, LLC.	110 Elm Street Providence RI 02903	53	No
Atwells Ave Donuts, LLC	579 Atwells Avenue, Unit 3, Building E Providence RI 02909	85	No
Atwells Laundromat	1117 Atwells Avenue Providence RI 02909	92	No
Atwells Realty Corporation	One Franklin Square Providence RI 02903	85	No
Atwill-Conroy Providence, LLC	1196 Smith Street Providence RI 02908	94	No
Atwood Car Wash	1512 Atwood Avenue Johnston RI 02919	97	No
Atwood Donuts, LLC	1491 Atwood Avenue Johnston RI 02919	85	No
Aura Accessories LLC	10 Industrial Lane Johnston RI 02919	42	No
Aurora Civic Association	289 Broadway Providence RI 02903	85	No
Auto Parts Group Southwest, LLC.	30 Green Earth Avenue Johnston RI 02919	42	No
Avenue Grille	2223 Mineral Spring Avenue North Providence RI 02911	85	No
Avenue N Providence	959 Hope Street Providence RI 02906	85	No
B&D, LLC	579 Atwells Avenue, Suite 102 Providence RI 02909	85	No

Industrial and Commercial Users
Field's Point - 2024

Company Name	Facility Address	Category	Significant
B. Deltoro & Sons, Inc.	393 Harris Avenue Providence RI 02909	33	No
B. Maceroni & Sons, Inc.	1381 Smith Street North Providence RI 02911	96	No
BA Beverage LLC	1910 Smith Street North Providence RI 02911	85	No
Baba's First Daughter, LLC	424 Smith Street Providence RI 02908	85	No
Bacco Vino & Contorni	262 Atwells Avenue Providence RI 02903	85	No
Baffoni's Poultry Farm	324 Greenville Avenue Johnston RI 02919	33	No
Bagel Express	1846 Smith Street North Providence RI 02911	81	No
Bahra's Place Mall	1910 Westminster Street Providence RI 02909	85	No
Baja's	273A Thayer Street Providence RI 02906	85	No
Baja's Grill Express	1412 Atwood Avenue Suite 100 Johnston RI 02919	85	No
Baja's Taqueria	223 Thayer Street Providence RI 02906	85	No
Baja's Tex Mex Taqueria	1650 Mineral Spring Avenue North Providence RI 02911	85	No
Balise CW Johnston PT, LLC	507 Killingly Street Johnston RI 02919	97	No
Balise CW Johnston, LLC	1705 Hartford Avenue Johnston RI 02919	97	No
Balise CW North Providence, LLC	1527 Mineral Spring Avenue North Providence RI 02904	97	No
Ballard Mack Sales and Service of RI	280 Scituate Avenue Johnston RI 02919	37	No
Bang Bar Inc.	370 Richmond Street Providence RI 02903	85	No
Bannister Operations Associates, LLC	135 Dodge Street Providence RI 02907	86	No
Bar Clementine	200 Washington Street Providence RI 02903	85	No
Barbara M. Bilder, D.M.D.	116 Wayland Avenue Providence RI 02906	94	No
Bay Foods, Inc.	1303 North Main Street Providence RI 02904	85	No
Bayberry Garden	225 Dyer Street Providence RI 02903	85	No
Bayside Foods, Inc.	55 Clarkson Street Providence RI 02908	33	No
Beautiful Day RI	66 Benefit Street Providence RI 02904	81	No
Being Sisyphus, Inc.	11 Olneyville Square Providence RI 02909	85	No
Bell Funeral Home, Inc.	571 Broad Street Providence RI 02907	96	No
Bella Luna, LLC	1839 Smith Street North Providence RI 02911	85	No
Bellini Restaurant	90 Westminster Street Providence RI 02903	85	No
Beneficent House, Inc.	One Chestnut Street Providence RI 02903	86	No
Benefit Dental Care, LLC	5 Benefit Street Providence RI 02904	94	No
Bentley Companies	115 Fones Alley Providence RI 02906	34	Yes
Berkshire Place SNF LLC	455 Douglas Avenue Providence RI 02908	86	No
Best Taste	1001 Mineral Spring Avenue North Providence RI 02904	85	No
Bethany Home of Rhode Island	111 South Angell Street Providence RI 02906	86	No
Betty's	1137 Charles Street North Providence RI 02904	85	No

Industrial and Commercial Users
Field's Point - 2024

Company Name	Facility Address	Category	Significant
Big Tony's Pizza	525 Eaton Street Providence RI 02908	85	No
Bites by Bre	11 Aleppo Street Providence RI 02909	85	No
BJ's Wholesale Club	200 Stonehill Road Johnston RI 02919	82	No
BKCHOI, Inc.	333 Westminster Street, Suite 100 Providence RI 02903	85	No
Blanco Reyes Corporation Inc	701 Cranston Street Providence RI 02907	82	No
Blossom Laundry Inc.	65 Manton Avenue Providence RI 02909	92	No
Blue Cross Blue Shield of Rhode Island	500 Exchange Street Providence RI 02903	86	No
Bolt Coffee Co.	96 Calverley Street Providence RI 02908	89	No
Bom Bom Nutrition	375 Washington Street Providence RI 02903	85	No
Borden Donuts	602 Killingly Street Johnston RI 02906	85	No
Borrelli's Bakery	805 Charles Street Providence RI 02904	81	No
Boston Bioskills Lab LLC	232 West Exchange Street Providence RI 02903	95	No
Branch Avenue Donuts, Inc.	740 Branch Avenue Providence RI 02904	85	No
Breakfast at Tiffany's	560 Killingly Street Johnston RI 02919	85	No
Brewed Awakenings Coffeeshouse LLC	1577 Atwood Avenue Johnston RI 02919	85	No
Briana's Restaurant	758 Atwells Avenue Providence RI 02909	85	No
Briarcliffe Gardens	49 Old Pocasset Road Johnston RI 02919	86	No
Bridge 15, LLC	15 Bridge Street Providence RI 02903	85	No
Bright Funeral Home	290 Public Street Providence RI 02905	96	No
Brittany Motors	159 Greenville Avenue Johnston RI 02919	97	No
Broad Inc.	933 Broad Street Providence RI 02907	81	No
Broad Street Little Caesars, LLC	529 Broad Street Providence RI 02907	85	No
Broadway Laundry, Inc.	135 Broadway Providence RI 02903	92	No
Brooklyn Coffee Tea & Guest House LLC.	209 Douglas Avenue Providence RI 02908	85	No
Brother & Moffat LLC	49 Westfield Street Suite 5 Providence RI 02907	85	No
Brown Bee Coffee	404 Benefit Street Providence RI 02903	85	No
Brown University	75 Waterman Street Providence RI 02912	85	No
Brown University - 225 Dyer Street	225 Dyer Street, 6th Floor Providence RI 02903	95	No
Brown University - 250 Brook St. Dorm	250 Brook Street Providence RI 02912	86	No
Brown University - 259 Brook St. Dorm	259 Brook Street Providence RI 02912	86	No
Brown University - 70 Brown Street	70 Brown Street Providence RI 02912	86	No
Brown University - 70 Ship Street	70 Ship Street Providence RI 02912	40	No
Brown University - 85 Waterman Street	85 Waterman Street Providence RI 02912	95	No
Brown University - Barbour Hall	100 Charlesfield Street Providence RI 02912	86	No
Brown University - Barus & Holley	184 Hope Street Providence RI 02912	95	No

Industrial and Commercial Users
Field's Point - 2024

Company Name	Facility Address	Category	Significant
Brown University - Central Heat Plant	235 Lloyd Avenue Providence RI 02912	52	No
Brown University - Diman & Wayland House	31 Brown Street Providence RI 02904	86	No
Brown University - Engineering Research Center	345 Brook Street Providence RI 02912	95	No
Brown University - Facilities Management	295 Lloyd Avenue Providence RI 02912	97	No
Brown University - Faculty Club	1 Magee Street Providence RI 02912	85	No
Brown University - Geochem	156 George Street Providence RI 02906	95	No
Brown University - Graduate Center	42 Charlesfield Street Providence RI 02912	86	No
Brown University - Granoff Center	154 Angell Street Providence RI 02912	89	No
Brown University - Keeney Quad	11 Benevolent Street Providence RI 02912	86	No
Brown University - List Art	64 College Street Providence RI 02912	93	No
Brown University - Macmillan Hall	167 Thayer Street Providence RI 02912	95	No
Brown University - Meehan Auditorium	235 Hope Street Providence RI 02912	89	No
Brown University - Metcalf Hall	98 Cushing Street Providence RI 02912	86	No
Brown University - Miller Hall	118 Cushing Street Providence RI 02912	86	No
Brown University - Nelson Fitness Center	225 Hope Street Providence RI 02912	89	No
Brown University - New Pembroke Hall	302 Thayer Street Providence RI 02912	86	No
Brown University - Rhode Island Hall	60 George Street Providence RI 02912	86	No
Brown University - Sears House	113 George Street Providence RI 02906	86	No
Brown University - Sharpe Refectory	144 Thayer Street Providence RI 02912	85	No
Brown University - Sidney Frank Hall	185 Meeting Street Providence RI 02912	95	No
Brown University - Vartan Gregorian Quad	101 Thayer Street Providence RI 02912	86	No
Brown University - Verney Woolley	204 Meeting Street Providence RI 02912	86	No
Brown University - Wellness Center	450 Brook Street Providence RI 02912	86	No
Brown University - Wriston Quad	29 Brown Street Providence RI 02904	86	No
Brown University- Alumnae Hall	194 Meeting Street Providence RI 02912	84	No
Brown University- Harkness House	47 Charlesfield Street Providence RI 02906	86	No
Brown University-Andrews Hall	211 Bowen Street Providence RI 02912	86	No
Brown University-Hope College	71 Waterman Street Providence RI 02912	86	No
Brown University-Horace Mann	47 George Street Providence RI 02912	86	No
Brown University-Lyman Hall	83 Waterman Street Providence RI 02912	86	No
Brown University-Manning Hall	21 Prospect Street Providence RI 02912	86	No
Brown University-Medical Education Bldg.	222 Richmond Street Providence RI 02903	95	No
Brown University-Watson Center	115 Waterman Street Providence RI 02912	84	No
BTP LLC (Hope Street)	820 Hope Street Providence RI 02906	85	No
BTP, LLC	103 Point Street Providence RI 02907	85	No

Industrial and Commercial Users
Field's Point - 2024

Company Name	Facility Address	Category	Significant
Bubbie's Market & Deli	727 Hope Street Providence RI 02906	85	No
Bubble Tea House	849 Westminster Street Providence RI 02903	85	No
Burger Domination LLC	301 Atwells Avenue Providence RI 02903	85	No
Burton Family Dental	1492 Mineral Spring Avenue North Providence RI 02904	94	No
Burton Family Dental LLC	247 South Main Street Providence RI 02903	94	No
Butler Hospital	345 Blackstone Boulevard Providence RI 02906	90	No
Buttonwoods Brewery	50 Sims Avenue Providence RI 02909	36	No
C&L Johnston, LLC	1448 Hartford Avenue, Suite A Johnston RI 02919	85	No
Cafe Choklad	2 Thomas Street Providence RI 02903	85	No
Cafe La France - Empire	73 Empire Street Providence RI 02903	85	No
Cafe Nuovo	One Citizen Plaza Providence RI 02903	85	No
Calf Donuts Inc.	1245 North Main Street Providence RI 02904-1854	85	No
Caliente Mexican Grill	1082 Chalkstone Avenue Providence RI 02908	85	No
Caliente Mexican Grill	361 Reservoir Avenue Providence RI 02907	85	No
California Taco	94 Plain Street Providence RI 02905	85	No
California Taco Shop (Amherst Street)	321 Amherst Street Providence RI 02909	85	No
California Taco Shop LLC	381 Plainfield Street Providence RI 02909	85	No
Camila Dry Cleaners, LLC	101 Reservoir Avenue Providence RI 02907	92	No
Camp Nowhere	1838 Smith Street North Providence RI 02911	85	No
CAMRAC, LLC	1935 Mineral Spring Avenue North Providence RI 02904	37	No
CAMRAC, LLC. (Johnston)	1674 Hartford Avenue Johnston RI 02919	37	No
Capital Grille Holdings, Inc.	10 Memorial Blvd. Suite 101 Providence RI 02903	85	No
Capitol Hill Dental	276 Smith Street Providence RI 02908	94	No
Capriccio's Restaurant	2 Pine Street Providence RI 02903	85	No
Caress Dental Inc.	909 North Main Street Providence RI 02904	94	No
Caribbean Mini Market, LLC	615 Charles Street Providence RI 02904	85	No
Carl M. Cotoia DDS	183 Waterman Avenue Providence RI 02906	94	No
Carlo LLC	819 Elmwood Avenue Providence RI 02907	97	No
Carmine's	1538 Smith Street North Providence RI 02911	85	No
Carol & Mario's Catering Inc.	1551 Plainfield Pike Johnston RI 02919	85	No
Casa Azul Taqueria	890 Allens Avenue Providence RI 02905	85	No
Casa Mexico	802 Atwells Avenue Providence RI 02909	85	No
Casa Noble	761 Hartford Avenue Johnston RI 02919	85	No
Caserta Pizzeria	121 Spruce Street Providence RI 02903-1524	85	No
Casino Bound Donuts, LLC	1783 Old Louisquisset Pike Lincoln RI 02865	85	No

Industrial and Commercial Users
Field's Point - 2024

Company Name	Facility Address	Category	Significant
Cassarino's Restaurant	177 Atwells Avenue Providence RI 02903	85	No
Castillo Dental & Associates, Inc.	2148 Mineral Spring Avenue North Providence RI 02911	94	No
CAV	14 Imperial Place Providence RI 02903	85	No
Cayenne Sushi Restaurant	1450 Atwood Avenue Johnston RI 02919	85	No
Celebrity Cleaners	335 Manton Avenue Providence RI 02909	92	No
Certified Disaster Restoration	15 Clarkson Street Providence RI 02908	99	No
CGRG Enterprises, LLC	1041 Douglas Avenue Providence RI 02904-1609	85	No
Chalkstone Auto Body, Inc.	224 Chalkstone Avenue Providence RI 02908	97	No
Chalkstone Supermarket	1050 Chalkstone Avenue Providence RI 02908	82	No
Chan LLC	1111 Atwells Avenue Providence RI 02909	85	No
Chanthathim Inc.	787 Hope Street Providence RI 02906	85	No
Charles Laundromat	615 Charles Street Providence RI 02904	92	No
Charles Street Dental	870 Charles Street North Providence RI 02904	94	No
Charlesgate Nursing Center	100 Randall Street Providence RI 02904	86	No
Charley PR Inc.	46 Providence Place, Space 5115 Providence RI 02903	85	No
Charuma	45 Weybosset Street Providence RI 02903	85	No
Chef Ho's	243 Atwells Avenue Providence RI 02903	85	No
Chef Yao Restaurant	1820 Mineral Spring Avenue North Providence RI 02911	85	No
Chelo's (Providence)	505 Silver Spring Street Providence RI 02904	85	No
Chengdu Taste	495 Smith Street Providence RI 02908	85	No
Cheng's Kitchen	1526 Smith Street North Providence RI 02911	85	No
Cherry Hill Grille	223 B Greenville Avenue Johnston RI 02919	85	No
Cherry Hill Manor	2 Cherry Hill Road Johnston RI 02919	86	No
Chilangos LLC	447 Manton Avenue Providence RI 02909	85	No
China Garden Chinese Restaurant	1011 Chalkstone Avenue Providence RI 02908	85	No
China Wok	Providence Place Mall Providence RI 02903	85	No
Chipotle LLC	1386 Atwood Avenue Johnston RI 02919	85	No
Chipotle Mexican Grill	66 Branch Avenue Providence RI 02904	85	No
Chipotle Mexican Grill	235 Thayer Street Providence RI 02906	85	No
Choice Collision Center	125 Ernest Street Providence RI 02905	97	No
Chomp PVD, LLC	117 Ives Street Providence RI 02906	85	No
Choummaly, LLC	1369 Hartford Avenue Johnston RI 02919	85	No
Chow Fun, Inc.	121 North Main Street Providence RI 02903	85	No
Christian Brothers LLC	11 West Park Street Providence RI 02908	86	No
Christina D. Dicomes DMD	1557 Hartford Avenue Johnston RI 02919	94	No

Industrial and Commercial Users
Field's Point - 2024

Company Name	Facility Address	Category	Significant
Christopher Realty Corp.	1675 Douglas Avenue North Providence RI 02904	85	No
CIB Enterprises	7 Parade Street Providence RI 02909	85	No
Cilanter	168 Atwells Avenue Providence RI 02903	85	No
Cisco's Pizza	361 Reservoir Avenue Providence RI 02907	85	No
Citizens Bank	685 Greenville Avenue Johnston RI 02919	86	No
City of Providence	444 Westminster Street Providence RI 02903	86	No
City of Providence	325 Washington Street Providence RI 02903	86	No
City of Providence	2 Kennedy Plaza Providence RI 02903	89	No
City of Providence (Elmwood Community Center)	155 Niagara Street Providence RI 02907	86	No
Cityline Dental	400 Reservoir Avenue Providence RI 02907	94	No
CJUF III MJH Providence, LLC	One Orms Street Providence RI 02904	86	No
Claudia's Creations LLC	1958 Smith Street North Providence RI 02911	85	No
Club Fantasies	28 Sims Avenue Providence RI 02909-1023	85	No
Coca-Cola Beverages Northeast, Inc.	95 Pleasant Valley Parkway Providence RI 02908	37	No
Coffee Plus Snack Bar V.F.#68	80 Washington Street Providence RI 02903	85	No
Coin-Op - Providence	280 - 282 Smith Street Providence RI 02908	92	No
Colbea Enterprises, LLC (Hartford Avenue)	1680 Hartford Avenue Johnston RI 02919	97	No
Colbea LLC (North Main)	1075 North Main Street Providence RI 02904	97	No
Comfort Dental	1482 Broad Street Providence RI 02905	94	No
Community College of RI	1762 Louisquisset Pike Lincoln RI 02865-4585	86	No
Community College of RI - Providence	One Hilton Street Providence RI 02905	86	No
Community Libraries of Providence	1 Olneyville Square Providence RI 02909	84	No
Complete Cleaning Systems Inc.	333 Niantic Avenue, Unit 1 Cranston RI 02907	99	No
Contech Medical, Inc.	99 Hartford Avenue Providence RI 02909	43	No
Contract Specialties, Inc.	234 Hartford Avenue Providence RI 02909	11	Yes
Cool-Lick's Lemonade and Ice Cream	1808 Smith Street North Providence RI 02911	85	No
Cooperative Care Center	2 Dudley Street Providence RI 02905-3236	90	No
Copley Chambers I, LLC	206 Broad Street Providence RI 02903	86	No
Coronado LLC	1428 Hartford Avenue Johnston RI 02919	85	No
Costantino's Venda Bar & Ristorante	265 Atwells Avenue Providence RI 02903	85	No
Courtesy Cleaners, Inc.	13 Industrial Lane Johnston RI 02919	92	No
Cox Communications, Inc. - FP Vault	9 James P Murphy Highway West Warwick RI 02893	27	No
Cozy Caterers	2046 Smith Street North Providence RI 02904	85	No
Craig Van Dongen, DDS	372 Ives Street Providence RI 02906	94	No
Crespo Market LLC	1115 Broad Street Providence RI 02905	81	No

Industrial and Commercial Users
Field's Point - 2024

Company Name	Facility Address	Category	Significant
Crisloid, LLC	55 Porter Street Providence RI 02905	21	No
Crisp LLC	385 Westminster Street Providence RI 02903	85	No
Cromwell Ventures, LLC	55 Cromwell Street Providence RI 02907	86	No
Crossroads RI	94 Summer Street Providence RI 02903	86	No
Crown Fried Chicken	936 Atwells Avenue Providence RI 02909	85	No
Culinary Hub of Providence	211 Washington Street Providence RI 02903	85	No
Cumberland Farms #1296	744 Branch Avenue Providence RI 02904	85	No
Cumberland Farms, Inc. (Johnston)	663 Killingly Street Johnston RI 02919	85	No
Cumberland Farms, Inc. (NP)	1040 Mineral Spring Avenue North Providence RI 02904	85	No
CV South Street Landing LLC	350 Eddy Street Providence RI 02903	53	No
CW Buildings, LLC	928 Plainfield Street Johnston RI 02919	85	No
D & D Chrome Plating	355 Dexter Street Providence RI 02907	41	No
D and F Coffee Inc.	1744 Mineral Spring Avenue North Providence RI 02904	85	No
D and F PVD Inc.	32 Custom House Street Unit 1 Providence RI 02903	85	No
D&D Coffee, Inc.	1800 Smith Street North Providence RI 02911	85	No
D. E. Foods, Inc.	420 Broad Street Providence RI 02907	85	No
D. Palmieri Bakery	624 Killingly Street Johnston RI 02919	89	No
D.E. Foods, LLC	1477 Atwood Avenue Johnston RI 02919	85	No
D'Ambra Auto Sales	169 Elmwood Avenue Providence RI 02907	97	No
Darlington Memory Lane Inc.	1073 Mineral Spring Avenue North Providence RI 02904	86	No
Dave & Buster's	40 Providence Place Providence RI 02903	85	No
Dave's Coffee	341 South Main Street Providence RI 02903	85	No
DDO New England, LLC	1379 Atwood Avenue Johnston RI 02919	85	No
DDO New England, LLC	1304 Broad Street Providence RI 02905	85	No
DDO New England, LLC	150 Douglas Avenue Providence RI 02908	85	No
DDO New England, LLC	1479 Mineral Spring Avenue North Providence RI 02904	85	No
Dean Auto Collision Center (North Main)	700 North Main Street Providence RI 02904	97	No
Dean Auto Collision Center Inc.	985 North Main Street Providence RI 02906	97	No
Dean Auto Collision Center Inc. (Livingston)	30 Livingston Street Providence RI 02904	97	No
Dean Auto Collision Center, Inc.	36 Branch Avenue Providence RI 02904	97	No
Delgado Inc.	499 Cranston Street Providence RI 02907	85	No
DeLuise Bakery Inc.	1251 Chalkstone Avenue Providence RI 02908	81	No
Demoulas Supermarkets, Inc.	1300 Hartford Avenue Johnston RI 02919	82	No
Den Den Cafe Asiana	161 Benefit Street Providence RI 02903	85	No
Den Den Korean Fried Chicken	182 Angell Street Providence RI 02906	85	No

Industrial and Commercial Users
Field's Point - 2024

Company Name	Facility Address	Category	Significant
Denise M. Shapiro, DDS	40 Elmgrove Avenue Providence RI 02906	94	No
Dental Associates of RI	1414 Atwood Avenue - Suite 350 Johnston RI 02919	94	No
Department of Administration	50 Orms Street Providence RI 02904	52	No
Department of Administration	1 Capitol Hill Providence RI 02908	83	No
Department of Veterans Affairs Medical Center	830 Chalkstone Avenue Providence RI 02908	90	No
Designs International Inc.	1263 Hartford Avenue Johnston RI 02919	42	No
Detroit Collision Center	1189 Douglas Avenue North Providence RI 02904	97	No
Dexter Cleaners	1669 Mineral Spring Avenue North Providence RI 02904	92	No
Diegos Providence LLC	192 Wayland Avenue Providence RI 02906	85	No
DiFruscia Industries, Inc.	20-A Starr Street Johnston RI 02919	11	Yes
Dinga Operating LLC	1427 Hartford Avenue Johnston RI 02919	85	No
Diocese of Providence	21 Traverse Street Providence RI 02903	85	No
Diocese of Providence - Office Building	One Cathedral Square Providence RI 02903	52	No
DMF PVD LLC	228 New York Avenue Providence RI 02905	85	No
Dolores	100 Hope Street Providence RI 02906	85	No
Domino's Pizza (Broad Street)	526 Broad Street Providence RI 02907	85	No
Drs. Votolato and Pазienza	266 Wayland Avenue Providence RI 02906	94	No
DTC Enterprises	930 Narragansett Boulevard Providence RI 02905	85	No
Duangpanya LLC	2086 Mineral Spring Avenue North Providence RI 02911	85	No
Duffs LLC	198 Putnam Pike Johnston RI 02919	85	No
Dunkin Donuts	1592 Mineral Spring Avenue North Providence RI 02904	85	No
Dunkin Donuts	1484 Mineral Spring Avenue North Providence RI 02904	85	No
Dunkin Donuts	1871 Mineral Spring Avenue North Providence RI 02904	85	No
DWEJVINC	500 Broadway Providence RI 02909	85	No
E and O Marketing	50 Ann Mary Street Pawtucket RI 02860	85	No
E&M Enterprises, Ltd.	16 Sunnyside Avenue Johnston RI 02919	11	Yes
East Side Cottage, LLC	748 Hope Street Providence RI 02906	85	No
East Side Pockets, INC	278 Thayer Street Providence RI 02906	85	No
Eastern Screw Company	71 Mill Street Johnston RI 02919	26	No
Easy Entertaining, Inc.	166 Valley Street, Building 10 Providence RI 02909	85	No
Easy Entertaining, Inc.	472 Smith Street Providence RI 02904	85	No
Eat Korean BBQ & Shabu-Shabu	1530 Mineral Spring Ave North Providence RI 02904	85	No
Ebisu Restaurant	38 Pontiac Avenue Providence RI 02907	85	No
Eddy Street Donuts, LLC	850 Eddy Street Providence RI 02905	85	No
Edgewood Restaurant Holdings, LLC.	800 Allens Avenue Providence RI 02905	85	No

Industrial and Commercial Users
Field's Point - 2024

Company Name	Facility Address	Category	Significant
Ej el Bombazo	981 Broad Street Providence RI 02905	82	No
El Caribeno Restaurant	226 Academy Avenue Providence RI 02908	85	No
El Chapin	271 Plainfield Street Providence RI 02909	85	No
El Charro	1021 Mineral Spring Avenue North Providence RI 02904	85	No
El Eden Restaurant	1110 Chalkstone Avenue Providence RI 02908	85	No
El Fogon Latino Restaurant, LLC	1100 Broad Street Providence RI 02905-1619	85	No
El Mogote	1262 Broad Street Providence RI 02905	85	No
El Quiche Bakery Store, Inc.	1076 Chalkstone Avenue Providence RI 02908	81	No
El Rey De Las Pupusas	1019 Chalkstone Avenue Providence RI 02908	85	No
Electrolizing, Inc.	20 Houghton Street Providence RI 02904	11	Yes
Ellie's Cafe	225 Weybosset Street Providence RI 02903	85	No
Elliot M. Robbins Funeral Home	2251 Mineral Spring Avenue North Providence RI 02911	96	No
Elmwood Adult Day Health Care Center	20 Miner Street Providence RI 02905	86	No
Elmwood Avenue Church of God	297 Elmwood Avenue Providence RI 02907	85	No
Elmwood Health Center	225 Elmwood Avenue Providence RI 02907	86	No
Emmily's Restaurant	103 Putnam Pike Johnston RI 02919	85	No
Empire Restaurant Holdings	397 Westminster Street Providence RI 02903	85	No
Encompass Health RI Real Estate, LLC	2113 Hartford Avenue Johnston RI 02919	86	No
Endoscopy Associates Inc.	44 West River Street Providence RI 02904	95	No
Epivax, Inc.	188 Valley Street, Suite 424 Providence RI 02909	95	No
Equilon Enterprises LLC	520 Allens Avenue Providence RI 02905	37	No
Exchange ST Hotel LLC	5 Exchange Street Providence RI 02903	86	No
Extreme Clean Laundry Inc.	50 Ann Mary Street Pawtucket RI 02860	92	No
F. Saia Restaurants, Inc. LLC	1200 Hartford Avenue Johnston RI 02919	85	No
Fairfield University Heights LP	99 Roger Williams Green Providence RI 02904-2807	86	No
Fairfield University Heights LP	99 Roger Williams Green Providence RI 02904-2807	86	No
Fairfield University Heights LP	99 Roger Williams Green Providence RI 02904-2807	86	No
Fairfield University Heights, LP	99 Roger Williams Green Providence RI 02904-2807	86	No
Fairfield University Heights, LP	99 Roger Williams Green Providence RI 02904-2807	86	No
Famiglia e Amici, Inc.	762 Hope Street Providence RI 02906	85	No
Farm Fresh RI Food Hub	10 Sims Avenue, #103 Providence RI 02909	89	No
Federal Express Corporation	29 Green Earth Way Johnston RI 02919	37	No
Fed-Rick Veal Company, Inc.	125 Sutton Street Providence RI 02903	33	No
Feed the Cheeks 2 LLC	190 Angell Street Providence RI 02906	81	No
Ferguson Perforating Company	130 Ernest Street Providence RI 02905	42	No

Industrial and Commercial Users
Field's Point - 2024

Company Name	Facility Address	Category	Significant
FI Management, LLC	929 North Main Street Providence RI 02904	92	No
Figidini Wood Fire Eatery, LLC	67 Washington Street Providence RI 02903	85	No
Fili Cafe, LLC	225 Waterman Street Providence RI 02906	85	No
Flames Restaurant	734 Eddy Street Providence RI 02903	85	No
Flatbread Providence, Inc.	161 Cushing Street Providence RI 02906	85	No
Fogo de Chao Churrascaria (Providence) LLC	148 Providence Place, Space #2060 Providence RI 02903	85	No
Food and Beverage Corp.	44 Custom House Street Providence RI 02903	85	No
Food Corp	863 Broad Street Providence RI 02907	82	No
Food For The Soul	149 Admiral Street Providence RI 02908	85	No
Fornel Entertainment	1113 Charles Street North Providence RI 02904	85	No
Forty-Four Donuts, Inc.	39A Putnam Pike Johnston RI 02919	85	No
Fountain Street Restaurant	381 West Fountain Street Providence RI 02903	85	No
Four Season's Restaurant	361 Reservoir Avenue Providence RI 02907	85	No
Francesco's Pizzeria	357 Hope Street Providence RI 02906	85	No
Fratelli Scialo, LLC	257 Atwells Avenue Providence RI 02903	81	No
Freeway Car Wash	1880 Westminster Street Providence RI 02909	97	No
Fresenius Kidney Care	125 Corliss Street Providence RI 02904	95	No
Fresh Pita	1385 Mineral Spring Avenue North Providence RI 02904	85	No
Friendly Laundry, Inc.	1000 Chalkstone Avenue Providence RI 02908	92	No
Friends of Excel Academy Charter Schools Inc.	622 Woonasquatucket Avenue North Providence RI 02911	86	No
Friskie Fries	751 Hartford Avenue Johnston RI 02919	85	No
Friskie Fries	100 Washington Street Providence RI 02903	85	No
Frog and Toad	731 Westminster Street Providence RI 02903	99	No
Fruity Franchise	755 Westminster Street Providence RI 02903	85	No
Fu Ming Chinese Restaurant	9 Greenville Avenue Johnston RI 02919	85	No
Fuji Mart CORP.	113 Washington Street Providence RI 02903	85	No
Fuji Restaurant Group, Inc.	1190 North Main Street Providence RI 02904	85	No
G&R Daou, Inc	9 Wayland Square Providence RI 02906	85	No
Gano Holdings, LLC	220 India Street Providence RI 02903	86	No
Ga-Rel Manufacturing Company	564 Manton Avenue Providence RI 02909	44	No
Gather Farm Cafe	519 Atwells Avenue Providence RI 02909	85	No
Genesis Center	620 Potters Avenue Providence RI 02907	86	No
Genesis Marketing Group - Warren Avenue	2 Warren Avenue North Providence RI 02911	42	No
Geoff's South Main St.	401 South Main Street Providence RI 02903	85	No
Gilbane Building Company	7 Jackson Walkway Providence RI 02903	53	No

Industrial and Commercial Users
Field's Point - 2024

Company Name	Facility Address	Category	Significant
Golden City	39 Putnam Pike Johnston RI 02919	85	No
Golden Crest Nursing Centre	100 Smithfield Road North Providence RI 02904	86	No
Golden House Chinese Restaurant	260 Hawkins Street Providence RI 02904	85	No
Golden Pot, Inc.	150 Elmwood Avenue, Suite 3 Providence RI 02907	85	No
Good Fortune Chinese Restaurant	101 Cadillac Drive Providence RI 02907	85	No
Gorditas, Inc.	351 Atwells Avenue Providence RI 02903	85	No
Gotham Greens Providence, LLC	555 Harris Avenue Providence RI 02909	81	No
Gothic Pewter LLC	95 Hathaway Street, Suite 31 Providence RI 02907	43	No
Gracie's Ventures	194 Washington Street Providence RI 02903	85	No
Granitec Marble and Granite, LLC	300 Morgan Avenue Johnston RI 02919	42	No
Great Northern BBQ Co LLC	9 Parade Street Providence RI 02909	85	No
Greater Providence Donuts LLC	860 Elmwood Avenue Providence RI 02907	85	No
GreenStone Studios	1160 North Main Street Providence RI 02904	99	No
Greystone Auto Center	129 Waterman Avenue North Providence RI 02911	97	No
Grieco Family Holding Co, LLC	19 Industrial Lane Johnston RI 02919	97	No
H&A Laundromat	598 Hartford Avenue Providence RI 02909	92	No
H&S Management, LLC	1401 Douglas Avenue North Providence RI 02904-4058	85	No
Hamov- Hotov LLC	761 Hartford Avenue Johnston RI 02919	85	No
Happy Crab, Inc.	650 Branch Avenue Unit 2 Providence RI 02904	85	No
Happy Noodles LLC	272 Thayer Street Providence RI 02906	85	No
Harrison Casting	15 Joy Street Johnston RI 02919	51	No
Haruki East Ltd.	172 Wayland Avenue Providence RI 02906	85	No
Haven Brothers Diner	72 Spruce Street Providence RI 02903-1557	85	No
Hazel Origin Coffee	250 Brook Street Providence RI 02906	85	No
Hei Place	One Commerce Way Johnston RI 02919	85	No
Helado Taiyaki	102 Dean Street Providence RI 02903	85	No
Hemenway's Seafood Grill & Oyster Bar	121 South Main Street Providence RI 02903	85	No
Heng Heng Restaurant	165 Angell Street Providence RI 02906	85	No
HIC Food Group Inc.	1 Providence Place Suite 5130 Providence RI 02903	85	No
Highlander Charter School	42 Lexington Avenue Providence RI 02907	86	No
Hillview Auto Body	105 Railroad Avenue Johnston RI 02919	97	No
Himalayan Group, LLC	234 Wickenden Street Providence RI 02903	85	No
HNR, LLC	300 George Waterman Road Johnston RI 02919	85	No
Hobbs Brook Management LLC	1301 Atwood Avenue Johnston RI 02919	86	No
Hodosh Dental Associates, Inc.	243 Elmwood Avenue Providence RI 02907	94	No

Industrial and Commercial Users
Field's Point - 2024

Company Name	Facility Address	Category	Significant
Homefries Restaurant	1417 Atwood Avenue Johnston RI 02919	85	No
Hometown Pizza and Subs	620 Killingly Street Johnston RI 02919	85	No
Honey Dew Donuts (Allens)	460 Allens Avenue Providence RI 02905	85	No
Hope Club	6 Benevolent Street Providence RI 02906	86	No
Hope Creamery	569 Branch Avenue Providence RI 02904	85	No
Hope Health	1085 North Main Street Providence RI 02904	86	No
Hope Street KFC Inc.	805 North Main Street Providence RI 02904	85	No
Hot Club	25 Bridge Street Providence RI 02903	85	No
HoToy, LLC	275 Thayer Street Providence RI 02906	85	No
Housing Authority of the City of Prov.	243 Smith Street Providence RI 02908	86	No
Hudson Services, Inc.	101 Cranston Street Providence RI 02907	92	No
Hudson Street Deli, LLC	68 Hudson Street Providence RI 02909	85	No
Hurd Auto Mall	1705 Hartford Avenue Johnston RI 02919	97	No
Hyde Park Burgers, LLC	1450 Hartford Avenue Johnston RI 02919	85	No
I Love Mexico	283 Smith Street Providence RI 02908	85	No
Ideal Plating & Polishing Co., Inc.	175 Public Street Providence RI 02903	11	Yes
IGT	10 Memorial Blvd Providence RI 02903	86	No
Imperial Tile & Marble Works Inc.	1006 Charles Street North Providence RI 02904	99	No
In the Pink LLC	213 Thayer Street Providence RI 02906	85	No
India House Inc.	261 Thayer Street Providence RI 02906	85	No
India Restaurant	1060 Hope Street Providence RI 02906	85	No
Induplicate LLC	1 Greystone Drive North Providence RI 02911	11	Yes
International Chromium Plating Company, Inc.	2 Addison Place Providence RI 02909	11	Yes
International Insignia Corporation	1280 Eddy Street Providence RI 02905	11	Yes
Ira Green Inc.	177 Georgia Avenue Providence RI 02905	11	Yes
Irregardless Biscuit, LLC	94 Carpenter Street Providence RI 02903	85	No
Island House Group, LLC	32 Spruce Street Providence RI 02903	85	No
Istanbul Gourmet Market, LLC	1706 Mineral Spring Avenue North Providence RI 02904	82	No
Italia, LLC	659 Smith Street Providence RI 02908	85	No
Ivan Inc.	279 Atwells Avenue Providence RI 02903	85	No
Ivy Tavern	758 Hope Street Providence RI 02906	85	No
J & M Convenience Store	718 Plainfield Street Providence RI 02909	85	No
J & W - 91 Friendship Street	91 Friendship Street Providence RI 02903	53	No
J & W - Athletics Practice Facility	60 Harborside Boulevard Cranston RI 02905	85	No
J & W - Cuisinart Center for Culinary Excellence	333 Shipyard Street Providence RI 02905	86	No

Industrial and Commercial Users
Field's Point - 2024

Company Name	Facility Address	Category	Significant
J & W - East Hall	1 Washington Avenue, CUE Providence RI 02905	86	No
J & W - Friedman Center	321 Harborside Boulevard Providence RI 02905	86	No
J & W - Imperial Hall	15 Hospital Street Providence RI 02903	86	No
J & W - John Hazen White Center	30 Chestnut Street Providence RI 02903	53	No
J & W - South Hall	1 Washington Ave Providence RI 02905	86	No
J & W - Taco Center Criminalistics Lab	10 Abbott Park Place Providence RI 02903	95	No
J & W - The Academic Center	291 Westminster Street Providence RI 02903	86	No
J & W - West Hall	1 Washington Avenue, CUW Providence RI 02905	86	No
J & W - Wildcat Center	305 Shipyard Street Providence RI 02905	86	No
J & W - Xavier Mercy Hall	60 Broad Street Providence RI 02903	86	No
J & W -Center for Science and Innovation	75 Chestnut Street Providence RI 02903	95	No
J & W University	35 Claverick Street Providence RI 02903	96	No
J & W Xavier Academics Center	15 Foster Street Providence RI 02903	86	No
J & W-Harborside Academics	265 Harborside Blvd. Providence RI 02905	86	No
J & W-Johnson Hall	59 Chestnut Street Providence RI 02903	85	No
J & W-McNulty Hall	101 Pine Street Providence RI 02903	86	No
J & W-Snowden Hall	32 Page Street Providence RI 02903	86	No
J.F. Skeffington Funeral Home	925 Chalkstone Avenue Providence RI 02908	96	No
Jacky's at Arcade LLC	65 Weybosset Street Units 122-123 Providence RI 02903	85	No
Jacky's Galaxy Providence	Water Place Towers, 200 Exchange Street Providence RI 02903	85	No
Jacky's Restaurant and Banquets	1488 Mineral Spring Avenue North Providence RI 02904	85	No
Jacob Werba, DDS	655 Broad Street #101 Providence RI 02907-1444	94	No
Jahunger	333 Wickenden Street Providence RI 02903	85	No
Jains's Laundry, Inc.	39 Putnam Pike Johnston RI 02919	92	No
Jammat Housing	708 Elmwood Ave Providence RI 02907	86	No
Jazzy's	960 Hope Street Providence RI 02906	85	No
JB Engine Company	303 South Main Street Providence RI 02903	85	No
JC Polishing Company	928 Plainfield Street Johnston RI 02919	46	No
Jiang Li, LLC	1025 Chalkstone Avenue Providence RI 02908	92	No
JJ & AH LLC	1565 Plainfield Pike Johnston RI 02919	85	No
JJ Group, Inc.	1386 Atwood Avenue Johnston RI 02919	85	No
JLC Foods, Inc.	1920 Mineral Spring Avenue North Providence RI 02904	85	No
JL's Dana's Sports Lounge	1410 R Mineral Spring Avenue North Providence RI 02904	85	No
JM of Providence, LLC	66 Branch Avenue Providence RI 02904	85	No
JMA Inc.	393 Charles Street Providence RI 02904	85	No

Industrial and Commercial Users
Field's Point - 2024

Company Name	Facility Address	Category	Significant
Joest LLC	134 Atwells Avenue Providence RI 02903	85	No
John T. A. Romano DDS, Inc.	463 Broadway Providence RI 02909	94	No
Johnson Building, LLC	270 Central Avenue Johnston RI 02919	86	No
Johnston Dental Group LLC	1526 Atwood Avenue Suite 102 Johnston RI 02919	94	No
Johnston Family Dentistry	1136 Hartford Avenue Johnston RI 02919	94	No
Johnston Public Schools	4 School Street Johnston RI 02919	86	No
Johnston Senior Center	1291 Hartford Avenue Johnston RI 02919	86	No
JOHNSTON SENIOR HIGH SCHOOL	345 Cherry Hill Road Johnston RI 02919	86	No
Jonroclinc, LLC	1600 Old Louisquisset Pike Lincoln RI 02865	85	No
Jozon Enterprises, Inc.	739 Hartford Avenue Providence RI 02919-5418	85	No
JP Enterprises LLC d/b/a Subway	1455 Mineral Spring Ave North Providence RI 02904	85	No
JPL Enterprises, LLC	1258 Broad Street Providence RI 02905	81	No
JRB LLC	318 Broadway Providence RI 02909	85	No
JR's Providence, LLC	371 Richmond Street Providence RI 02903	85	No
JSC New England Operating LLC	458 Smithfield Avenue Providence RI 02904	85	No
JSC New England Operating LLC	280 Broad Street Providence RI 02907	85	No
JSC New England Operating LLC	445 Promenade Street Providence RI 02908	85	No
JSC New England Operating, LLC	155 Thurbers Avenue Providence RI 02905	85	No
JSC New England Operating, LLC	1375 Hartford Avenue Johnston RI 02919	85	No
JSC New England Operating, LLC	9 Putnam Pike Johnston RI 02919	85	No
Kamborian Bros Inc.	294 Atwells Avenue Providence RI 02903	85	No
Karaoke Box	122 Fountain Street Providence RI 02903	85	No
KCW Management LLC	695 North Main Street Providence RI 02904	85	No
Kelly's Car Wash, Inc.	200 Charles Street Providence RI 02904	97	No
Ken Rocha Collision, LLC	555 Cranston Street Providence RI 02907	97	No
KG Kitchenbar	771 Hope Street Providence RI 02906	85	No
Kin Hospitality LLC	71 Washington Street Providence RI 02903	85	No
King Restaurant, Inc.	262 South Water Street Providence RI 02903	85	No
KLEOS-RI	250 Westminster Street Providence RI 02903	85	No
KMRT Corp.	1074 Hope Street Providence RI 02906	85	No
Knoedler Inc.	166 Wickenden Street Providence RI 02903	85	No
KNX2 LLC	69 Washington Street Providence RI 02903	85	No
Koi House Cafe & Bar	1027 Charles Street North Providence RI 02904	85	No
Kong Providence, Inc.	1 Providence Place Mall #5125 Providence RI 02903	85	No
Koutko Food Services, LLC	320 Branch Avenue Providence RI 02904	85	No

Industrial and Commercial Users
Field's Point - 2024

Company Name	Facility Address	Category	Significant
Kow Kow	120 Ives Street Providence RI 02906	85	No
KRE Husky Providence Licensee, LLC	700 Smith Street Providence RI 02908	86	No
KRE Husky Providence Licensee, LLC	700 Smith Street Providence RI 02908	86	No
L T Treats, Inc.	169 Providence Place Mall Providence RI 02903	85	No
L.N.P. Enterprises, Inc.	887 North Main Street Providence RI 02904	85	No
La Artesa Bakery Inc.	216 Academy Avenue Providence RI 02908	81	No
La Brasa Realty LLC	712 Admiral Street Providence RI 02908	85	No
La Broa Pizza	925 Broad Street Providence RI 02907	85	No
La Chapincita Market, LLC	996 Chalkstone Avenue Providence RI 02908	81	No
La Excelencia Restaurant	452 Cranston Street Providence RI 02907	85	No
La Familia Restaurant	1421 Broad Street Providence RI 02905	85	No
La Gran Parada	937 Broad Street Providence RI 02905	85	No
La Lin Enterprises, Inc.	524-528 Cranston Street Providence RI 02907	92	No
La Lupita Tacos Mexicanos LLC	1950 Westminster Street Providence RI 02909	85	No
La Mariscada Restaurant Bar LLC	671-675 Broadway Providence RI 02909	85	No
La Mei Hot Pot	256 Broadway Providence RI 02903	85	No
La Roca Restaurant	1150 Elmwood Avenue Providence RI 02907	85	No
La Sonrisa Cafeteria Restaurant	320 Broad Street Providence RI 02907	85	No
Ladder 133 Bar and Grill	133 Douglas Avenue Providence RI 02908	85	No
Lang's Bowlarama, Inc.	225 Niantic Avenue Cranston RI 02907-3186	85	No
Lanni Restaurant Group, LLC	16 Josephine Street North Providence RI 02904	85	No
L'Artisan Cafe & Bakery	11-15 Point Street Providence RI 02903	85	No
LaSalle Academy	612 Academy Avenue Providence RI 02908	86	No
LaSalle Bakery	993 Smith Street Providence RI 02908	85	No
LaSalle Donuts Inc.	1009 Smith Street Providence RI 02908	85	No
Laughing Gorilla LLC	60 Valley Street Providence RI 02909	85	No
Laundromax	248 Academy Avenue Providence RI 02908	92	No
Laundromax - 1315 Broad Street, LLC	1315 Broad Street Providence RI 02905	92	No
Laundromax - 395 Admiral Street LLC	395 Admiral Street Providence RI 02908	92	No
Laundromax - 722 Cranston Street	722 Cranston Street Providence RI 02907	92	No
Laundromax - 932 Atwells Ave LLC	932 Atwells Avenue Providence RI 02909	92	No
Laundromax - Mineral Spring Avenue	1778 Mineral Spring Avenue North Providence RI 02904	92	No
Laurelmead Cooperative Inc.	355 Blackstone Boulevard Providence RI 02906	86	No
Lawrence P. Stephenson, DDS, Ltd.	1826 Mineral Spring Avenue North Providence RI 02904	94	No
Lawrence Page, DMD, Inc.	31 Elmgrove Avenue Providence RI 02906	94	No

Industrial and Commercial Users
Field's Point - 2024

Company Name	Facility Address	Category	Significant
LCP Providence Hotel Investment	139 Mathewson Street Providence RI 02903	86	No
Lena Karkalas, DDS	151 Waterman Street, Suite 3 Providence RI 02906	94	No
Li Li Wok	600 Douglas Avenue Providence RI 02908	85	No
Lifespan Physician Group/Womens Medicine	148 West River Street, Suite 8 Providence RI 02904	95	No
Light & Conforti DMDs, LLC	189 Waterman Street Providence RI 02906	94	No
Lighthouse Restaurant, Inc.	1665 Hartford Avenue Johnston RI 02919	85	No
Lincoln School	301 Butler Avenue Providence RI 02906	86	No
Lincolnwood Operator, LLC	610 Smithfield Road North Providence RI 02904	86	No
Little Sister	737A Hope Street Providence RI 02906	85	No
Littleneck LLC	110 Doyle Avenue Providence RI 02906	85	No
Livi's Pocket LLC	65 Weybosset Street, Unit 101 Providence RI 02903	85	No
LMG Rhode Island Holdings, Inc.	210 Kinsley Avenue Providence RI 02903	24	Yes
LNP Enterprises, Inc.	1744 Mineral Spring Avenue North Providence RI 02904	85	No
Lobanton	65 Weybosset Street Unit #125 Providence RI 02903	85	No
Long Live Beer Works, Inc.	40R Sprague Street Providence RI 02907	36	No
Long River Restaurant	433 Plainfield Street Providence RI 02909	85	No
Los Andes Restaurant	903 Chalkstone Avenue Providence RI 02908	85	No
Los Gallos Mexican Restaurant LLC	1035 Douglas Avenue Providence RI 02904	85	No
Lotus Pepper LLC	752 Hope Street Providence RI 02906	85	No
Louis Family Restaurant	286 Brook Street Providence RI 02906	85	No
Lovera VIP	1266 Broad Street Providence RI 02905	85	No
Lucky Enough	1492 Westminster Street Providence RI 02909	85	No
Luigi's Restaurant & Gourmet Express	1359 Hartford Avenue Johnston RI 02919	85	No
Luis Sport Bar & Restaurant, LLC	99 Academy Avenue Providence RI 02908	85	No
Luluna Health, LLC	53 Rathbone Street Providence RI 02908	34	No
Luv in a Sub, LLC	1360 Mineral Spring Avenue North Providence RI 02904	85	No
M & D BIG 3 LLC	686 Admiral Street Providence RI 02908	85	No
M&T Super Market	1059 Broad Street Providence RI 02905	81	No
M. G. Motors Inc.	1402 Atwood Avenue Johnston RI 02919	97	No
M.B. Rubinstein, DDS & R.J. Ducoff, DMD	362 Ives Street Providence RI 02906	94	No
Machupicchu Restaurant II	1366 Chalkstone Ave Providence RI 02908	85	No
Madrid European Bakery LLC	199 Wayland Avenue Providence RI 02906	81	No
Magna Spirits, Inc.	122 Washington Street Providence RI 02903	85	No
Mahr, Inc.	1139 Eddy Street Providence RI 02905	11	Yes
Mainelli Tool & Die, Inc.	30 Houghton Street Providence RI 02904	42	No

Industrial and Commercial Users
Field's Point - 2024

Company Name	Facility Address	Category	Significant
MAJA Enterprises	310 Atwells Avenue Providence RI 02903	85	No
Mala Noodles	215 Thayer Street Providence RI 02906	85	No
Mambo Sushi Restaurant & Lounge, LLC	380 Atwells Avenue Providence RI 02909	85	No
Manchester Street, LLC	40 Point Street Providence RI 02903	27	Yes
Mandelini, LLC	2 Kennedy Plaza #2 Providence RI 02903	85	No
Mansolillo Dental	1347 Hartford Avenue Johnston RI 02919	94	No
Mare Restaurant, LLC	229 Waterman Street Providence RI 02906	85	No
Maria's Cucina	477 Broadway Providence RI 02909	85	No
Mark Pochebit, DMD	151 Waterman Street Providence RI 02906	94	No
Maya Bakery	113 Valley Street Providence RI 02909	81	No
McAllister Towing of Narragansett Bay	1 India Street Providence RI 02903	80	No
McAuley Corporation	622 Elmwood Avenue Providence RI 02907	85	No
McBride's Pub	161 Wayland Avenue Providence RI 02906	85	No
McDonald's USA, LLC	50 Plainfield Street Providence RI 02909	85	No
McDonald's/Kristin Foods, Inc.	1377 Atwood Avenue Johnston RI 02919	85	No
MCM Technologies	175 Dupont Drive Providence RI 02907	24	No
MDS Capital LLC	361 Reservoir Avenue Providence RI 02907	92	No
Meast, LLC	58 DePasquale Avenue Providence RI 02903	85	No
Medical Management International, Inc.	11 Commerce Way, Suite 7 Johnston RI 02919	99	No
Meeting Street	1000 Eddy Street Providence RI 02905	86	No
Mekong Market	314 Broad Street Providence RI 02907	81	No
Meredith Donuts, LLC	315 Broad Street Providence RI 02907	85	No
Metallurgical Solutions, Inc.	85 Aldrich Street Providence RI 02905	11	Yes
Metropolitan Career & Tech Ctr	325 Public Street Providence RI 02905	86	No
Mi Guatemala Restaurant	1049 Atwells Avenue Providence RI 02909	85	No
Mi Hacienda Restaurant	603 Plainfield Street Providence RI 02909	85	No
Mi Sueno Inc.	1070 Broad Street Providence RI 02905	85	No
Middle Eddy, LLC	95 Eddy Street Providence RI 02903	85	No
Mighty Mike's Pizza, LLC	277 Thayer Street Providence RI 02906	85	No
Mills Coffee Roasting Co.	1058 Broad Street Providence RI 02905	89	No
Mills Tavern	101 North Main Street Providence RI 02903-1366	85	No
Mineral Spring Cafe LLC	1565 Mineral Spring Avenue, Suite B North Providence RI 02904	85	No
Minervas Pizza	20 South Angell Street Providence RI 02906	85	No
Miriam Hospital	164 Summit Avenue Providence RI 02906	90	No
Miriam Hospital - Rise Building	14 Third Street Providence RI 02906	95	No

Industrial and Commercial Users
Field's Point - 2024

Company Name	Facility Address	Category	Significant
MJNI, LLC	205 Broadway Providence RI 02903	85	No
MMP LLC	1302 Atwood Avenue Johnston RI 02919	85	No
Mohegan Johnston (SM) Subs, LLC	1412 Atwood Avenue Johnston RI 02919	85	No
Mokban Korean Bistro	217 Westminster Street Providence RI 02903	85	No
Monarch Metal Finishing Co., Inc. (Railroad Ave.)	100 Railroad Avenue Johnston RI 02919	11	Yes
Monarch Metal Finishing, Inc. (Georgia Ave.)	189 Georgia Avenue Providence RI 02905	11	Yes
Mondo Pizzeria Corporation	680 Admiral Street Providence RI 02908	85	No
Moniker Brewing LLC	432 West Fountain Street Providence RI 02903	36	No
Monro, Inc.	1400 Atwood Avenue Johnston RI 02919	97	No
Montecristo Restaurant LLC	488 Elmwood Avenue Providence RI 02907	85	No
Moonshine Hospitality LLC	52 Pine Street Providence RI 02903	85	No
Moran Transportation Industries, Inc.	106 Francis Street Providence RI 02903	52	No
Morgan Health Center	80 Morgan Avenue Johnston RI 02919-6768	86	No
Morgan Mill Metals, LLC	25 Morgan Mill Road Johnston RI 02919	41	No
Moses Brown School	250 Lloyd Avenue Providence RI 02906	86	No
Mount Pleasant Funeral and Cremation Service	168 Academy Avenue Providence RI 02908	96	No
Mount Pleasant High School	434 Mount Pleasant Avenue Providence RI 02908	86	No
Mr. Biggs Saloon	1463 Atwood Avenue Johnston RI 02919	85	No
Mt Fuji Steakhouse Inc.	80 Dean Street Providence RI 02903	85	No
Mundo de Cigar	1622 Mineral Spring Avenue North Providence RI 02904	85	No
Muse Paintbar	117 North Main Street Providence RI 02903	99	No
Mutual Cornell	136 Corliss Street Providence RI 02904	95	No
My Car, Incorporated	1178 Atwood Avenue Johnston RI 02919	97	No
N. Providence Chicken, LLC	1382 Mineral Spring Avenue North Providence RI 02904	85	No
Nabsys 2.0 LLC	60 Clifford Street Providence RI 02903	95	No
Nami Japanese Restaurant, Inc.	198 Atwells Avenue Providence RI 02903	85	No
Narr. Electric Co.-Vault Op.-FP	280 Melrose Street Providence RI 02907-2157	27	No
Narragansett Electric - Melrose Chiller	280 Melrose Street Providence RI 02907	51	No
Narragansett Improvement Co.	223 Allens Avenue Providence RI 02903	35	No
Narragansett Jewelry Co., Inc.	100 Dupont Drive Providence RI 02907	11	Yes
Naseeb Corporation	912 Broad Street Providence RI 02907	85	No
National Amusements, Inc.	Ten Providence Place Providence RI 02903	99	No
NBC - Water Quality Science Building	Seven Service Road Providence RI 02905	95	No
NC Dental, Inc.	1387 Broad Street Providence RI 02905	94	No
Neon Marketplace	1874 Mineral Spring Avenue North Providence RI 02904	85	No

Industrial and Commercial Users
Field's Point - 2024

Company Name	Facility Address	Category	Significant
Neon Marketplace Operating I, LLC	288 Kinsley Avenue Providence RI 02903	85	No
Nero Enterprises	235 Promenade Street Suite 100 Providence RI 02908	85	No
Nettie's Kettle Corn, LLC	1789 Smith Street North Providence RI 02911	81	No
New England Homemade Donuts NP	2073 Smith Street North Providence RI 02911	85	No
New Harvest Coffee Roasters	10 Sims Avenue Providence RI 02909-1165	85	No
New Rivers Restaurant Group Inc.	7 Steeple Street Providence RI 02903	85	No
New Sky Market Inc.	744 Cranston Street Providence RI 02907	82	No
New Volpe Tailoring and Cleaning	592 Charles Street Providence RI 02904	92	No
New York Blood Center	405 Promenade Street Providence RI 02903	95	No
Nice Slice LLC	767 Westminster Street Providence RI 02903	85	No
Nickel Corporation	833-835 Hope Street Providence RI 02906	85	No
Nick's Auto Body, Inc.	44 Bradford Street Providence RI 02903	97	No
NNC of Rhode Island, Inc.	1525 Hartford Avenue Johnston RI 02919	97	No
Norman Brice Seggel D.D.S.	535 South Water Street Providence RI 02903	94	No
North Providence Dental Associates	1637 Mineral Spring Avenue Suite 213 North Providence RI 02904	94	No
North Providence High School	1828 Mineral Spring Avenue North Providence RI 02904	86	No
Northland Environmental LLC	252 Allens Avenue Providence RI 02905-5002	43	No
Nueva San Salvador Bakery, Inc.	1075 Chalkstone Avenue Providence RI 02908	81	No
Nunez Fruit Market	1437 Broad Street Providence RI 02905	81	No
Nutrition on Broad	500 Broad Street Providence RI 02909	85	No
Oak Bakeshop	130 Cypress Street, Unit C2 Providence RI 02906	85	No
Oberlin	270 Westminster Street Providence RI 02903	85	No
Ocean State Endoscopy	148 West River Street Suite 3 Providence RI 02904	95	No
Ocean State Metals, Inc.	80 Delaine Street Providence RI 02909	46	No
Ogie's Trailer Park	1155 Westminster Street Providence RI 02909	85	No
Old Canteen Restaurant	120 Atwells Avenue Providence RI 02903	85	No
Olneyville NY System	20 Plainfield Street Providence RI 02909	85	No
Olson & Parent Funeral Home, Inc.	417 Plainfield Street Providence RI 02909	96	No
Olympic Pizza	1323 Broad Street Providence RI 02905	85	No
Omni Providence Hotel	One West Exchange Street Providence RI 02903	86	No
One Francis Corp.	Providence Place Mall Providence RI 02903	85	No
One Stop Square Inc.	334 Broad Street Providence RI 02907	85	No
Open World Entertainment, LLC	148 Providence Place Providence RI 02903	85	No
OSI/Fleming's, LLC	1 West Exchange Street Providence RI 02903	85	No
OV1 Inc.	489 Allens Avenue Providence RI 02905	85	No

Industrial and Commercial Users
Field's Point - 2024

Company Name	Facility Address	Category	Significant
P.F. Chang's China Bistro, Inc.	111 Providence Place Providence RI 02903	85	No
Panaderia El Paisano	928 Plainfield Street Johnston RI 02919	82	No
Panaderia El Quetzal, Inc.	445 Hartford Avenue Providence RI 02909	81	No
Pane E Vino	365 Atwells Avenue Providence RI 02903	85	No
Panera Bread	43 Providence Place Providence RI 02903	85	No
Parkside Rotisserie & Bar	76 South Main Street Providence RI 02903	85	No
Parkview Bakery Cafe	1228 Broad Street Providence RI 02905	85	No
Pasha Lounge	840 Allens Avenue Providence RI 02905	85	No
Passionflower, Inc.	840 Allens Avenue Providence RI 02905	85	No
Pasta Beach Wayland Square LLC	195 Wayland Avenue Providence RI 02906	85	No
Pastiche	92 Spruce Street Providence RI 02903	85	No
Paul Cuffee High School	544 Elmwood Ave Providence RI 02907	86	No
Paul Cuffee School	459 Promenade Street Providence RI 02908	86	No
Paul's Dry Cleaning Services, Inc.	571 Hartford Avenue Providence RI 02909	92	No
Pauly Penta's Italian Deli	1290 Mineral Spring Avenue North Providence RI 02904-4606	85	No
Pediatric Dentistry	226 Waterman Street Providence RI 02906-4387	94	No
People's Baptist Church	1275 Elmwood Avenue Cranston RI 02907	85	No
Pepper Dining, Inc.	255 Collyer Street Providence RI 02904	85	No
Periodontal Associates	189 Governor Street Providence RI 02906	94	No
Periodontics, Inc.	167 Gano Street Providence RI 02906	99	No
Persimmon Restaurant, LLC	99 Hope Street Providence RI 02906-2027	85	No
Peter Pan Bus Lines	One Peter Pan Way Providence RI 02904	37	No
PetVet PC Managers, LLC	660 Woonasquatucket Avenue North Providence RI 02911	99	No
Philo Inc.	36 Weybosset Street Providence RI 02903	85	No
Pho Horn's Inc.	50 Ann Mary Street Pawtucket RI 02860	85	No
Phouthakoun Phoon Sup Corp.	1088 Chalkstone Avenue Providence RI 02908	85	No
Pho-Zap-Zap	389 Smith Street Providence RI 02908	85	No
Piemonte Pizza	114 Doyle Avenue Providence RI 02906	85	No
Pierce Manor	20 Grand Street Providence RI 02907	86	No
Pio Pio Restaurant	489 Plainfield Street Providence RI 02909	85	No
Pipeline Restaurant	267 Thayer Street Providence RI 02906	85	No
Pitos Restaurant I	1029 Broad Street Providence RI 02905	85	No
Pizza Hut #40593	1565 Mineral Spring Avenue North Providence RI 02904	85	No
Pizza J	967 Westminster Street Providence RI 02903	85	No
Pizza Palace	1583 Plainfield Pike Johnston RI 02919	85	No

Industrial and Commercial Users
Field's Point - 2024

Company Name	Facility Address	Category	Significant
Pizza Queen - Weybosset Street	215 Weybosset Street Providence RI 02903	85	No
Pizzeria Gusto, Inc.	259 Broadway Providence RI 02903	85	No
Plainfield Donuts, Inc.	672 Plainfield Street Providence RI 02903	85	No
Plant City Providence	334 South Water Street Providence RI 02903	85	No
Pleasant Donuts Inc.	14 Pleasant Valley Parkway Providence RI 02908	85	No
Pocasset Preservation Associates, LP	20 Kelley Street Providence RI 02909	86	No
Poke Thayer LLC	212 Thayer Street Providence RI 02906	85	No
Pollito Meat Corp.	361 Reservoir Avenue Providence RI 02907	82	No
Pollo Campero	661 Atwells Avenue Providence RI 02909	85	No
Portion Meat Associates	356 Valley Street Providence RI 02908	33	No
Pranzi	10 Rosario Drive Providence RI 02909-5402	85	No
PRI I, LP	21 Atwells Avenue Providence RI 02903	85	No
PRI I, LP	21 Atwells Avenue Providence RI 02903	86	No
PRII, LP	21 Atwells Avenue Providence RI 02903	85	No
Prince Enameling Company, Inc.	10 Alcazar Avenue Johnston RI 02919	42	No
Princess and Sons Three, LLC	1755 Smith Street North Providence RI 02911	85	No
Princess Enterprises II, Inc.	583 Elmwood Avenue Providence RI 02907	85	No
Prospect CharterCARE RWMC, LLC	825 Chalkstone Avenue Providence RI 02908	90	No
Prospect CharterCARE RWMC, LLC (Maude)	50 Maude Street Providence RI 02908	90	No
Prospect CharterCARE SJHSRI	200 High Service Avenue North Providence RI 02904	90	No
Prothera Biologics, Inc.	349 Eddy Street Providence RI 02903	95	No
Prov. College-Peterson Recreation Center	Providence College Campus Providence RI 02918	89	No
Providence Auto Body, Inc.	350 Silver Spring Street Providence RI 02904	97	No
Providence Auto Body, Inc.	70 Royal Little Drive Providence RI 02904	97	No
Providence Auto Body, Inc.	476 Silver Spring Street Providence RI 02904	97	No
Providence Bagel	1480 Mineral Spring Avenue North Providence RI 02904	85	No
Providence Biltmore Lessee LLC	11 Dorrance Street Providence RI 02903	86	No
Providence Brewing Company	10 Sims Avenue, Unit 110 Providence RI 02909	36	No
Providence Burger Bar LLC	161 Douglas Avenue Providence RI 02908	85	No
Providence Capital III, LLC	170 Westminster Street Providence RI 02903	86	No
Providence Coal Fired Pizza	385 Westminster Street Providence RI 02903	85	No
Providence College - Alumni Hall	Providence College Campus Providence RI 02918	86	No
Providence College - Aquinas Hall	Providence College Campus Providence RI 02918	86	No
Providence College - Bedford Hall	Providence College Campus Providence RI 02918	86	No
Providence College - Ceramics	Providence College Campus Providence RI 02918	89	No

Industrial and Commercial Users
Field's Point - 2024

Company Name	Facility Address	Category	Significant
Providence College - Davis Hall	Providence College Campus Providence RI 02918	86	No
Providence College - Ditraglia Hall	Providence College Campus Providence RI 02918	86	No
Providence College - Fennell Hall	Providence College Campus Providence RI 02918	86	No
Providence College - Guzman Hall	Providence College Campus Providence RI 02918	86	No
Providence College - Hunt-Cavanagh	Providence College Campus Providence RI 02918	93	No
Providence College - Italy Street	7 Italy Street Providence RI 02918	97	No
Providence College - Joseph Hall	Providence College Campus Providence RI 02918	86	No
Providence College - Koffler Hall	Office of EH&S, One Cunningham Square Providence RI 02918	86	No
Providence College - Mal Brown Hall	Providence College Campus Providence RI 02918	86	No
Providence College - McDermott Hall	Providence College Campus Providence RI 02918	86	No
Providence College - McVinney Hall	Providence College Campus Providence RI 02918	86	No
Providence College - Meagher Hall	Providence College Campus Providence RI 02918	86	No
Providence College - Raymond Hall	Providence College Campus Providence RI 02918	86	No
Providence College - Schneider Arena	Providence College Campus Providence RI 02918	89	No
Providence College- Cunningham Hall	Providence College Campus Providence RI 02918	86	No
Providence College- McCarthy Hall	Providence College Campus Providence RI 02918	86	No
Providence College- Science Complex	Providence College Campus Providence RI 02918	95	No
Providence College- Smith Ctr. for Arts	Providence College Campus Providence RI 02918	99	No
Providence College-Mondor School of Nursing	Providence College Campus Providence RI 02918	86	No
Providence College-Power Plant	Huxley Avenue Providence RI 02918	53	No
Providence College-Ryan Center for Business Studies	Providence College Campus Providence RI 02918	85	No
Providence College-Service Building	Providence College Campus Providence RI 02918	99	No
Providence College-Shanley Hall	Providence College Campus Providence RI 02918	86	No
Providence College-St. Aquinas Priory	Providence College Campus Providence RI 02918	86	No
Providence Community Health Centers, Inc	335R Prairie Avenue Providence RI 02905	94	No
Providence Community Health Clinic	160 Broad Street Providence RI 02903	94	No
Providence Dental Laboratory	908 Broad Street Providence RI 02907	99	No
Providence Kitchen Collaborative	55 Cromwell Street Providence RI 02907	85	No
Providence Oyster Bar	283 Atwells Avenue Providence RI 02903	85	No
Providence Pancakes, Inc.	45 Pleasant Valley Parkway Providence RI 02908	85	No
Providence Place Pockets	288 Thayer Street Providence RI 02906	85	No
Providence Poke, LLC	185 Camp Street Providence RI 02906	85	No
Providence Public Schools	222 Daboll Street Providence RI 02907	86	No
Providence Public Schools	101 Sessions Street Providence RI 02906	86	No
Providence Public Schools	41 Fricker Street Providence RI 02903	86	No

Industrial and Commercial Users
Field's Point - 2024

Company Name	Facility Address	Category	Significant
Providence Public Schools	182 Thurbers Avenue Providence RI 02905	86	No
Providence Public Schools	156 Reservoir Avenue Providence RI 02907	86	No
Providence Public Schools	70 Fricker Street Providence RI 02903	86	No
Providence Public Schools	674 Prairie Avenue Providence RI 02903	86	No
Providence River Animal Hospital	131 Point Street Providence RI 02903	99	No
Providence School Department	65 Greenwich Avenue Providence RI 02907	86	No
Providence School Department	35 Merino Street Providence RI 02909	86	No
Providence School Department	60 Camden Avenue Providence RI 02908	86	No
Providence Schools	60 Kossuth Street Providence RI 02909	85	No
Providence Schools	50 Springfield Street Providence RI 02909	86	No
Providence Schools	152 Springfield Street Providence RI 02909-5833	86	No
Providence Schools	99 Kenyon Street Providence RI 02903	86	No
Providence Schools - 797 Cafe	797 Westminster Street Providence RI 02903	85	No
Providence Specialty Products, LLC	33 Dearborn Street Providence RI 02909	33	Yes
Providence Water Supply Board	125 Dupont Drive Providence RI 02907	37	No
PRRC, Inc	1450 Hartford Avenue Johnston RI 02919	82	No
PRRC, Inc.	325 Valley Street Providence RI 02908	82	No
Punta Cana Bistro	500 Broad Street Providence RI 02903	85	No
Pure Haven, LLC	One Carding Lane Johnston RI 02919	35	No
PVDonuts, LLC	158 Wickenden Street Providence RI 02903	85	No
Quality Spraying Technologies, Inc.	150 Park Lane Providence RI 02907	27	No
R.I. Beef & Veal, Inc	60 Armento Street Johnston RI 02919	33	No
R.I. D.O.T.-Materials Testing	Two Capitol Hill Providence RI 02903	95	No
R.I. Hospital - Coro Building	167 Point Street Providence RI 02903	95	No
R.I. Hospital - Hasbro Childrens	593 Eddy Street Providence RI 02903	90	No
R.I. Provision Company	5 Day Street Johnston RI 02919	33	No
R.I.P.T.A. - 265 Melrose	265 Melrose Street Providence RI 02905	37	No
R.I.P.T.A. - 705 Elmwood	705 Elmwood Avenue Providence RI 02907	37	No
R.I.P.T.A. - 750 Elmwood	750 Elmwood Avenue Providence RI 02907	37	No
R.I.P.T.A.-269 Melrose	269 Melrose Street Providence RI 02907	37	No
R.J.R. Daou Realty, Corp.	24 8th Street Providence RI 02906	86	No
RAA, Inc.	141 Atwells Avenue Providence RI 02903	85	No
Rainbow Water	328 Broad Street Providence RI 02907	85	No
Raising Cane's Restaurants, LLC	1386 Atwood Avenue Johnston RI 02919	85	No
Rajbai Maa, Inc.	248 Atwells Avenue Providence RI 02903	85	No

Industrial and Commercial Users
Field's Point - 2024

Company Name	Facility Address	Category	Significant
Ralde LLC	718 Plainfield Street Providence RI 02909	92	No
Ran-Zan	1084 Hope Street Providence RI 02906	85	No
RB Donuts Inc.	1113 Mineral Spring Avenue North Providence RI 02904	85	No
RCJ Inc.	55 Pine Street Providence RI 02903	85	No
Real's Fine Italian Cuisine	79 Putnam Pike Johnston RI 02919	85	No
Red Door Whiskey Bar LLC	49 Peck Street Providence RI 02903	85	No
Red Stripe East Side, LLC.	465 Angell Street Providence RI 02906	85	No
Refresh Auto Wash	140 Vandewater Street Providence RI 02908	97	No
Regency Plaza	One Regency Plaza Providence RI 02903-3158	86	No
Regency Plaza - East Building #3	Three Regency Plaza Providence RI 02903-3113	86	No
Regency Plaza - West Building #2	Two Regency Plaza Providence RI 02903-3149	86	No
Renaissance Providence	5 Avenue of the Arts Providence RI 02903	86	No
Restaurant Associates of Prov. LLC I	61 Orange Street Providence RI 02903	85	No
Restaurant Associates of Prov. LLC II	100 Dorrance Street Providence RI 02903	85	No
Restaurant Associates of Prov. LLC IV	86 Dorrance Street Providence RI 02903	85	No
Restaurant Mexico Garibaldi	948 Atwells Avenue Providence RI 02909	85	No
Rhed's LLC	10 Sims Avenue Providence RI 02909	33	No
Rhode Island Billiards Club	2026 Smith Street North Providence RI 02911	85	No
Rhode Island Bioenergy, LLC	289 Scituate Avenue Johnston RI 02919	38	Yes
Rhode Island Chemical Corporation	754 Branch Avenue Providence RI 02904	43	No
Rhode Island College - Connection 1	600 Mount Pleasant Avenue Providence RI 02908	89	No
Rhode Island College - Connection 2	600 Mount Pleasant Avenue Providence RI 02908	43	No
Rhode Island College - Connection 3	600 Mount Pleasant Avenue Providence RI 02908	99	No
Rhode Island College - Connection 4	600 Mount Pleasant Avenue Providence RI 02908	86	No
Rhode Island Convention Center	One Sabin Street Providence RI 02903	86	No
Rhode Island Donuts LLC	133 Gano Street Providence RI 02906	85	No
Rhode Island Heat Treating & Black Oxide Company	81 Aldrich Street Providence RI 02905	11	Yes
Rhode Island Hospital	593 Eddy Street Providence RI 02903	90	No
Rhode Island Resource Recovery Corp.	65 Shun Pike Johnston RI 02919	31	Yes
Rhode Island School of Design	55 Angell Street Providence RI 02903	85	No
Rhode Rockets Inc.	40 Providence Place Providence RI 02903	85	No
RI Community Food Bank	200 Niantic Avenue Providence RI 02907	85	No
RI Doughnut Venture Group, LLC	139 Elmgrove Avenue Providence RI 02906	85	No
RI Doughnut Venture Group, LLC	135 Elmgrove Avenue Providence RI 02906	85	No
RI Reservoir Chicken, LLC	77 Reservoir Ave Providence RI 02907	85	No

Industrial and Commercial Users
Field's Point - 2024

Company Name	Facility Address	Category	Significant
RI Smith Chicken, LLC	301 Route 17 North, Suite 802 Rutherford, NJ 07070	85	No
RI Yummy	724 Cranston Street Providence RI 02907	85	No
Ricci Family Dentistry	1252 Smith Street Providence RI 02908	94	No
Rich Group	1284 Plainfield Street Johnston RI 02919	52	No
Richsub Inc.	1017 Smith Street Providence RI 02908	85	No
Rico Pollo	1080 B Chalkstone Avenue Providence RI 02908	85	No
RISD - 15 Westminster Street	15 Westminster Street Providence RI 02903	86	No
RISD - Auditorium	1 Canal Street Providence RI 02903	84	No
RISD - Bayard-Ewing Building	231 South Main Street Providence RI 02903	99	No
RISD - Benson Hall	235 Benefit Street Providence RI 02903	24	No
RISD - Central Power Plant	7 - 14 North Main Street Providence RI 02903	52	No
RISD - College Building	2 College Street Providence RI 02903	23	No
RISD - Colonial Apartments	171 Benefit Street Providence RI 02903	86	No
RISD - Design Center	30 North Main Street Providence RI 02903	93	No
RISD - Dexter House Garage	187 Benefit Street Providence RI 02903	99	No
RISD - East Hall	48 Waterman Street Providence RI 02903	99	No
RISD - Fletcher Building	212 Union Street Providence RI 02903	99	No
RISD - Homer Hall	55 Angell Street Providence RI 02903	99	No
RISD - Illustration Studies Building	55 Canal Street Providence RI 02903	84	No
RISD - Industrial Design Building	161 South Main Street Providence RI 02903	99	No
RISD - Market House	4 North Main Street Providence RI 02903	84	No
RISD - Mason (CIT) Building	159-169 Weybosset Street Providence RI 02903	99	No
RISD - Memorial Hall	226 Benefit Street Providence RI 02903	99	No
RISD - Metcalf Building	9 North Main Street Providence RI 02903	43	No
RISD - Museum	224 Benefit Street Providence RI 02903	85	No
RISD - Nickerson Hall	55 Angell Street Providence RI 02903	99	No
RISD - North Dorm	60 Waterman Street Providence RI 02903	86	No
RISD - Point Street	130 Point Street Providence RI 02903	99	No
RISD - South Hall	48 Waterman Street Providence RI 02903	99	No
RISD - Washington Building	20 Washington Place Providence RI 02903	99	No
RISD - Waterman Building	13 Waterman Street Providence RI 02903	99	No
RISD - What Cheer Garage	28 Meeting Street Providence RI 02903	84	No
RISD - Winston Clock Tower	55 Angell Street Providence RI 02903	53	No
Rise 'N Shine Cafe, LLC	97 Holden Street Providence RI 02908	85	No
Ristorante Lucia	154 Atwells Avenue Providence RI 02903	85	No

Industrial and Commercial Users
Field's Point - 2024

Company Name	Facility Address	Category	Significant
Rita's Pizza	496 Cranston Street Providence RI 02907	85	No
RJ Franco Inc.	76 Westminster Street Providence RI 02903	85	No
Ro Luku Sugar, LLC	288 Thayer Street Providence RI 02906	85	No
Robert L. Bailey Elementary School	65 Gordon Avenue Providence RI 02905	85	No
Rob's Riccotti's Sandwich Shop	1465 Atwood Avenue Johnston RI 02919	85	No
Roger Williams Park Zoo	1000 Elmwood Avenue Providence RI 02907	85	No
Roger Williams Park Zoo	1000 Elmwood Avenue Providence RI 02907	95	No
Roger Williams Zoo	1000 Elmwood Avenue Providence RI 02907	85	No
Roger Williams Zoo	1000 Elmwood Avenue Providence RI 02907	85	No
Roger Williams Zoo - Carousel Cafe	1000 Elmwood Avenue Providence RI 02907	85	No
Rogue Island	65 Weybosset Street, Unit 108 Providence RI 02903	85	No
ROM Deli, Inc.	100 Fountain Street - Unit 1C Providence RI 02903	85	No
Rosa Mia Pizza and More	133 Greenville Avenue Johnston RI 02919	85	No
Rosalina - RI	50 Aborn Street Providence RI 02903	85	No
Rosario Meat Market	1035 Broad Street Providence RI 02905	81	No
Rosario Society	17 Rosario Drive Providence RI 02909	85	No
Roza 2 LLC	1385 Mineral Spring Avenue North Providence RI 02904	85	No
RR Waffles LLC	194 Angell Street Providence RI 02906	85	No
Ruby Thai Kitchen Providence Inc.	1 Providence Place Providence RI 02903	85	No
Rue Bis	95 South Street Providence RI 02903	85	No
S.B. Winsor Dairy	18 Clinton Street Johnston RI 02919	84	No
Sac-O-Suds Laundry Services	3 Humbert Street North Providence RI 02911	92	No
Sage Manufacturing Company, Inc.	24 Althea Street Providence RI 02907	43	No
Saint Elizabeth Assisted Living	109 Melrose Street Providence RI 02903	86	No
Saje Kitchen Group, LLC	332 Atwells Avenue Providence RI 02903	85	No
Saki's Pizzeria	199 Weybosset Street Providence RI 02903	85	No
Sakura Restaurant, Inc.	231 Wickenden Street Providence RI 02903	85	No
Sal's Bakery	1288 Chalkstone Avenue Providence RI 02908	81	No
Salted Slate, Inc.	485 Angell Street Providence RI 02906	85	No
Sammy's House of Pizza	1388 Mineral Spring Avenue North Providence RI 02904	85	No
Sam's New York System	1031 Mineral Spring Avenue North Providence RI 02904	85	No
Samuel Sinclair Dental Center	593 Eddy Street Providence RI 02903	94	No
Sanchez Laundry Center, LLC	401 Hartford Avenue Providence RI 02909	92	No
Sandee's Market & Deli	1527 Smith Street North Providence RI 02911	85	No
Sangtong, LLC	167 Ives Street Providence, RI RI 02906	85	No

Industrial and Commercial Users
Field's Point - 2024

Company Name	Facility Address	Category	Significant
SC Providence	284 Thayer Street Providence RI 02912	85	No
SC Restaurant, LLC	783B Hope Street Providence RI 02906	85	No
SCI Rhode Island Funeral Services, LLC	971 Branch Avenue Providence RI 02904-1003	96	No
SCI Rhode Island Services, LLC	331 Smith St. Providence RI 02908	96	No
SCI RI Funeral Services LLC	627 Union Avenue Providence RI 02909	96	No
Scrambler's II, Inc.	2 Greenville Avenue Johnston RI 02919	85	No
Screaming Unicorn	50 Sims Avenue Providence AK 02909	85	No
Sea Coast Investment Corp	334 Westminster Street Providence RI 02903	85	No
Segama's Du-Pro-Lux Cleansers	597 Plainfield Street Providence RI 02909	92	No
Seoul Providence LLC	3 Davol Square Providence RI 02903	85	No
Serendipity Gourmet	173 Weybosset Street Providence RI 02903	85	No
Seven Hills, Inc.	100 Twin River Road Lincoln RI 02865	85	No
Seven Sisters Restaurant	292 Pocasset Avenue Providence RI 02909	85	No
Seven Stars Bakers LLC	342 Broadway Providence RI 02909	85	No
Seven Stars Bakery (Royal Little Dr.)	170 Royal Little Drive Providence RI 02904	33	No
Shake Shack	249 Thayer Street Providence RI 02906	85	No
Shakedown Street, LLC	721 Hope Street Providence RI 02906	81	No
Shaw's Supermarket Store #4443	15 Smithfield Road North Providence RI 02904	82	No
Shore's Market, Inc.	1590 Mineral Spring Avenue North Providence RI 02904	82	No
Sicilia's Pizzeria	181 Atwells Avenue Providence RI 02903	85	No
Simplex Engine & Machine, Inc.	1011 Westminster Street Providence RI 02903-4022	42	No
Sin LLC	1413 Westminster Street Providence RI 02909	85	No
SJM Brother's LLC	269 Valley Street Providence RI 02909	85	No
Smith Hill Laundromat	411 Smith Street Providence RI 02908	92	No
Smith Street Donuts, Inc	251 Smith Street Providence RI 02908-4954	85	No
Smith Street Little Caesars LLC	539 Smith Street Providence RI 02908	85	No
Snookers Inc.	53 Ashburton Street Providence RI 02904	85	No
Somo Food Group LLC	373 Richmond Street Providence RI 02903	85	No
Sophia Academy	582 Elmwood Avenue Providence RI 02907	86	No
Sorrento Restaurant	1848 Smith Street North Providence RI 02911	85	No
South Beach Cafe	336 Atwells Avenue Providence RI 02903	85	No
South County Donuts, Inc.	51 Manton Avenue Providence RI 02909	85	No
Southside Community Land Trust	404 Broad Street Providence RI 02907	86	No
Spa Co. Inc.	268 Thayer Street Providence RI 02906	85	No
Specialty Cleansing Company	1241 Smith Street Providence RI 02908	92	No

Industrial and Commercial Users
Field's Point - 2024

Company Name	Facility Address	Category	Significant
Spectrum Coatings Lab. Inc.	217 Chapman Street Providence RI 02905	46	No
Speedy Pizza	2244 Mineral Spring Avenue North Providence RI 02911	85	No
Spice Valley Hallal LLC	269 Valley Street Providence RI 02908	85	No
Sport and Leisure PVD	108 North Main Street Providence RI 02903	85	No
SR Management Group	2009 Smith Street North Providence RI 02911	85	No
SR Management Group	2025 Smith Street North Providence RI 02911	85	No
SRC Blackstone OP, LLC	353 Blackstone Boulevard Providence RI 02906	86	No
SRC East Side LLC	1 Butler Avenue Providence RI 02906	86	No
St. Patrick Academy	244 Smith Street Providence RI 02908	86	No
Starbucks	1 Providence Place Providence RI 02903	85	No
Starbucks (Financial Plaza)	One Financial Plaza Providence RI 02903	85	No
Starbucks Coffee #48803	1412 Atwood Avenue Johnston RI 02919	85	No
Starbucks Coffee Company #7419	468 Angell Street Providence RI 02906	85	No
State of RI Department of Health Laboratories	50 Orms Street Providence RI 02904	95	No
Steere House Nursing Center	100 Borden Street Providence RI 02903	86	No
Sterling Cleaners	288 Cranston Street Providence RI 02907	92	No
Stop & Shop Supermarket #722	850 Manton Avenue Providence RI 02909	82	No
Stop & Shop Supermarket #724	1128 Mineral Spring Avenue North Providence RI 02904	82	No
Stop & Shop Supermarket #725	333 West River Street Providence RI 02904	82	No
Strings Bar & Grill	183 George Waterman Road Johnston RI 02919	85	No
Subway (Atwood Ave.)	1500 Atwood Avenue Johnston RI 02919	85	No
Sugarman-Sinai Memorial Chapel	458 Hope Street Providence RI 02906	96	No
Summit RI SNE, LLC	99 Hillside Avenue Providence RI 02906	86	No
Sun Brite Laundromat	1557 Plainfield Pike Johnston RI 02919	92	No
Superior Foods LLC	458 Cranston Street Providence RI 02907	81	No
Sura 153, Inc.	232 Westminster Street Providence RI 02903	85	No
Surface Coatings, LLC	26 Plymouth Street Providence RI 02907	11	Yes
Surgery Partners	33 Staniford Street, First Floor Providence RI 02905	95	No
Sushi Cafe	Providence Place Mall Providence RI 02903	85	No
Suya Joint	320 Westminster Street Providence RI 02903	85	No
Swan Point Cemetery	585 Blackstone Boulevard Providence RI 02906	97	No
SWG Promotions, LLC	6 Robin Street Providence RI 02908	99	No
T&W Chinese Restaurant, Inc	550 Hartford Avenue Providence RI 02909	85	No
T.B.D. Pizza, Inc.	1010 Chalkstone Avenue Providence RI 02908	85	No
T.C.C. Providence, LLC	40 Westminster Street Providence RI 02903	85	No

Industrial and Commercial Users
Field's Point - 2024

Company Name	Facility Address	Category	Significant
T.J.N. Restaurant, Inc.	326 Cranston Street Providence RI 02907	85	No
Tallulah's Taqueria	146 Ives Street Providence RI 02906	85	No
Tallulah's Taqueria (Sims Store)	10 Sims Avenue Unit 109 Providence RI 02909	85	No
Taste of India	230 Wickenden Street Providence RI 02903	85	No
Tavares, LLC	1017 Broad Street Providence RI 02905	85	No
Tavolo	289 Atwells Avenue Providence RI 02903	85	No
TayMil Partners	73 B Charles Street Providence RI 02904	86	No
Technodic, Inc.	245 Carolina Avenue Providence RI 02905	11	Yes
Tel-Aviv Cigar Bar & Grill LLC	25 Bridge Street Providence RI 02903	85	No
Tenares Supermarket	484 Cranston Street Providence RI 02907	82	No
Terra Luna Cafe Providence, Inc.	57 Depasquale Avenue Providence RI 02903	85	No
Tesla, Inc.	333 Adelaide Avenue Providence RI 02907	97	No
Teto Deli, LLC	1282 Chalkstone Avenue Providence RI 02908	85	No
Textron, Inc.	333 Adelaide Avenue Providence RI 02907	40	Yes
Thai Lan Xang	1573 Plainfield Pike Johnston RI 02919	85	No
Thai Star Go Restaurant	895 Smith Street Providence RI 02908	85	No
Thayer Street Scoops LLC	224 Thayer Street Providence RI 02906	85	No
The Ave Bar & Grill	1428 Hartford Avenue Johnston RI 02919	85	No
The Bodega PVD	16 Bassett Street Providence RI 02903	85	No
The Cadillac Lounge, LLC	361 Charles Street Providence RI 02904	85	No
The Cheesecake Factory Restaurants, Inc.	94 Providence Place Providence RI 02903	85	No
The Chicken Coop Kitchen and Bar	1463 Atwood Avenue Johnston RI 02919	85	No
The East End, LLC	244 Wickenden Street Providence RI 02903	85	No
The Family Cake, LLC	243 Manton Avenue Providence RI 02909	81	No
The Foundry Associates	297 Promenade Street Providence RI 02908	37	No
The Hut	245 Carpenter Street Providence RI 02903	85	No
The Industrious Spirit Company, LLC	1 Sims Avenue Unit 103 Providence RI 02909	36	No
The Laundry Club	140 Medway Street Providence RI 02906	92	No
The Office PVD	22 Olneyville Square Providence RI 02909	85	No
The Original Italian Bakery, Inc.	915 Atwood Avenue Johnston RI 02919	81	No
The Place - Wash - Dry and Fold Center	1850 Westminster Street Providence RI 02909	92	No
The Point Bar & Grill	1294 Chalkstone Avenue Providence RI 02908	85	No
The Providence Center	528 - 530 North Main Street Providence RI 02904	86	No
The Providence Center	520 Hope Street Providence RI 02906	86	No
The Providence School Department	1655 Westminster Street Providence RI 02909-1893	86	No

Industrial and Commercial Users
Field's Point - 2024

Company Name	Facility Address	Category	Significant
The Rhode Island School for the Deaf	1 Corliss Park Providence RI 02908	86	No
The Royal Bobcat	422 Atwells Avenue Providence RI 02909	85	No
The Sandwich Hut	1253 North Main Street Providence RI 02904	85	No
The Sharpe Building	25 Holden Street Providence RI 02908	86	No
The Shop on Westminster	1551 Westminster Street Providence RI 02909	85	No
The Small Point Cafe	230 Westminster Street Providence RI 02903	85	No
The Small Point Cafe - Cafe Zoey	791 Hope Street Providence RI 02906	85	No
The Social Kitchen, Inc.	1449 Mineral Spring Ave North Providence RI 02904	85	No
The Town Laundry	599 Elmwood Avenue Providence RI 02907	92	No
The Wendy's Company (Charles)	391 Charles Street Providence RI 02904-2209	85	No
The Wendy's Company (Eddy)	731-751 Eddy Street Providence RI 02903	85	No
The Wendy's Company (Manton)	850 Manton Avenue Providence RI 02919	85	No
The Wurks	45 Acorn Street Providence RI 02903	99	No
This Guy's Pizza	80 Greenville Avenue Johnston RI 02919	85	No
THNK Tea LLC	35 Providence Place Unit 3500 Providence RI 02903	85	No
Thomas C. Slater Compassion Center	1 Corliss Street Providence RI 02904	35	No
Thomas S Mulvey DDS LLC	111 Point Street Providence RI 02903	94	No
Three Sisters, LLC	1074 Hope Street Providence RI 02906	85	No
Tienda y Taqueria Puebla	1070A Chalkstone Avenue Providence RI 02908	85	No
Times 2 Incorporated	50 Fillmore Street Providence RI 02908-3105	86	No
TOM FOOD LLC	1526 Smith Street North Providence RI 02911	85	No
Tony's Colonial Food	311 Atwells Avenue Providence RI 02903	85	No
Tool Craft Inc. / Ru-Mart Inc.	767 Hartford Avenue Johnston RI 02919	41	No
Tool Time	75 South Street Providence RI 02903	85	No
Top of the Hill LLC	71 Bradford Street Providence RI 02903	85	No
Torg LLC	300 Broadway Providence RI 02903	85	No
Toro	175 Putnam Pike Johnston RI 02919	85	No
Tortilleria el Quetzal	451 Hartford Avenue Providence RI 02909	81	No
Tower Manufacturing Corp.	25 Reservoir Avenue Providence RI 02907	27	No
Town Hall Laundromat	1349 Hartford Avenue Johnston RI 02919	92	No
Town of Johnston	One Memorial Avenue Johnston RI 02919	84	No
Town of North Providence Mancini Center	2 Atlantic Boulevard North Providence RI 02911-1942	86	No
TPG 100 Sabin Hotel, LLC	100 Sabin Street Providence RI 02903	86	No
Track 15 Real Estate LLC	40 West Exchange Street Providence RI 02903	85	No
Trader Joe's East Inc.	425 South Main Street Providence RI 02903	82	No

Industrial and Commercial Users
Field's Point - 2024

Company Name	Facility Address	Category	Significant
Trattoria Appia	245 Atwells Avenue Providence RI 02903	85	No
Travelers Auto Body, Inc.	299 Allens Avenue Providence RI 02905	97	No
Tri-County Community Action	1126 Hartford Avenue Johnston RI 02919	94	No
Tri-County Community Action Agency	1637 Mineral Spring Avenue Suite 101 North Providence RI 02904	94	No
Tricycle Ice Cream LLC	70 Battey Street Providence RI 02903	85	No
Tri-Jay Co.	2 Industrial Lane Johnston RI 02919	11	Yes
Trinity Brewhouse	186 Fountain Street Providence RI 02903	85	No
Trinity Management Co.	736 Branch Avenue Providence RI 02904	85	No
Trinity Management Co., LLC	343 Broad Street Providence RI 02907	85	No
Trinity Management, LLC	60 King Street Providence RI 02909	86	No
Tropicana Restaurant & Bar Inc.	1040 Chalkstone Avenue Providence RI 02908	85	No
True Bagels	222 Richmond Street Providence RI 02903	85	No
True Bagels, Inc.	288 Thayer Street Providence RI 02906	85	No
True Bagels, Inc.	125 Wickenden Street Providence RI 02903	85	No
True Bagels, Inc.	205 Meeting Street Providence RI 02906	85	No
Tumblesalts Cafe, LLC	1 Morgan Ave North Providence RI 02911	85	No
Twin's Pizza, Inc.	1000 Mineral Spring Avenue North Providence RI 02904	85	No
Two 88	288 Valley Street Providence RI 02908	85	No
U.S. Postal Service - P&DC	24 Corliss Street Providence RI 02904-9997	51	No
UCAP	75 Carpenter Street Providence RI 02905	86	No
Ugarit, Inc.	1587 Plainfield Pike Johnston RI 02919	33	Yes
Umana Macario LLC	610 Plainfield Street Providence RI 02909	92	No
Uncle Mike's Diner, LLC	1818 Mineral Spring Avenue North Providence RI 02904	85	No
Uncle Tonys Pizza and Pasta	46 Putnam Pike Johnston RI 02919	85	No
Uncorked Vino, Inc.	18 Bassett Street Providence RI 02903	85	No
UNFI Cafe PVD	313 Iron Horse Way Providence RI 02908	85	No
Union Station Brewery	36 Exchange Terrace Providence RI 02903	36	No
Union Supermarket & Restaurant	895 Elmwood Avenue Providence RI 02907	82	No
Unique Plating Company	66 Mill Street Johnston RI 02919	11	Yes
United States Postal Service - Providence VMF	55 Corliss Street Providence RI 02904-9722	37	No
Univar Solutions USA LLC	6 Harborside Boulevard Providence RI 02905	22	Yes
Universal Plating Company, Inc.	25 River Avenue Providence RI 02908	11	Yes
University of Rhode Island- Shepard Bldg	80 Washington Street Providence RI 02903-1819	95	No
Urban Greens	93 Cranston Street Providence RI 02907	82	No
UTGR, Inc.	100 Twin River Road Lincoln RI 02865	85	No

Industrial and Commercial Users
Field's Point - 2024

Company Name	Facility Address	Category	Significant
UTGR, Inc.	100 Twin River Road Lincoln RI 02865	85	No
Vasilios Pizza	579 Atwells Avenue Providence RI 02909	85	No
VB Pizza LLC	369 Douglas Avenue Providence RI 02908	85	No
VBM La Esquinita Market	103 Hawkins Street Providence RI 02908	85	No
Veazie Street School	211 Veazie Street Providence RI 02904	86	No
Veggie Fun	123 Dorrance Street Providence RI 02903	85	No
Venda Ravioli - DePasquale	81 DePasquale Avenue Providence RI 02903	85	No
Venda Ravioli - Royal Little Drive	150 Royal Little Drive Providence RI 02904	81	No
Venda Ravioli Inc. - 271 Atwells Avenue	271 Atwells Avenue Providence RI 02903	85	No
Veranex	55 Dupont Drive Providence RI 02907	49	No
Verichem Laboratories, Inc.	90 Narragansett Avenue Providence RI 02907	95	No
Verizon	Allens Ave Providence RI 02905	27	No
Vertex Pharmaceutical Incorporated	225 A Carolina Avenue Providence RI 02905	95	No
Virginia & Spanish Peanut Co.	260 Dexter Street Providence RI 02907-2726	81	No
Viva Mexico	1031 Plainfield Street Johnston RI 02919	85	No
Viva Mexico Cantina	129 Washington Street Providence RI 02903	85	No
Vivi Bubble Tea, Inc.	224 Thayer Street, #2A Providence RI 02906	85	No
VL Restaurant & Lounge	242 Atwells Avenue Providence RI 02903	85	No
V-Mart	176 Narragansett Avenue Providence RI 02907	82	No
VP Meals RI, LLC	1998 Mineral Spring Avenue North Providence RI 02904	85	No
W&B Laundromat Inc.	72 Putnam Street Providence RI 02909	92	No
Walach Enterprises Providence, LLC	649 North Main Street Providence RI 02904	85	No
Walsh's Auto Body and Sales, Inc.	60 Narragansett Avenue Providence RI 02907	97	No
WaraWara	776 Hope Street Providence RI 02906	85	No
Warwick Poultry Company Inc.	60 Bath Street Providence RI 02908	33	No
Waterman Grill, LLC	4 Richmond Square Providence RI 02906	85	No
Waterman LLC	150 Waterman Avenue North Providence RI 02911	92	No
Wayback Burgers	66 Branch Avenue Providence RI 02904	85	No
Webster Avenue School	191 Webster Avenue Providence RI 02909	86	No
Wendy's (Mineral Spring)	1460 Mineral Spring Avenue North Providence RI 02904	85	No
Weng and Jiang LLC	680 Elmwood Avenue Providence RI 02907	85	No
Wes' Rib House	38 Dike Street Providence RI 02909	85	No
West Fountain, LLC	425 West Fountain Street, #106 Providence RI 02903-3530	85	No
West Side Diner	1380 Westminster Street Providence RI 02909	85	No
Weybosset Hotel LLC	58 Weybosset Street Providence RI 02903	86	No

Industrial and Commercial Users
Field's Point - 2024

Company Name	Facility Address	Category	Significant
Whatts, LLC	255 Reservoir Avenue Providence RI 02907	85	No
WHGDC, Inc.	170 Mathewson Street Providence RI 02903	85	No
Whisk Me Away Bakehouse	400 Harris Avenue, Unit G Providence RI 02903	81	No
Whisk, LLC	155 Westminster Street Providence RI 02903	85	No
Whole Foods Market Group, Inc.	261 Waterman Street Providence RI 02906	82	No
Whole Foods Market, Inc.	601 North Main Street Providence RI 02904	82	No
Whytebrook Retirement Investors, LLC	1 Cherry Hill Road Johnston RI 02919	86	No
Wicked fresh Cafe	1345 Hartford Avenue Johnston RI 02919	85	No
William H. Davies Jr. Career and Technical High School	50 Jenckes Hill Road Lincoln RI 02865	86	No
Willowick Residential	50 Park Row West Providence RI 02903	89	No
Wine & Cheese	1861 Smith Street North Providence RI 02911	85	No
Wise Guys Deli	133 Atwells Avenue Providence RI 02903	85	No
Women & Infants' Hospital	101 Dudley Street Providence RI 02905	90	No
Women and Infants-Kilguss Lab	200 Chestnut Street Providence RI 02903	95	No
Wong's Kitchen	108 Waterman Street Providence RI 02906	85	No
Wooma, Inc.	272 Thayer Street Providence RI 02906	85	No
Wright's Dairy Farm Inc.	10 Sims Avenue Providence RI 02909	85	No
WT Terminal Providence, LLC	130 Terminal Road Providence RI 02905	59	No
WVCB	27 Sims Avenue Providence RI 02909	43	No
XO Bar, LLC	125 North Main Street Providence RI 02903	85	No
Y Bento Inc.	425 West Fountain Street #102 Providence RI 02903	85	No
Y Noodle Bar, LLC	425 West Fountain Street - Unit 100 Providence RI 02903	85	No
Yacht Club Bottling Works, Inc.	2239 Mineral Spring Avenue North Providence RI 02911	34	No
Yang's Restaurant	924 Broad Street Providence RI 02907	85	No
Yan's Cuisine	83 Benevolent Street Providence RI 02906	85	No
Yas Chicken	272 Thayer Street Providence RI 02906	85	No
Yawalux Corporation	310 Broad Street Providence RI 02907	85	No
YLD Management Inc	220 Atwells Avenue Providence RI 02903	85	No
YMCA East Side/Mount Hope	438 Hope Street Providence RI 02906-1640	89	No
Yoo Sushi	412 Douglas Avenue Providence RI 02908	85	No
Zale Hospitality, Inc.	355 Hope Street Providence RI 02906	85	No
Zayas Solutions, LLC	370 Valley Street Providence RI 02908	85	No
Zebra Technologies Corporation	1301 Atwood Avenue Johnston RI 02919	42	No
Zeneida Restaurant	248 Broad Street Providence RI 02903	85	No
Zhou & Li LLC	293 Newport Avenue Pawtucket RI 02861	85	No

Industrial and Commercial Users
Field's Point - 2024

Company Name	Facility Address	Category	Significant
Zizi Gulu LLC	374 Wickenden Street Providence RI 02903	85	No
Zona Lounge	195 Niantic Avenue Cranston RI 02907	85	No
Zorba's Pizza and Pub	1370 Mineral Spring Avenue North Providence RI 02904	85	No

***INDUSTRIAL AND COMMERCIAL
USERS***

BUCKLIN POINT

Industrial and Commercial Users
Bucklin Point - 2024

Company Name	Facility Address	Category	SIU
10 Old Dominion Operations, LLC	10 Old Diamond Hill Road Cumberland RI 02864	86	No
10 Rocks Lounge & Tapas, LLC	281 Reservoir Avenue Lincoln RI 02865-3311	85	No
100 Chambers Street Operations, LLC	100 Chambers Street Cumberland RI 02864	86	No
141 Corporation	3 Emerald Lane Johnston RI 02919	85	No
1537 Corporation	1537 Newport Avenue Pawtucket RI 02861	85	No
3 Flags Bakery	1255 Broad Street Central Falls RI 02863	81	No
434 Broadway, Inc.	434 Broadway Pawtucket RI 02860	85	No
593 Mineral Spring Avenue Associates, LLC	564 South Water Street Providence RI 02903	86	No
605 Broadway, LLC	26 Oak Grove Boulevard North Providence RI 02911	85	No
7-Eleven Inc.	P.O. Box 219088 Dallas TX 75221	85	No
7-Eleven Inc.	3200 Hackberry Road Irving TX 75063	85	No
A & M Bakery	723 Broad Street Central Falls RI 02863	85	No
A.E.E. Inc.	4 Power Road Pawtucket RI 02860	85	No
A+J Enterprises, LLC	99 Newport Avenue Pawtucket RI 02861	85	No
ABM Enterprises LLC	PO Box 8630 Cranston RI 02920	80	No
Accent Plating Company	25 Esten Avenue Pawtucket RI 02860	11	Yes
Accu-Care Supply	109 King Philip Road Rumford RI 02916	27	No
Adonai Restaurant	138 Woodbine Street, Apt. #1 Pawtucket RI 02860	85	No
Adriana Enterprise, Inc.	494 Dexter Street Central Falls RI 02863	85	No
Agar Machining & Welding, Inc.	270 York Avenue Pawtucket RI 02860	42	No
Agnes E. Little Elementary School	286 Main Street Pawtucket RI 02860	86	No
Air Filtration Systems, LLC	5600 Post Road, Suite 114-357 East Greenwich RI 02818	42	No
Aladdin Club	607 Smithfield Avenue Pawtucket RI 02860	85	No
All Day Physique	607 Smithfield Avenue Pawtucket RI 02860	85	No
Alves and Sons Bakery	679 Central Avenue Pawtucket RI 02861	81	No
Amanda's Kitchen	54 Smithfield Avenue Pawtucket RI 02860	85	No
Amica Mutual Insurance Co. - 10	25 Amica Way Lincoln RI 02865	53	No
Amica Mutual Insurance Co. - 25	25 Amica Way Lincoln RI 02865	37	No
Amica Mutual Insurance Co. - 50	25 Amica Way Lincoln RI 02865	53	No
Amica Mutual Insurance Co.-100	25 Lincoln Center Boulevard Lincoln RI 02865	86	No
Andrew's Bistro	3755 Mendon Road Cumberland RI 02864	85	No
Angelo's Pizza, Inc.	133 Mendon Road Cumberland RI 02864	85	No
APBVP, Inc.	727 East Avenue, Unit 6 Pawtucket RI 02860	85	No
Apna Bazar, LLC	282 East Avenue Pawtucket RI 02860	85	No
Arigna Irish Pub	507 Armistice Boulevard Pawtucket RI 02861	85	No
ARJK, Inc.	616 Smithfield Avenue Lincoln RI 02865	85	No
ArtVac Corporation	17 New England Way Lincoln RI 02865	51	No

Industrial and Commercial Users
Bucklin Point - 2024

Company Name	Facility Address	Category	SIU
Asia Restaurants, Inc.	622 George Washington Hgwy. Lincoln RI 02865	85	No
Aspen Aerogels Rhode Island, LLC	3 Dexter Road East Providence RI 02914	32	Yes
Auto Parts Group Southwest LLC	70 Macondray Street Cumberland RI 02864	42	No
Avenue N	20 Newman Avenue Rumford RI 02916	85	No
Azalea's Asian Cuisine	1764 Mendon Road Cumberland RI 02864	85	No
Azucena's Bar & Restaurant	1270 Broad Street Central Falls RI 02863	85	No
B+M Clambake Co.	560 York Avenue Pawtucket RI 02861	85	No
Bachini's Bakery	345 York Avenue Pawtucket RI 02860	81	No
Baja's Mexican Grill	481 Dyer Avenue Cranston RI 02920	85	No
Banai Bro of Lincoln LLC	178 Front Street Lincoln RI 02865	85	No
Bank of America	670 George Washington Highway Lincoln RI 02865	86	No
Barentz NA LLC	50 Industrial Circle Lincoln RI 02865	35	No
Barletta Heavy Division	40 Shawmut Road Canton MA 02021	40	Yes
Barletta Heavy Division	40 Shawmut Road Canton MA 02021	40	Yes
Bento Nouveau, Inc.	263 Jenckes Hill Road Lincoln RI 02865	33	No
Berbena 21	35 Indian Trail North Attleboro MA 02760	85	No
Bernardo Manufacturing	54 Taylor Drive East Providence RI 02916	21	No
Best Eastern Chinese Restaurant	791 Lonsdale Avenue #4 Central Falls RI 02863	85	No
BEST Engineered Surface Technologies, LLC	10 New Road, Suite 400 Rumford RI 02916	11	Yes
Blackstone Dental	1044 Broad Street Central Falls RI 02863	94	No
Blackstone Donuts	109 East Street Pawtucket RI 02860	85	No
Blackstone Donuts, Inc.	109 East Street Pawtucket RI 02860	85	No
Blackstone Health	420 Main Street Pawtucket RI 02860	86	No
Blackstone Valley Community Health	39 East Avenue Pawtucket RI 02860	94	No
Blackstone Valley Community Healthcare	39 East Avenue Pawtucket RI 02860	94	No
Bliss Manufacturing Co., Inc.	50 Bacon Street Pawtucket RI 02860	41	No
BLP Inc.	2130 Mendon Road Cumberland RI 02864	85	No
Blue Line Septic, LLC	P.O. Box 889 North Scituate RI 02857	80	No
Boss Pizza & Grill	51 Carpenter Street Apt. 2 Attleboro MA 02703	85	No
Boston House of Pizza	540 Taunton Avenue East Providence RI 02914	85	No
Boys and Girls Club of Northern Rhode Island	1 James J McKee Way Cumberland RI 02864	86	No
Boys and Girls Club of Pawtucket	1 Moeller Place Pawtucket RI 02860	86	No
Breakneck Food Corp.	40 Breakneck Hill Road Lincoln RI 02865	85	No
Bright Dents, LLC	1288 Newport Avenue Pawtucket RI 02861	94	No
Broadway Car Wash	660 School Street Pawtucket RI 02860	97	No
Broadway Diner	446 North Broadway East Providence RI 02914	85	No
BTP LLC (Newman Ave)	170 Royal Little Drive Providence RI 02904	85	No

Industrial and Commercial Users
Bucklin Point - 2024

Company Name	Facility Address	Category	SIU
Bubble Waffle Cafe	870 Dexter Street Central Falls RI 02863	85	No
Bubble Wash	472 Pawtucket Avenue Pawtucket RI 02860	92	No
Buffalo Lincoln Associates, LLC	636 George Washington Highway Lincoln RI 02865	86	No
Bullard Abrasives Inc	6 Carol Drive Lincoln RI 02865	42	No
Burrillville Cesspool Cleaning Inc.	550 Mowry Street Harrisville RI 02830	80	No
Burton M. Ogata, D.M.D	1346 Newport Ave. Pawtucket RI 02861	94	No
Butterbang, LLC	122 Waltham Street Pawtucket RI 02860	81	No
C & P Enterprises	1211 Mendon Road Cumberland RI 02864	97	No
Cafua Management, LLC	280 Merrimack Street Metheun MA 01844	85	No
California Taco Shop (Central Avenue)	877 Central Avenue Pawtucket RI 02861	85	No
Calise & Sons Bakery	2 Quality Drive Lincoln RI 02865	33	No
Camila's Mini Market	167 Benefit Street Pawtucket RI 02861	82	No
CAMRAC, LLC	One Financial Plaze Hartford CT 06103	37	No
Canton Wok	293 Newport Avenue Pawtucket RI 02861	85	No
Care New England Health System	111 Brewster Street Pawtucket RI 02860	52	No
Carlisle Coatings and Waterproofing, Inc.	97 Dexter Road East Providence RI 02914	42	No
Catanzaro Food Products, Inc.	203 Concord Street #457 Pawtucket RI 02860	33	No
Cave, LLC	560 Mineral Spring Avenue, Unit 2-156 Pawtucket RI 02860	36	No
CBNA Barletta Phase IIIA CSO JV	775 School Street Pawtucket RI 02860	40	Yes
CBNA Barletta Phase IIIA CSO JV - OF 213 Drop Shaft Site	775 School Street Pawtucket RI 02860	40	Yes
CBNA Barletta Phase IIIA CSO JV - Receiving Shaft Site	775 School Street Pawtucket RI 02860	40	Yes
Celtic Pub, Inc.	755 Broadway Pawtucket RI 02861	85	No
Central Auto Radiator, Inc.	188 Pine Street Pawtucket RI 02860	59	No
Central Car Wash	587 Central Avenue Pawtucket RI 02861	97	No
Central Falls Detention Facility Corp.	950 High Street Central Falls RI 02863	86	No
Central Falls Provision Co.	847 High Street Central Falls RI 02863	33	No
Central Falls School District	934 Dexter Street Central Falls RI 02863	86	No
Central Laundry Inc.	614 Central Avenue Pawtucket RI 02861	92	No
Charles Coelho Funeral Home	151 Cross Street Central Falls RI 02863	96	No
Charles E. Shea High School	286 Main Street Pawtucket RI 02860	86	No
Chelo's of Newport Ave,	1725 Mendon Road #209 Cumberland RI 02864	85	No
Chemart Company	15 New England Way Lincoln RI 02865	11	Yes
Chi Foods, LLC	560 Mineral Spring Avenue, #2-131 Pawtucket RI 02860	81	No
China House	555 Dexter Street Central Falls RI 02863	85	No
Chipotle Mexican Grill of Colorado LLC	Attn Licensing Dept.; PO Box 182566 Columbus OH 43218	85	No
Cineworld	970 16th Place, Unit 2 Vero Beach FL 32960	85	No
Cineworld of Florida	622 George Washington Highway, Unit #2 Lincoln RI 02865	85	No

Industrial and Commercial Users
Bucklin Point - 2024

Company Name	Facility Address	Category	SIU
Cintas Corporation	300 Highland Corporate Drive Cumberland RI 02864	25	Yes
City of Pawtucket	250 Armistice Boulevard Pawtucket RI 02860	97	No
City of Pawtucket - Public Works	250 Armistice Boulevard Pawtucket RI 02860	37	No
Cityline Laundry Center	194 Reservoir Ave Lincoln RI 02865	92	No
Classsick Custom	5 Carpenter Street, Suite 101 Pawtucket RI 02860	99	No
Club Sport Uniao Madeirence	46 Madeira Avenue Central Falls RI 02863	85	No
Clube Social Portuguese, Inc.	174 Portuguese Social Club Way Pawtucket RI 02860	85	No
Coffee Connection, Inc.	2364 Mendon Road Cumberland RI 02864	85	No
Coia Sanitation Services	137 Angell Road Cumberland RI 02864	80	No
Colbea Enterprises LLC	695 George Washington Highway Lincoln RI 02865	97	No
Colbea Enterprises, L.L.C.	695 George Washington Highway Lincoln RI 02865	85	No
Colonial Bakery	185 Broad Street Cumberland RI 02864	81	No
Comfort Dental II	725 Dexter St Central Falls RI 02863	94	No
Commonwealth Liquid Products, LLC	537 Quequechan Street Fall River MA 02721	22	No
Community Center Grupo Amigos da Terceira, Inc.	P.O. Box 1002 Pawtucket RI 02862	85	No
Compare Foods	693 Dexter Street Central Falls RI 02863	82	No
Compassionate Care Veterinary Clinic	1509 Mendon Road Cumberland RI 02864	99	No
Conopco, Inc. (Site #1)	700 Sylvan Avenue Englewood Cliffs NJ 07632	40	Yes
Conrad-Jarvis Corp.	P.O. Box 878 Pawtucket RI 02862	42	No
Continental Plastics & Packaging	21 Powder Hill Road Lincoln RI 02865	35	No
Cool Air Creations Inc.	10 Business Park Drive Smithfield RI 02917	99	No
Cooley, Incorporated	50 Esten Avenue Pawtucket RI 02860	53	No
Costa del Sol Restaurant	502 Roosevelt Avenue Central Falls RI 02863	85	No
Costigan - O'Neill Funeral Home	220 Cottage Street Pawtucket RI 02860	96	No
Cottage Street Donuts	372 Cottage Street Pawtucket RI 02861	85	No
Country Lounge Inc.	99 India Street Pawtucket RI 02860	85	No
Cox Communications, Inc. - BP Vault	9 James P Murphy Highway West Warwick RI 02893	27	No
Creative Stone Countertops Inc.	140 Smithfield Avenue Pawtucket RI 02860	42	No
Crest Manufacturing Company	P.O. Box 368 Lincoln RI 02865-0368	52	No
CRMG Lincoln, Inc.	21 Culdesac Way Portsmouth RI 02871	85	No
Crooked Current Brewery	13 Ames Street West Warwick RI 02893	36	No
Crown OpCo LLC	180 Broadway Pawtucket RI 02860	97	No
Cuisine Del Mar	445 Lonsdale Avenue Pawtucket RI 02860	85	No
Cumberland Public Schools	2602 Mendon Road Cumberland RI 02864	86	No
Cumberland Dental	2300 Diamond Hill Road Cumberland RI 02864	94	No
Cumberland Dental Specialists	2359 Mendon Road Cumberland RI 02864	94	No
Cumberland Farms	165 Flanders Road Westborough MA 01581	85	No

Industrial and Commercial Users
Bucklin Point - 2024

Company Name	Facility Address	Category	SIU
Cumberland Farms	165 Flanders Road Westborough MA 01581	85	No
Cumberland Farms, Inc.	165 Flanders Road Westborough MA 01581	85	No
Cumberland House of Pizza	2360 Mendon Road Cumberland RI 02864	85	No
Cumberland School Department	2602 Mendon Road Cumberland RI 02864	86	No
Cumberland School Department	2602 Mendon Road Cumberland RI 02864	86	No
Cumberland School Department	2602 Mendon Road Cumberland RI 02864	86	No
Cumberland School Department	2602 Mendon Road Cumberland RI 02864	86	No
Cumberland School Department	2602 Mendon Road Cumberland RI 02864	86	No
Cumberland School Department	2602 Mendon Road Cumberland RI 02864	86	No
Custom & Miller Box Company	P.O. Box 2370 Pawtucket RI 02861	24	No
CVS Caremark Corp. (200 Highland Drive)	One CVS Drive - MC2340 Woonsocket RI 02895	86	No
CVS Caremark Corp. (2100 Highland Drive)	One CVS Drive - MC 2340 Woonsocket RI 02895	86	No
D.E. Foods, LLC	101 Accord Parkway Drive, Suite 104 Norwell MA 02061	85	No
Daddy D's Pizza & More	881 Central Avenue Pawtucket RI 02861	85	No
Daijohs U.S.A. Inc.	67 Beverage Hill Avenue Pawtucket RI 02860-6201	89	No
Darlington Assisted Living Center	123 Armistice Boulevard Pawtucket RI 02860	86	No
Davenport Restaurant	1070 Mendon Road Cumberland RI 02864	85	No
Davenport's Bar & Grille	1925 Pawtucket Avenue East Providence RI 02914	85	No
Dave's Marketplace	1000 Division Street Suite 20 East Greenwich RI 02818	82	No
David London and Company	P.O. Box 231 Lincoln RI 02865	35	No
DDO New England, LLC	79 North Main Street Mansfield MA 02048	85	No
Dean Auto Collision Center (Pawtucket)	PO Box 9103 Providence RI 02940	97	No
Denison Pharmaceuticals, LLC	1 Powder Hill Road Lincoln RI 02865	14	Yes
Dental Associates of Cumberland, Inc.	2138 Mendon Road, #202 Cumberland RI 02864	94	No
Dental Group of Pawtucket	1571 Newport Avenue, Suite 2 Pawtucket RI 02861	94	No
Dental Solutions	700 School Street Pawtucket RI 02860	94	No
Dexter Car Wash, Inc.	660 School Street Pawtucket RI 02860	97	No
Dexter Laundromat, Inc.	336 Dexter Street Central Falls RI 02863	92	No
Dexter Street South Laundry Corp.	PO Box 67 Shrewsbury MA 01545	92	No
DFG Donuts Inc.	79 Putnam Pike, Unit #4 Johnston RI 02919	85	No
DG Cafe & Bakery	645 Broadway Pawtucket RI 02860	81	No
Diamond Cleaners, Inc.	681 Beverage Hill Avenue Pawtucket RI 02861	92	No
Diamond Hill Dental	2343 Diamond Hill Road Cumberland RI 02864	94	No
Diene Group LLC	3383 Mendon Road Cumberland RI 02864	85	No
Dimitri Ganim, DDS	878 Newport Avenue Pawtucket RI 02861	94	No
Division Street House of Pizza	206 Division Street Pawtucket RI 02860	85	No
Double Dragon	381 Smithfield Avenue Pawtucket RI 02860	85	No

Industrial and Commercial Users
Bucklin Point - 2024

Company Name	Facility Address	Category	SIU
Dr. Earl F. Calcutt Middle School	949 Dexter Street Central Falls RI 02863	86	No
Drs. Ward and Vaudry	132 Old River Road, Suite 204 Lincoln RI 02865	94	No
Dufficy Enterprises, Inc.	2 Mill Street Franklin MA 02038	85	No
Dunkin Donuts	280 Merrimack Street Methuen MA 01844	85	No
Dunkin Donuts	280 Merrimack Street Methuen MA 01844	85	No
Dunkin Donuts - Central Avenue	1113 Central Avenue Pawtucket RI 02861	85	No
Dupuis Oil	401 Walcott Street Pawtucket RI 02860	97	No
E & T Bella Pasta	223 Newport Avenue Pawtucket RI 02861	85	No
East Providence Fire Station #3	913 Broadway East Providence RI 02914	97	No
Eaton Corporation	10 New Road East Providence RI 02916	41	No
Echo Septic Services LLC	PO Box 129 481 Chestnut Hill Road Chepachet RI 02814	80	No
Ecological Fibers, Inc.	730 York Avenue Pawtucket RI 02861	29	Yes
EDC Holding, LLC	1085 Waterman Avenue East Providence RI 02914	85	No
Eggs Up	2378 Mendon Road Cumberland RI 02864	85	No
Eglantina Kica, D.M.D.	388 Armistice Boulevard Pawtucket RI 02861	94	No
El Caballo Mayor Bar & Grill	636 Lonsdale Avenue Central Falls RI 02863	85	No
El Cafetal Cafe, LLC	518 Armistice Boulevard Pawtucket RI 02861	85	No
El Gran Jaguar	139 Broad Street Pawtucket RI 02860	85	No
El Paisa Restaurant, Inc.	598 Dexter Street Central Falls RI 02863	85	No
El Salvador Bakery	525 Dexter Street Central Falls RI 02863	81	No
El Salvadoreno Restaurant, Inc.	791 Lonsdale Avenue Central Falls RI 02863	85	No
El Shaddai Market and Bakery	6 Little Pond County Road Cumberland RI 02864	85	No
Elsy Nutrition	385 Pawtucket Avenue Pawtucket RI 02860	85	No
Ennovi Advanced Mobility Solutions Rhode Island Inc.	231 Ferris Avenue East Providence RI 02916	11	Yes
Enrico Caruso Society	P.O. Box 67 Manville RI 02838	85	No
Everett Charles Tech Inc.	6 Court Drive Lincoln RI 02865	41	No
Excellent Coffee Company	259 East Avenue Pawtucket RI 02860	89	No
Exchange Street Cafe	49 Exchange Street Pawtucket RI 02860	85	No
Express Panda	205 Division Street Pawtucket RI 02860	85	No
Express Phoenix	205 Division Street Pawtucket RI 02860	85	No
Extreme Clean Laundry	P.O. Box 174 Medway MA 02053	92	No
Extreme Clean Laundry, Inc.	P.O. Box 174 Medway MA 02053-0174	92	No
Fallon Memorial Elementary School	P.O. Box 388 Pawtucket RI 02862	86	No
Family and Cosmetic Dentistry	1960 Mendon Road Cumberland RI 02864	94	No
Family Smile Dental Care	526 Newport Avenue Pawtucket RI 02861	94	No
Faria Meat Market, LLC	479 Mineral Spring Avenue Pawtucket RI 02860	82	No
Farm Fresh RI	2 Bayley Street Pawtucket RI 02860	85	No

Industrial and Commercial Users
Bucklin Point - 2024

Company Name	Facility Address	Category	SIU
Fiesta Tex Mex, Inc.	295 Armistice Boulevard, Unit 14 Pawtucket RI 02860	85	No
Filibuster Club	23 High Street Cumberland RI 02864	85	No
Finish Line Car Wash, LLC	146 Alfred Drowne Road Barrington RI 02806	97	No
Finlay Extracts & Ingredients USA, Inc.	10 Blackstone Valley Place Lincoln RI 02865	33	Yes
Fit 4 Life	61 McCabe Avenue, 1st Floor Pawtucket RI 02861	85	No
Fitness International LLC	3161 Michelson Drive Irvine CA 92612	89	No
Flavors	573 Armistice Blvd Pawtucket RI 02861	85	No
Flor Di Brava Food Market	26 Pierce Street Pawtucket RI 02860	81	No
Fortune House	1800 Mendon Road, Suite F Cumberland RI 02864	85	No
Francesca's 2 Restaurant, Inc.	525 North Broadway East Providence RI 02914	85	No
Francesca's Restaurant, Inc.	526 Pawtucket Avenue Pawtucket RI 02860	85	No
Frank Lizotte's Glass Co., Inc.	P.O. Box 16039 Rumford RI 02916	42	No
Freeway Laundry II	660 School Street Pawtucket RI 02860	92	No
Freeway Laundry IV	660 School Street Pawtucket RI 02860	92	No
Fuller Packaging, Inc.	1152 High Street Central Falls RI 02863	52	No
Fun Smiles, Inc.	123 School Street, Suite 1 Pawtucket RI 02860	94	No
G.B. Donuts of RI Inc.	179 Front Street Lincoln RI 02865	85	No
G.B. Donuts of RI Inc.	2084 Diamond Hill Road Cumberland RI 02864	85	No
Galito's Restaurant	214 Columbus Avenue Pawtucket RI 02861	85	No
Galway Bay	156 South Bend Street Pawtucket RI 02860	85	No
Garden Grille	727 East Avenue Pawtucket RI 02860	85	No
Garfield Social Club	11 Hunt Street Central Falls RI 02863	85	No
Garrity Partners, LLC	67 Garrity Street Pawtucket RI 02860	85	No
Gate House Kitchens - Cumberland LLC	345 Harrison Avenue, 1212 Boston MA 02118	85	No
GCVR Holdings, LLC	53 Constitution Drive Leominster MA 01453	97	No
Generations	267 Jenckes Hill Road Smithfield RI 02917	86	No
Geneva Apartments, LP	558 Smithfield Avenue Pawtucket RI 02860-1633	86	No
Georgia's Restaurant Ltd.	915 Dexter Street Central Falls RI 02863	85	No
Gerard A. Belhumeur, DDS	629 Central Avenue Pawtucket RI 02861	94	No
German American Cultural Society	78 Carter Avenue Pawtucket RI 02861	85	No
Gingersnaps Bakery	182 Front Street Lincoln RI 02865	81	No
Golden Palace	1165 High Street Cumberland RI 02864	85	No
Good Eats, Inc.	5 Red Oak Drive Cranston RI 02921	85	No
Great China Inc.	402 Dexter Street Central Falls RI 02863	85	No
Greystone of Lincoln, Inc.	7 Wellington Road Lincoln RI 02865	42	No
Guntis Sweets, LLC	654 Central Avenue Pawtucket RI 02861	81	No
H&R Paving and Excavation, Inc.	543 Barbers Pond Road West Kingston RI 02892-1622	80	No

Industrial and Commercial Users
Bucklin Point - 2024

Company Name	Facility Address	Category	SIU
Hangry LLC	542 Pawtucket Avenue Pawtucket RI 02860	85	No
Happy Smile	885 Smithfield Avenue Lincoln RI 02865	94	No
Harris Health Care - North	60 Eben Brown Lane Central Falls RI 02863	86	No
Harris Mutual	181 Conant Street Pawtucket RI 02860	42	No
Hart Engineering Corporation - BP Tunnel Pump Station	800 Scenic View Drive Cumberland RI 02864	40	Yes
Hartley's Pork Pies	871 Smithfield Avenue Lincoln RI 02865	81	No
Hasbro, Inc.	1027 Newport Avenue Pawtucket RI 02861	86	No
Hasbro, Inc. - Executive Offices	1027 Newport Avenue Pawtucket RI 02861	86	No
Hazel Origin Coffee	245 Esten Avenue Pawtucket RI 02860	85	No
HB Pine Meat Corp.	265 Pine Street Pawtucket RI 02860	82	No
Hibachi Buffet Inc.	58A Newport Avenue East Providence RI 02916	85	No
Hidalgo Restaurant	300 Barton Street Pawtucket RI 02860	85	No
Highland Dental Group, Inc.	1189 Smithfield Avenue Lincoln RI 02865	94	No
Hindley Manufacturing Company	9 Havens Street Cumberland RI 02864	11	Yes
HM Vincent, DMD, LLC	719 Armistice Boulevard Pawtucket RI 02861	94	No
Holiday Retirement Home, Inc.	30 Sayles Hill Road Manville RI 02838	86	No
Homestead Baking Company	145 North Broadway Rumford RI 02916	33	No
Honeybird Restaurant	20 Newman Avenue Suite 3003 Rumford RI 02916	85	No
Hope Global	50 Martin Street Cumberland RI 02864	23	No
Hope Springs Eternal LLC	1005 Main Street, Suite #1220 Pawtucket RI 02860	85	No
Hope Valley Industries	13 Powder Hill Road Lincoln RI 02865	42	No
Hope Valley Industries	13 Powder Hill Road Lincoln RI 02865	42	No
Hord Crystal Corporation	45 York Avenue Pawtucket RI 02860	11	Yes
Hot Spot LLC	79 Putnam Pike #4 Johnston RI 02919	85	No
Howley Bread Group	159 Crocker Park Boulevard Westlake OH 44145	85	No
HP Services, Inc.	800 Scenic View Drive Cumberland RI 02864	11	Yes
HSRE-LCB I LLC	315 Norwood Park South, Suite 205 Norwood MA 02062	86	No
Hui Xing, Inc	655 Central Avenue Pawtucket RI 02861	85	No
Hyde Park Burgers, LLC	20 Main Street Suite 304 Natick MA 01760	85	No
Igus, Inc	257 Ferris Avenue East Providence RI 02916	42	No
Impact Custom Apparel, LLC	30 Industrial Road Cumberland RI 02864	99	No
Innovative Renal Care	201 Armistice Boulevard Pawtucket RI 02860	95	No
INSCO Group	17 Powder Hill Road Lincoln RI 02865	99	No
International Charter School	334 Pleasant Street Pawtucket RI 02860	86	No
International Food Group	450 Prospect Street Pawtucket RI 02860	81	No
International Packaging Corp.	517 Mineral Spring Ave. Pawtucket RI 02860	53	No
Isle Brewers Guild, LLC	461 Main Street Pawtucket RI 02860	36	Yes

Industrial and Commercial Users
Bucklin Point - 2024

Company Name	Facility Address	Category	SIU
J and K Restaurant	757 Main Street Pawtucket RI 02860	85	No
J&M Diamond Tool, Inc.	P.O. Box 16099 East Providence RI 02916	44	No
J&N Foods, Inc.	4 Pine Grove Circle Greenville RI 02828	85	No
Ja Patty RI LLC	805 West Shore Road #9004 Warwick RI 02889	81	No
Jack Galvao	643 Main Street Pawtucket RI 02860	92	No
JAR Bakers Supply	12 Crow Point Road Lincoln RI 02865	33	No
Jeanne Jugan Residence	964 Main Street Pawtucket RI 02860	86	No
Jerry's Friendly Tap LLC	1225 Mendon Road Cumberland RI 02864-4812	85	No
JH Davis, LLC.	223 Raleigh Avenue Pawtucket RI 02860	42	No
JM Food Group Boston 13 LLC	501 Broadway Point Pleasant Beach NJ 08742	85	No
JM of Lincoln LLC	136 West Street Attleboro MA 02703	85	No
John H. Collins & Sons Company	P.O. Box 741 Pawtucket RI 02862-0741	27	Yes
John Rocchio Corporation	20 Lark Industrial Parkway Smithfield RI 02828	40	Yes
Joseph Jenks Jr. High School	286 Main Street Pawtucket RI 02860	86	No
Jozon Enterprises Inc.	1 Austin Avenue PO Box 577 Greenville RI 02828	85	No
J's Brothers Restaurant	169 Benefit Street Pawtucket RI 02861	85	No
JSC New England Operating, LLC	PO Box 217 Lyndonville NY 14098	85	No
JSC New England Operating, LLC	PO Box 217 Lyndonville NY 14098	85	No
JSC New England Operating, LLC	PO Box 217 Lyndonville NY 14098	85	No
JSC New England Operating, LLC	PO Box 217 Lyndonville NY 14098	85	No
JSC New England Operating, LLC	PO Box 217 Lyndonville NY 14098	85	No
Just Like Home Laundry	1322 Broad Street Central Falls RI 02863	92	No
Just Like Nana's LLC	68 Raymond A Sampson Drive North Attleboro MA 02760	81	No
K&W Webbing Company	403 Roosevelt Avenue Central Falls RI 02863	23	No
Karol A. Romenski & Son, Inc.	342 High Street Central Falls RI 02863	96	No
Keefe Funeral Home, Inc.	5 Higginson Avenue Lincoln RI 02865	96	No
Key Container Corporation	P. O. Box 2370 Pawtucket RI 02861-0370	24	No
Kim & Gary's Ice Cream Machine	4288 Diamond Hill Road Cumberland RI 02864	85	No
Kirkbrae Country Club	197 Old River Road Lincoln RI 02865	86	No
Kit Inc.	285 Newport Avenue Pawtucket RI 02861	85	No
Kitchen & Countertop Center of New England	125 Esten Avenue Pawtucket RI 02860	42	No
Kiwi Burst Yogurt Shop	616 George Washington Highway Lincoln RI 02865	85	No
Kpot	109-19 Ditmars Boulevard East Elmhurst NY 11369	85	No
L & J LLC	930 Waterman Avenue East Providence RI 02914	85	No
L&B Foods, Inc.	20 Carter Avenue Pawtucket RI 02861	81	No
La Casona Restaurant	768 Broad Street Central Falls RI 02863	85	No
La Colmena	341 Lonsdale Avenue Pawtucket RI 02860	82	No

Industrial and Commercial Users
Bucklin Point - 2024

Company Name	Facility Address	Category	SIU
La Colombiana Bar & Grill	477 Dexter Street Central Falls RI 02863	85	No
La Colombiana Bar & Grill, Segura Inc.	664 Dexter Street Central Falls RI 02865	85	No
La Esquina Colombiana Bar & Grill	266 Grand Avenue Pawtucket RI 02861	85	No
La Fruta Loca	883 Dexter Street Central Falls RI 02863	85	No
La Herradura Taqueria	716 Dexter Street Central Falls RI 02863	85	No
La Palencianita Bakery-Food LLC	810 Broad Street Central Falls RI 02863	85	No
Land Works LLC	2040 South County Trail East Greenwich RI 02818	80	No
Lane Foods, Inc.	214 B Main Street East Greenwich RI 02818	85	No
Langley's Laundromat	265 Pawtucket Avenue Pawtucket RI 02860	92	No
Latitude Beverage	275 Ferris Avenue, Suite B Rumford RI 02916	34	No
Laundromax	97-77 Queens Boulevard Suite 620 Rego Park NY 11374	92	No
Leedon Webbing Co., Inc.	86 Tremont Street Central Falls RI 02863	44	No
Len's Hot Dog Haven	122 Hoyt Avenue Rumford RI 02916	85	No
Lincoln Dental Care, LLC	95 Walker Street Lincoln RI 02865	94	No
Lincoln Funeral Home, Inc.	1501 Lonsdale Avenue Lincoln RI 02865-1819	96	No
Lincoln Laundromat	208 Front Street Lincoln RI 02865	92	No
Lincoln Pepperoni's	618 George Washington Highway Lincoln RI 02865	85	No
Lincoln Public Schools	P.O. Box 367 Lincoln RI 02865	86	No
Lincoln Residence Inn	632 George Washington Highway Lincoln RI 02865	86	No
Lincoln Senior Center	150 Jenckes Hill Road Lincoln RI 02865	86	No
Lindbergh Auto Body, Inc.	58 Smithfield Avenue Pawtucket RI 02860	97	No
Lindsay Brislin, DMD	536 Central Avenue Pawtucket RI 02861	94	No
Linn Health and Rehabilitation	30 Alexander Avenue East Providence RI 02914	86	No
Lin's Home Inc.	856 Newport Avenue Pawtucket RI 02861	85	No
Living Well Adult Day Care LLC	18 Oak Hill Avenue Attleboro MA 02703	86	No
LMP Enterprises	2352 Mendon Road Cumberland RI 02864	85	No
Lonsdale Donuts	465 Lonsdale Avenue Pawtucket RI 02860	85	No
Lonsdale Super Wash	459 Lonsdale Avenue Pawtucket RI 02860	92	No
LRA Restaurants Inc.	535 Dexter Street Central Falls RI 02863	85	No
Lucky Chen	609 Smithfield Ave Lincoln RI 02865	85	No
Lucky Chen Corp 2	614 Smithfield Ave Lincoln RI 02865	85	No
Luna's Cafe, LLC	350 Prospect Street Pawtucket RI 02861	85	No
Luxury Cleaners	610 Smithfield Avenue Lincoln RI 02865	92	No
Lydia A. Klufas, DDS	525 Broad Street, Unit #101 Cumberland RI 02864	94	No
Lynch Arena, LLC	P.O. Box 37 Manville RI 02838	52	No
M & M NY System	361 Waterman Avenue East Providence RI 02914	85	No
M&G Trucking and Transportation, Inc.	444 Narragansett Park Drive Pawtucket RI 02860	37	No

Industrial and Commercial Users
Bucklin Point - 2024

Company Name	Facility Address	Category	SIU
MAG Ventures, Inc.	415 Taunton Avenue East Providence RI 02914	97	No
Magallan Inc.	736 North Broadway East Providence RI 02914	85	No
Magic Screen Printing	250 Esten Avenue Pawtucket RI 02860	99	No
Main Street Market, Inc.	919 Main Street Pawtucket RI 02860	82	No
Mantrose-Haeuser Co. Inc.	6 Blackstone Valley Place Lincoln RI 02865	99	No
Manville Palace Pizza	141 Railroad Street Manville RI 02838	85	No
Maria Lima Restaurant	82 Pawtucket Avenue Pawtucket RI 02860	85	No
Marigold Dental Studio, LLC	727 East Avenue Pawtucket RI 02860	94	No
Marotta Food Corporation	300 Barton Street Pawtucket RI 02860-2918	82	No
Materion Technical Materials, Inc.	5 Wellington Road Lincoln RI 02865	11	Yes
Matos Bakery	569 Broadway Pawtucket RI 02860	81	No
Maven's LLC	450 Veterans Memorial Parkway, Unit 11 B East Providence RI 02914	85	No
McMillan Metals LLC	560 Mineral Spring Avenue, Unit 5-102 Pawtucket RI 02860	41	No
MDB-T LLC	550 George Washington Highway Smithfield RI 02917	97	No
Mei King Restaurant	211 South Bend Street Pawtucket RI 02860	85	No
Mendon Dental	3231 Mendon Road Cumberland RI 02864	94	No
Michael Healy Designs, Inc.	60 New River Road Manville RI 02838	41	No
Michael Perri & Sons, Inc.	537 Sandy Lane Warwick RI 02889	80	No
Michael's Meats	2130 Mendon Road Suite 4 Cumberland RI 02864	81	No
Mid State Sewerage, Inc.	237 Riverlin Street Millbury MA 01527	80	No
Millennium Restaurant & Lounge	136 Seamans Street Providence RI 02908	85	No
Minas Cafe II	315 Waterman Avenue East Providence RI 02914	85	No
Mineral Spring Laundromat	346 Armistice Boulevard Pawtucket RI 02861	92	No
Ming Garden, Inc.	295 Armistice Boulevard Pawtucket RI 02861	85	No
Ming's Asian Street Food LLC	8 Friendly Drive Warwick RI 02888	85	No
Mirian Tipico & Fried Chicken	744 Dexter Street Central Falls RI 02863	85	No
Mirror Image, Inc.	190 Exchange Street Pawtucket RI 02860	99	No
Modern Diner	364 East Avenue Pawtucket RI 02860	85	No
Morgan Foods Company, LLC	214 B Main Street East Greenwich RI 02818	81	No
Mother Earth Wellness	125 Esten Avenue Pawtucket RI 02860	44	No
Mr. USA Cleaners	224 East Avenue Pawtucket RI 02860	92	No
Mudstone Studios	30 Cutler Street Warren RI 02885	99	No
Multi-Wall Packaging a Division of Signode Industrial Group	50 Taylor Drive East Providence RI 02916	42	No
Murdock Webbing Co., Inc.	27 Foundry Street Central Falls RI 02863	23	Yes
Narr. Electric Co.-Vault Op.-BV	280 Melrose Street Providence RI 02907	27	No
Nate's Surf Sturf Restaurant LLC	78 Calla Street Providence RI 02905	85	No
Nazs Halal of Rhode Island	7 Farnworth Drive Lincoln RI 02865	85	No

Industrial and Commercial Users
Bucklin Point - 2024

Company Name	Facility Address	Category	SIU
NCK, Inc.	435 Power Road Pawtucket RI 02860	85	No
Neurotech Pharmaceuticals, Inc.	900 Highland Corporate Drive Cumberland RI 02864	95	No
New Agawam LLC	15 Roger Williams Avenue Rumford RI 02916	85	No
New England Authentic Eats LLC	600 Providence Highway Dedham MA 02026	85	No
New England Catering Services, LLC	474 Pawtucket Avenue Pawtucket RI 02860	85	No
New England Paper Tube Co.	200 Conant Street Pawtucket RI 02860	24	No
New Hong Kong	514 Broad Street Central Falls RI 02863	85	No
Newport 223 Donuts, Inc.	81 Newport Avenue Pawtucket RI 02861	85	No
Newport Ave Donut-81 Newport	81 Newport Avenue Pawtucket RI 02861	85	No
Newport Cedar Donuts, Inc.	105 Cedar Street Pawtucket RI 02860	85	No
Newport Division Donuts, Inc.	81 Newport Avenue Pawtucket RI 02861	85	No
Newport Division Donuts, Inc.	1414 Newport Avenue Pawtucket RI 02861	85	No
North East Knitting, Inc.	P.O. Box 5808 Pawtucket RI 02862-9998	23	No
North Smithfield Laser Tag and Arcade	450 Providence Pike North Smithfield RI 02896	85	No
Notes Coffee Co.	508 Armistice Boulevard Pawtucket RI 02861	85	No
Oak Hill Center for Rehabilitation and Health Care LLC	544 Pleasant Street Pawtucket RI 02860	86	No
Ocean State Brewing, LLC	30 Martin Street Cumberland RI 02864	36	No
Olly's Pizza	148 Broad Street Pawtucket RI 02860	85	No
Omsai Ram, LLC	400 Newport Avenue Rumford RI 02916-2120	86	No
On the Go Laundry LLC	306 Broad Street Central Falls RI 02863	92	No
One Neighborhood Builders	66 Chaffee Street Providence RI 02906	86	No
One Neighborhood Builders	66 Chaffee Street Providence RI 02909	86	No
One Neighborhood Builders	66 Chaffee Street Providence RI 02909	86	No
One Neighborhood Builders	66 Chaffee Street Providence RI 02909	86	No
O'Neill Funeral Home	3102 Mendon Rd. Cumberland RI 02864	96	No
Organic Dyes and Pigments, LLC.	1 Crownmark Drive Lincoln RI 02865	29	Yes
Original Pizza of Boston	P.O. Box 304 Lincoln RI 02865	53	No
Orion Retail Services & Fixturing, Inc.	270 Jenckes Hill Road Smithfield RI 02917	26	No
OVA, Inc.	511 Broadway Pawtucket RI 02860	85	No
P & G Bowling, Inc.	P.O. Box 428 Somerset MA 02726	85	No
Palagis Ice Cream	55 Bacon Street Pawtucket RI 02860	97	No
Palate Pack	33 Mallard Drive Sharon MA 02067	34	No
Paolucci Lincoln Dental	6 Blackstone Valley Place Suite 501 Lincoln RI 02865	94	No
Papa John's	379 Smithfield Avenue Pawtucket RI 02860	85	No
Parkway Apartments, L.P.	558 Smithfield Avenue Pawtucket RI 02860	86	No
Patriot Textiles, Inc.	P.O. Box 2147 Pawtucket RI 02861	23	No
Patrona Restaurant and Lounge	582 Smithfield Avenue Pawtucket RI 02860	85	No

Industrial and Commercial Users
Bucklin Point - 2024

Company Name	Facility Address	Category	SIU
Paul G. Roque, DDS	642 Newport Avenue Pawtucket RI 02861	94	No
Paulo J. DaRosa, DDS	490 High Street Cumberland RI 02864	94	No
Pawtucket Country Club	900 Armistice Boulevard Pawtucket RI 02861	85	No
Pawtucket House of Pizza	398 Smithfield Avenue Pawtucket RI 02860	85	No
Pawtucket Lion Pizza, Inc.	197 Mineral Spring Avenue Pawtucket RI 02860	85	No
Pawtucket Little Caesars, LLC	101 Duke Street, Suite 204 Culpeper VA 22701	85	No
Pawtucket School Department	286 Main Street Pawtucket RI 02860	86	No
Pawtucket School Department	286 Main Street Pawtucket RI 02860	86	No
Pawtucket Soup Kitchen	PO Box 3102 Pawtucket RI 02861	85	No
Pedro Teixeira, DDS	176 Newport Avenue Pawtucket RI 02861	94	No
PEHarvey LLC	25 Fairfield Avenue Riverside RI 02915	85	No
Pepper Dining, Inc.	3000 Olympus Boulevard Dallas TX 75019	85	No
Peter's Laundry & Linens Inc.	506 York Avenue Pawtucket RI 02861	92	No
Phantom Farms	30 Martin Street Cumberland RI 02864	85	No
Philip J. Calabro, D.M.D.	500 Newport Avenue Pawtucket RI 02861	94	No
Phoenix Converting Corporation	402 Walcott Street Pawtucket RI 02860	59	No
Piatek Machine Co., Inc.	25 Monticello Road Pawtucket RI 02861	42	No
Pilon at Lefoyer	151 Fountain Street Pawtucket RI 02860	85	No
Pizza Hut #40588	2205 W 136th Avenue, Suite 106-209 Broomfield CO 80023	85	No
Pizza Man of Cumberland	87 Broad Street Cumberland RI 02864	85	No
Plants to Food, LLC	15 Wellington Road Lincoln RI 02865	33	No
Poke Bros Lincoln, Inc.	622 George Washington Highway STE 42 Lincoln RI 02865	85	No
Polonia Market	736 Broadway Pawtucket RI 02861	81	No
Poly/Sperser, Corp.	PO Box 16068 Rumford RI 02916	22	No
Popette of Pendulum	38 Norwood Avenue Cranston RI 02905	81	No
Poppy's Family Restaurant	3344 Mendon Road Cumberland RI 02864	85	No
Potter-Burns Elementary School	286 Main Street Pawtucket RI 02860	86	No
Precise Products Company	P.O. Box 25 Lincoln RI 02865	42	No
Precision Harley - Davidson, Inc.	269 Armistice Boulevard Pawtucket RI 02860	97	No
Providence Braid Co., Inc.	P. O. Box 6211 Providence RI 02940	44	No
Providence Metallizing Company, Inc.	51 Fairlawn Avenue Pawtucket RI 02860-2591	11	Yes
Prysmian Cables and Systems USA, LLC	3 Carol Drive Lincoln RI 02865	28	Yes
Pulcinella, LLC	3 Wake Robin Road #7B Lincoln RI 02865	85	No
Quality Rental	390 Walcott Street Pawtucket RI 02860	86	No
R & D Manufacturing, Inc.	60 Dunnell Lane East Pawtucket RI 02860	42	No
R.B. Fast Food Inc.	270 Dexter Street Pawtucket RI 02860	85	No
R.I. Spirits	40 Bayley Street Pawtucket RI 02860	36	No

Industrial and Commercial Users
Bucklin Point - 2024

Company Name	Facility Address	Category	SIU
R.J.W. Enterprises Inc.	337 Armistice Blvd Pawtucket RI 02861	85	No
R1 Indoor Karting, LLC	100 Higginson Avenue Suite 10 Lincoln RI 02865	85	No
Rafael Enterprises LLC	PO Box 39 Central Falls RI 02863	85	No
Rand Whitney Southeast Container, LLC	455 Narragansett Park Drive Pawtucket RI 02861-4321	24	No
Ravenous Brewing Company	10 Industrial Road Cumberland RI 02864	36	No
Ray Plante & Sons, Inc.	1 Abbotts Crossing Road Coventry RI 02816	80	No
Rhode Island Donuts LLC	499 Warren Avenue East Providence RI 02914	85	No
Rhode Island Donuts LLC	499 Warren Avenue East Providence RI 02914	85	No
Rhode Island Donuts, LLC	1700 Mendon Road Cumberland RI 02864	85	No
RI Brewery Collective	P.O. Box 234550 Great Neck NY 11023	36	No
RI Mayoral Academy	65 Macondray Street Cumberland RI 02864	86	No
RI Septic and Cesspool	29 Institute Lane, Apt. 6 North Scituate RI 02857	80	No
RIDCO Casting Co.	6 Beverage Hill Avenue Pawtucket RI 02860	53	No
Right Spot Diner	200 South Bend Street Pawtucket RI 02860	85	No
Riviera Inn Corporation	580 North Broadway East Providence RI 02914	85	No
Roast House Pub and Restaurant	176 Columbus Avenue Pawtucket RI 02860	85	No
Rondeau Enterprise	1370 Mendon Road Cumberland RI 02864	85	No
Rosco Manufacturing, LLC	175 Dupont Drive Providence RI 02907	42	No
Royal Car Wash	1600 Mendon Road Cumberland RI 02864	97	No
Royal Cleaners, Inc.	639 Cottage Street Pawtucket RI 02861	92	No
Royal Fried Chicken	1400 Broad Street Central Falls RI 02863	85	No
Rumford Retail Management LLC	30200 Telegraph Road Bingham Farms MI 48025	85	No
S&M Group, LLC	10 Sycamore Lane Westport MA 02790	85	No
S.P. Donuts	290 President Avenue Providence RI 02906	85	No
Saint Mark, Inc.	11 Benefit Street Pawtucket RI 02861	85	No
Sakis Pizza (Cumberland)	2339 Diamond Hill Road Cumberland RI 02864	85	No
Sarcastic Sweets	560 Mineral Spring Avenue, Suite 2117 Pawtucket RI 02860	81	No
Sarkis Hagopian Enterprises LLC	1525 Old Louisquisset Pike Lincoln RI 02865	85	No
Schofield Sanitation	P.O. Box 7614 Cumberland RI 02864	80	No
Scituate Cesspool, Inc.	26 Greenhill Road Johnston RI 02919	80	No
Scituate Portable Restrooms, Inc.	26 Greenhill Road Johnston RI 02919	80	No
Seabra Foods III, Inc.	574 Ferry Street Newark NJ 07105	82	No
Seed Cafe & Espresso	250 Main Street, Suite 18 Pawtucket RI 02860	85	No
Serra Da Estrela Restaurant	168 Broad Street Cumberland RI 02864	85	No
Seven Cray Street Realty Corp	7 Cray Street Cumberland RI 02864	85	No
Shanna Country Kitchen	1 Chase Lane Lincoln RI 02865	85	No
Shark's Peruvian Cuisine	1420 Broad Street Central Falls RI 02863	85	No

Industrial and Commercial Users
Bucklin Point - 2024

Company Name	Facility Address	Category	SIU
Shish Kabob	555 Smithfield Avenue Pawtucket RI 02860	85	No
Silver Fern Practice LLC	4 Richmond Square, Suite 200 Providence RI 02906	89	No
Smithfield Ave Donuts, LLC.	280 Merrimack Street Methuen MA 01844	85	No
Smug Brewery Co. LLC	545 Pawtucket Avenue, LL04 Pawtucket RI 02860	36	No
Spanish Wholesale	760 Dexter Street Central Falls RI 02863	81	No
Sparkle City Laundromat Inc.	192 Division Street Pawtucket RI 02860	92	No
Sparky's Restaurant	548 Dexter Street Central Falls RI 02863	85	No
SPHOD	1281 Hope Road Hope RI 02831	85	No
Spin City Laundromat RI LLC	3400 Mendon Road Cumberland RI 02864	92	No
Spirit Recognition	639 Central Avenue Pawtucket RI 02861	99	No
Splash Snack Bar and Grill	546 Lonsdale Avenue Central Falls RI 02863	85	No
Splish Splash Laundromat	609 Main Street Pawtucket RI 02860	92	No
Spring House	178 Mineral Spring Avenue Pawtucket RI 02860	85	No
SPSR Inc.	1764 Mendon Road, #4385 Cumberland RI 02864	85	No
St. Raphael Academy - East Building	123 Walcott Street Pawtucket RI 02860	86	No
St. Raphael Academy - West Building	123 Walcott Street Pawtucket RI 02860	86	No
Stackbin Corporation	29 Powder Hill Road Lincoln RI 02865	11	Yes
Starbucks Restaurant-Lincoln Mall	P.O. Box 34442 S Tax-2 Seattle WA 98124	85	No
Starsani Pizza	103 Newport Avenue Pawtucket RI 02861	85	No
Stolberger, Inc.	P.O. Box 237 Central Falls RI 02863-0237	26	No
Stop & Shop Supermarket #704	1385 Hancock Street, QCP-8 Quincy MA 02169-5103	82	No
Stop & Shop Supermarket #710	1385 Hancock Street, QCP-8 Quincy MA 02169-5103	82	No
Stop & Shop Supermarket #712	1385 Hancock Street, QCP-8 Quincy MA 02169-5103	82	No
Subway Restaurant	287 Armistice Blvd Pawtucket RI 02861	85	No
Subway-Broad Street	P.O. Box 6782 Central Falls RI 02863	85	No
Summit Manufacturing Corporation	248 Pine Street Pawtucket RI 02860	11	Yes
Sunshine Creamery	305 North Broadway Rumford RI 02916	85	No
Super Dragon	805 Broadway Pawtucket RI 02861	85	No
Swades, LLC	727 East Avenue Pawtucket RI 02860	85	No
Swan Cleaners	371 Benefit Street Pawtucket RI 02861	92	No
Sweetland Foods, Inc.	112 Warren Avenue Pawtucket RI 02860	81	No
Swissline Precision, LLC.	23 Ashton Park Way Cumberland RI 02864	42	No
Synagro Northeast, LLC	2351 23rd Street Apt. 2 Astoria NY 11105	35	Yes
T.B.D. Pizza, Inc.	329 Washington Street, Suite 203 Woburn MA 01801	85	No
Tacontento	712 Broadway Pawtucket RI 02860	85	No
Tacos Mi Rancho, LLC	238 West Avenue Pawtucket RI 02860	85	No
Tanury Industries	6 New England Way Lincoln RI 02865	11	Yes

Industrial and Commercial Users
Bucklin Point - 2024

Company Name	Facility Address	Category	SIU
Tanury Industries PVD, Inc.	6 New England Way Lincoln RI 02865	11	Yes
Taqueria Lupita	765 Dexter Street Central Falls RI 02863	85	No
Target Corporation - T2073	PO Box 111 Minneapolis MN 55440	85	No
Tedor Pharma Inc.	400 Highland Corporate Drive Cumberland RI 02864	14	Yes
Teknor Apex - Mendon	505 Central Avenue Pawtucket RI 02861	37	No
Teknor Apex Company	505 Central Avenue Pawtucket RI 02861	27	Yes
Texcel Industries	P.O. Box 6187 Providence RI 02940	23	No
The 579, LLC	5454 Post Road East Greenwich RI 02818	85	No
The Children's Workshop	151 Hunt Street Central Falls RI 02863	86	No
The Evans Findings Company, Inc.	33 Eastern Avenue East Providence RI 02914	21	No
The Family Dentist, Inc.	480 Broadway Pawtucket RI 02860	94	No
The Fifth LLC	500 Pleasant Street Rumford RI 02916	85	No
The Mansion, Inc.	104 Clay Street Central Falls RI 02863	86	No
The Okonite Company	5 Industrial Road Cumberland RI 02864	28	Yes
The Salvation Army	102 High Street Pawtucket RI 02860	85	No
The Stop & Shop Supermarket Co. LLC	1385 Hancock Street, QCP-8 Quincy MA 02169-5103	82	No
The Wendy's Company (Broad)	14 Pine Meadow Road Seekonk MA 02771	85	No
Tienda Y Panaderia Zacapa LLC	740 Dexter Street Central Falls RI 02863	85	No
Tiffany and Company	300 Maple Ridge Drive Cumberland RI 02864	15	Yes
Top Shell LLC	55 Conduit Street Central Falls RI 02863	81	No
Torre Corp.	3 Wake Robin Lane, Unit #1 Lincoln RI 02865	85	No
Totis Pizza and Grill, Inc.	622 Central Avenue Pawtucket RI 02861	85	No
Touchdown Philly Wings Ho LLC	200 Mineral Spring Avenue Pawtucket RI 02860	85	No
Tourister Dental Associates	20 Newman Avenue, Suite 1020 Rumford RI 02916	94	No
Tracey Gear Inc.	740 York Avenue Pawtucket, RI 02861	42	No
Trinity Management	100 Weymouth St Unit G1 Rockland MA 02370	85	No
Trinity Management	100 Weymouth Street, Unit G-1 Rear Rockland MA 02370	85	No
Trinity Management	100 Weymouth Street Unit G-1 Rockland MA 02370	85	No
Trinity Management Co., LLC	100 Weymouth St, Unit G1 Rockland MA 02370	85	No
Trinity Management LLC	100 Weymouth Street, Unit G-1 Rockland MA 02370	85	No
Trinity Management LLC	100 Weymouth Street, Unit G-1 Rockland MA 02370	85	No
Triple Cee LLC	906 Main Street Pawtucket RI 02860	92	No
Truck Pro LLC	1900 Charles Bryan Road Cordova TN 38016	97	No
Truex Incorporated	300 Armistice Boulevard Pawtucket RI 02861	11	Yes
Tugas Restaurant & Catering	110 Mineral Spring Avenue Pawtucket RI 02860	85	No
Tuxpan LLC	17 Geldard Street Cumberland RI 02864	85	No
United Metals	35 Industrial Road Cumberland RI 02864	44	No

Industrial and Commercial Users
Bucklin Point - 2024

Company Name	Facility Address	Category	SIU
United Skates of America, Inc.	4849 Evanswood Drive Columbus OH 02916-2016	85	No
V. George Rustigian Rugs Inc. - Meeting Street	1 Governor Street Providence RI 02906	99	No
Verizon - BV	2 Hampshire Street Lawrence MA 01840	27	No
VetCor of Lincoln, LLC.	141 Longwater Drive STE 108 Norwell MA 02061	94	No
Vicente's Supermarket	160 Pleasant Street Brockton MA 02301	82	No
Vicor Corporation	1 Albion Road Lincoln RI 02865	49	No
Village Pizza Inc.	650 Dexter Street Central Falls RI 02863	85	No
Village Restaurant, Inc.	200 Main Street Pawtucket RI 02860	85	No
Violet SNF Holdco LLC	70 Gill Avenue Pawtucket RI 02861	86	No
VIP Car Wash	6 Cook Street Lincoln RI 02865	97	No
Visual Creations, Inc.	500 Narragansett Park Drive Pawtucket RI 02861	44	No
Vogue Industries LP	PO Box 200 Central Falls RI 02863	99	No
Wannamoisett Country Club	96 Hoyt Avenue Rumford RI 02916	86	No
WatULike LLC	194 Hillside Avenue Pawtucket RI 02860	81	No
Wendy's (Cottage Street)	14 Pine Meadow Road Seekonk MA 02771	85	No
WG Lincoln Place SH, LLC	612 George Washington Hgwy. Lincoln RI 02865	86	No
Whittet-Higgins Company	P.O. Box 8 Central Falls RI 02863	42	No
Wildflour Bakery Cafe	727 East Avenue Pawtucket RI 02860	85	No
William W. Tripp Funeral Home, Inc.	1008 Newport Avenue Pawtucket RI 02861	96	No
Wise Guys Deli (Cumberland)	1776 Bicentennial Way North Providence RI 02911	85	No
Xalli's Sweets	720 Broadway Pawtucket RI 02860	81	No
Xelapan Bakery and Convenience	904 Lonsdale Avenue Central Falls RI 02863	81	No
Xin Rui LLC d/b/a Auli's Panda	863 Broad Street Central Falls RI 02863	85	No
YMCA of Pawtucket, Inc.	8 Summer Street Pawtucket RI 02860	89	No
Yovani's Pizza	40 Macondray Street Cumberland RI 02864	85	No
Zaccagnini's Pastry Shoppe	546 Smithfield Avenue Pawtucket RI 02860	81	No
Zoll Medical Corporation	525 Narragansett Park Drive Pawtucket RI 02861	49	No
Zoll Medical Corporation	525 Narragansett Park Drive Pawtucket RI 02861	49	No

ATTACHMENT VOLUME II

SECTION 2

***PERMIT ISSUANCE/REISSUANCE
ACTIVITIES***

***PERMIT ISSUANCE/REISSUANCE
ACTIVITIES***

FIELD'S POINT

Permit Issuance / Reissuance Activities
Field's Point - 2024

Company Name	Prior Permit	Permit	Issue Date	Effective Date	Expire Date
Quality Spraying Technologies, Inc.	12/31/2023	P2702-109-1228	12/19/2023	01/01/2024	12/31/2028
RJ Franco Inc.	12/31/2023	P8500-992-1228	12/19/2023	01/01/2024	12/31/2028
Reali's Fine Italian Cuisine	12/31/2023	P8500-989-1228	12/19/2023	01/01/2024	12/31/2028
Bang Bar Inc.	12/31/2023	P8502-806-1228	12/20/2023	01/01/2024	12/31/2028
Broad Inc.	12/31/2023	P8102-268-1228	12/20/2023	01/01/2024	12/31/2028
Gothic Pewter LLC	12/31/2023	P4300-081-1228	12/21/2023	01/01/2024	12/31/2028
Karaoke Box	12/31/2023	P8500-015-1228	12/21/2023	01/01/2024	12/31/2028
Livi's Pocket LLC	12/31/2023	P8500-005-1228	12/21/2023	01/01/2024	12/31/2028
Providence Auto Body, Inc.	12/31/2023	P9702-261-1228	12/21/2023	01/01/2024	12/31/2028
Providence Biltmore Lessee LLC	12/31/2023	P8600-785-1228	12/21/2023	01/01/2024	12/31/2028
Kong Providence, Inc.	No Previous Permit	P8500-013-1028	01/03/2024	01/03/2024	10/31/2028
Spice Valley Hallal LLC	No Previous Permit	P8500-011-1028	01/03/2024	01/03/2024	10/31/2028
Vasilios Pizza	01/03/2024	P8500-014-0225	01/03/2024	01/03/2024	02/28/2025
Yas Chicken	No Previous Permit	P8500-009-1028	01/03/2024	01/03/2024	10/31/2028
Arigna Irish Pub	No Previous Permit	P8502-820-1128	01/09/2024	01/09/2024	11/30/2028
JP Enterprises LLC d/b/a Subway	No Previous Permit	P8501-589-1128	01/09/2024	01/09/2024	11/30/2028
Union Station Brewery	No Previous Permit	P3602-009-1128	01/09/2024	01/09/2024	11/30/2028
Zayas Solutions, LLC	11/30/2022	P8501-588-1128	01/09/2024	01/09/2024	11/30/2028
Christopher Realty Corp.	01/31/2024	P8501-584-0129	01/18/2024	02/01/2024	01/31/2029
Formel Entertainment	01/31/2024	P8502-805-0129	01/18/2024	02/01/2024	01/31/2029
Sterling Cleaners	01/31/2024	P9200-400-0129	01/18/2024	02/01/2024	01/31/2029
Comfort Dental	01/31/2024	P9400-463-0129	01/19/2024	02/01/2024	01/31/2029
Flatbread Providence, Inc.	01/31/2024	P8502-816-0129	01/19/2024	02/01/2024	01/31/2029
Jacky's Restaurant and Banquets	01/31/2024	P8502-822-0129	01/19/2024	02/01/2024	01/31/2029
SJM Brother's LLC	01/31/2024	P8500-995-0129	01/19/2024	02/01/2024	01/31/2029
Tavares, LLC	01/31/2024	P8502-807-0129	01/19/2024	02/01/2024	01/31/2029
Baja's Taqueria	No Previous Permit	P8500-027-1228	01/31/2024	01/31/2024	12/31/2028
Irregardless Biscuit, LLC	No Previous Permit	P8500-025-1228	01/31/2024	01/31/2024	12/31/2028
Koutko Food Services, LLC	No Previous Permit	P8500-026-1228	01/31/2024	01/31/2024	12/31/2028
KMRT Corp.	No Previous Permit	P8500-031-1228	02/12/2024	02/12/2024	12/31/2028
Koi House Cafe & Bar	No Previous Permit	P8500-035-1228	02/12/2024	02/12/2024	12/31/2028
JOHNSTON SENIOR HIGH SCHOOL	No Previous Permit	P8600-764-1228	02/15/2024	02/15/2024	12/28/2028
Littleneck LLC	No Previous Permit	P8500-036-1228	02/15/2024	02/15/2024	12/31/2028
Luluna Health, LLC	No Previous Permit	P3402-015-1228	02/15/2024	02/15/2024	12/31/2028
Rise 'N Shine Cafe, LLC	No Previous Permit	P8500-038-0129	02/15/2024	02/15/2024	01/31/2029
Umana Macario LLC	No Previous Permit	P9200-403-1228	02/15/2024	02/15/2024	12/31/2028
East Side Pockets, INC	02/29/2024	P8500-988-0229	02/21/2024	03/01/2024	02/28/2029
Rue Bis	02/29/2024	P8500-991-0229	02/21/2024	03/01/2024	02/28/2029
Sophia Academy	02/29/2024	P8600-788-0229	02/21/2024	03/01/2024	02/28/2029
True Bagels, Inc.	02/29/2024	P8500-993-0229	02/21/2024	03/01/2024	02/28/2029
7-Eleven, Inc.	02/29/2024	P8500-001-0229	02/22/2024	03/01/2024	02/28/2029
Elmwood Avenue Church of God	02/29/2024	P8501-593-0229	02/22/2024	03/01/2024	02/28/2029
Providence Poke, LLC	02/29/2024	P8500-997-0229	02/22/2024	03/01/2024	02/28/2029
Cafe Choklad	02/29/2024	P8500-006-0229	02/26/2024	03/01/2024	02/28/2029
California Taco	02/29/2024	P8500-023-0229	02/26/2024	03/01/2024	02/28/2029
ARA-Rhode Island Dialysis	02/29/2024	P9500-171-0229	02/27/2024	03/01/2024	02/28/2029
Adolph Meller Company	02/29/2024	P2704-108-0229	02/27/2024	03/01/2024	02/28/2029
Broadway Laundry, Inc.	02/29/2024	P9200-402-0229	02/27/2024	03/01/2024	02/28/2029
Restaurant Associates of Prov. LLC IV	02/29/2024	P8502-808-0229	02/27/2024	03/01/2024	02/28/2029
Anyhow Studio	No Previous Permit	P9900-136-1228	02/28/2024	02/28/2024	12/31/2028
M&T Super Market	02/29/2024	P8102-270-0229	02/28/2024	03/01/2024	02/28/2029
Brown Bee Coffee	No Previous Permit	P8500-040-0129	03/07/2024	03/07/2024	01/31/2029
Sport and Leisure PVD	No Previous Permit	P8501-592-1228	03/07/2024	03/07/2024	12/31/2028
The Social Kitchen, Inc.	No Previous Permit	P8501-594-0129	03/07/2024	03/07/2024	01/31/2029
Medical Management International, Inc.	No Previous Permit	P9900-137-1228	03/08/2024	03/08/2024	12/31/2028
Track 15 Real Estate LLC	No Previous Permit	P8502-828-0129	03/08/2024	03/08/2024	01/31/2029

Permit Issuance / Reissuance Activities
Field's Point - 2024

Company Name	Prior Permit	Permit	Issue Date	Effective Date	Expire Date
Eat Korean BBQ & Shabu-Shabu	No Previous Permit	P8502-827-0129	03/15/2024	03/15/2024	01/31/2029
New York Blood Center	03/31/2024	P9500-172-0329	03/15/2024	04/01/2024	03/31/2029
Providence College - Italy Street	03/31/2024	P9701-260-0329	03/15/2024	04/01/2024	03/31/2029
Rosa Mia Pizza and More	03/31/2024	P8500-996-0329	03/15/2024	04/01/2024	03/31/2029
Thomas S Mulvey DDS LLC	03/31/2024	P9400-464-0329	03/15/2024	04/01/2024	03/31/2029
Rhode Island School of Design	03/31/2024	P8502-813-0329	03/18/2024	04/01/2024	03/31/2029
The Wendy's Company (Eddy)	03/31/2024	P8502-812-0329	03/18/2024	04/01/2024	03/31/2029
Arden Jewelry Mfg, Co.	03/31/2024	P4200-190-0329	03/19/2024	04/01/2024	06/12/2024
Domino's Pizza (Broad Street)	03/31/2024	P8500-046-0329	03/19/2024	04/01/2024	03/31/2029
Ran-Zan	03/31/2024	P8500-020-0329	03/19/2024	04/01/2024	03/31/2029
Seven Sisters Restaurant	03/31/2024	P8500-044-0329	03/19/2024	04/01/2024	03/31/2029
7-Eleven Inc. (Broad Street)	03/31/2024	P8500-056-0329	03/20/2024	04/01/2024	03/31/2029
Brown University - Sharpe Refectory	03/31/2024	P8502-818-0329	03/20/2024	04/01/2024	03/31/2029
Empire Restaurant Holdings	03/31/2024	P8501-008-0329	03/20/2024	04/01/2024	03/31/2029
The Wendy's Company (Manton)	03/31/2024	P8502-829-0329	03/20/2024	04/01/2024	03/31/2029
T.C.C. Providence, LLC	No Previous Permit	P8500-042-0129	03/21/2024	03/21/2024	01/31/2029
Academy Donuts, Inc.	03/31/2024	P8500-010-0329	03/21/2024	04/01/2024	03/31/2029
CJUF III MJH Providence, LLC	03/31/2024	P8600-794-0329	03/21/2024	04/01/2024	03/31/2029
Kelly's Car Wash, Inc.	03/31/2024	P9703-264-0329	03/21/2024	04/01/2024	03/31/2029
Muse Paintbar	03/31/2024	P9900-138-0329	03/21/2024	04/01/2024	03/31/2029
Providence School Department	03/31/2024	P8600-793-0329	03/21/2024	04/01/2024	03/31/2029
Town of North Providence Mancini Center	03/31/2024	P8600-790-0329	03/21/2024	04/01/2024	03/31/2029
Shake Shack	03/31/2024	P8502-826-0329	03/22/2024	03/01/2024	03/31/2029
Providence School Department	No Previous Permit	P8600-808-0129	03/22/2024	03/22/2024	01/31/2029
Colbea LLC (North Main)	03/31/2024	P9702-265-0329	03/22/2024	04/01/2024	03/31/2029
E&M Enterprises, Ltd.	03/31/2024	P1106-384-0329	03/22/2024	04/01/2024	03/31/2029
Pauly Penta's Italian Deli	03/31/2024	P8500-007-0329	03/22/2024	04/01/2024	03/31/2029
Swan Point Cemetery	03/31/2024	P9702-263-0329	03/22/2024	04/01/2024	03/31/2029
The Providence Center	03/31/2024	P8600-812-0329	03/22/2024	04/01/2024	03/31/2029
Bentley Companies	No Previous Permit	P3412-016-0229	03/25/2024	03/25/2024	06/28/2024
CW Buildings, LLC	No Previous Permit	P8501-595-0129	03/25/2024	03/25/2024	01/31/2029
Trinity Management, LLC	No Previous Permit	P8600-809-0129	03/25/2024	03/25/2024	01/31/2029
VBM La Esquinita Market	No Previous Permit	P8500-049-0229	03/25/2024	03/25/2024	02/28/2029
Al Son De Mi Barrio	No Previous Permit	P8500-053-0229	03/26/2024	03/26/2024	02/28/2029
DTC Enterprises	04/14/2023	P8500-051-0229	03/26/2024	03/26/2024	02/28/2029
Jazzy's	No Previous Permit	P8500-048-0229	03/26/2024	03/26/2024	02/28/2029
The Rhode Island School for the Deaf	No Previous Permit	P8600-807-0129	03/26/2024	03/26/2024	01/31/2029
Tesla, Inc.	No Previous Permit	P9702-267-0229	03/27/2024	03/27/2024	02/28/2029
Breakfast at Tiffany's	No Previous Permit	P8500-055-0229	03/28/2024	03/28/2024	02/28/2029
El Charro	03/31/2024	P8502-814-0329	04/01/2024	04/01/2024	03/31/2029
Bayside Foods, Inc.	No Previous Permit	P3302-025-0129	04/08/2024	04/08/2024	01/31/2029
32 Exchange Terrace Hotel, LLC	No Previous Permit	P8600-816-0229	04/17/2024	04/17/2024	02/28/2029
D.E. Foods, LLC	No Previous Permit	P8502-831-0229	04/17/2024	04/17/2024	02/28/2029
Fuji Mart CORP.	No Previous Permit	P8500-062-0229	04/17/2024	04/17/2024	02/28/2029
Caress Dental Inc.	04/30/2024	P9400-466-0429	04/17/2024	05/01/2024	04/30/2029
Prospect CharterCARE SJHSRI	04/30/2024	P9002-117-0429	04/17/2024	05/01/2024	04/30/2029
699 Market, LLC d/b/a Superfresh	No Previous Permit	P8202-149-0229	04/19/2024	04/19/2024	02/28/2029
Eddy Street Donuts, LLC	No Previous Permit	P8500-061-0329	04/19/2024	04/19/2024	03/31/2029
Mala Noodles	No Previous Permit	P8501-598-0229	04/19/2024	04/19/2024	02/28/2029
J & W - East Hall	04/30/2024	P8600-792-0429	04/19/2024	05/01/2024	04/30/2029
J & W - West Hall	04/30/2024	P8600-791-0429	04/19/2024	05/01/2024	04/30/2029
R.I.P.T.A. - 265 Melrose	04/30/2024	P3700-082-0429	04/19/2024	05/01/2024	04/30/2029
Big Tony's Pizza	04/30/2024	P8500-022-0429	04/22/2024	05/01/2024	04/30/2029
Cumberland Farms, Inc. (NP)	04/30/2024	P8500-063-0429	04/22/2024	05/01/2024	04/30/2029
Sac-O-Suds Laundry Services	No Previous Permit	P9200-405-0329	04/23/2024	04/23/2024	03/31/2029
Elmwood Adult Day Health Care Center	04/30/2024	P8600-800-0429	04/23/2024	05/01/2024	04/30/2029

Permit Issuance / Reissuance Activities
Field's Point - 2024

Company Name	Prior Permit	Permit	Issue Date	Effective Date	Expire Date
Food and Beverage Corp.	04/30/2024	P8502-824-0429	04/23/2024	05/01/2024	04/30/2029
Kamborian Bros Inc.	04/30/2024	P8500-021-0429	04/23/2024	05/01/2024	04/30/2029
Mundo de Cigar	04/30/2024	P8500-039-0429	04/23/2024	05/01/2024	04/30/2029
Harrison Casting	04/30/2024	P5100-061-0429	04/24/2024	05/01/2024	04/30/2029
Subway (Atwood Ave.)	04/30/2024	P8500-019-0429	04/24/2024	05/01/2024	04/30/2029
Anthony M. Paolucci, DMD, P.C.	04/30/2024	P9400-465-0429	04/25/2024	05/01/2024	04/30/2029
Prospect CharterCARE RWMC, LLC	04/30/2024	P9002-115-0429	04/25/2024	05/01/2024	04/30/2029
Prospect CharterCARE RWMC, LLC (Maude)	04/30/2024	P9006-116-0429	04/25/2024	05/01/2024	04/30/2029
The Ave Bar & Grill	04/30/2024	P8502-815-0429	04/25/2024	05/01/2024	04/30/2029
BA Beverage LLC	No Previous Permit	P8502-833-0329	04/26/2024	04/26/2024	03/31/2029
Culinary Hub of Providence	No Previous Permit	P8502-834-0329	04/26/2024	04/26/2024	03/31/2029
The Chicken Coop Kitchen and Bar	No Previous Permit	P8500-054-0229	04/26/2024	04/26/2024	02/28/2029
The Wurks	No Previous Permit	P9902-141-0229	04/26/2024	04/26/2024	02/28/2029
Uncle Mike's Diner, LLC	No Previous Permit	P8500-066-0329	04/26/2024	04/26/2024	03/31/2029
Fairfield University Heights LP	05/31/2024	P8600-804-0529	05/08/2024	05/31/2024	06/01/2029
China Garden Chinese Restaurant	05/31/2024	P8500-028-0529	05/08/2024	06/01/2024	05/31/2029
Dave's Coffee	05/31/2024	P8500-034-0529	05/08/2024	06/01/2024	05/31/2029
Fairfield University Heights LP	05/31/2024	P8600-802-0529	05/08/2024	06/01/2024	05/31/2029
Fairfield University Heights LP	05/31/2024	P8600-805-0529	05/08/2024	06/01/2024	05/31/2029
Fairfield University Heights, LP	05/31/2024	P8600-803-0529	05/08/2024	06/01/2024	05/31/2029
Teto Deli, LLC	No Previous Permit	P8500-067-0329	05/09/2024	05/09/2024	03/31/2029
Brown University - Graduate Center	05/31/2024	P8600-797-0529	05/09/2024	06/01/2024	05/31/2029
El Quiche Bakery Store, Inc.	05/31/2024	P8102-271-0529	05/09/2024	06/01/2024	05/31/2029
Honey Dew Donuts (Allens)	05/31/2024	P8500-041-0529	05/09/2024	06/01/2024	05/31/2029
Hope Health	05/31/2024	P8600-811-0529	05/09/2024	06/01/2024	05/31/2029
Providence Auto Body, Inc.	05/31/2024	P9702-268-0529	05/09/2024	06/01/2024	05/31/2029
Providence Kitchen Collaborative	05/31/2024	P8500-045-0529	05/09/2024	06/01/2024	05/31/2029
Tony's Colonial Food	05/31/2024	P8500-029-0529	05/09/2024	06/01/2024	05/31/2029
Brown University - Barbour Hall	05/31/2024	P8600-798-0529	05/10/2024	06/01/2024	05/31/2029
Brown University - Metcalf Hall	05/31/2024	P8600-799-0529	05/10/2024	06/01/2024	05/31/2029
Brown University - Miller Hall	05/31/2024	P8600-795-0529	05/10/2024	06/01/2024	05/31/2029
Brown University - New Pembroke Hall	05/31/2024	P8600-796-0529	05/10/2024	06/01/2024	05/31/2029
Pizza Palace	05/31/2024	P8500-017-0529	05/10/2024	06/01/2024	05/31/2029
Snookers Inc.	05/31/2024	P8502-819-0529	05/10/2024	06/01/2024	05/31/2029
Tropicana Restaurant & Bar Inc.	No Previous Permit	P8501-599-0329	05/20/2024	05/20/2024	03/31/2029
73 Washington Corp.	05/31/2024	P8500-016-0529	05/20/2024	06/01/2024	05/31/2029
Plant City Providence	05/31/2024	P8502-821-0529	05/20/2024	06/01/2024	05/31/2029
Chipotle LLC	05/31/2024	P8500-018-0529	05/22/2024	06/01/2024	05/31/2029
Johnson Building, LLC	05/31/2024	P8600-821-0529	05/22/2024	06/01/2024	05/31/2029
Mandelini, LLC	05/31/2024	P8500-060-0529	05/22/2024	06/01/2024	05/31/2029
McAuley Corporation	05/31/2024	P8500-067-0529	05/22/2024	06/01/2024	05/31/2029
La Mariscada Restaurant Bar LLC	No Previous Permit	P8500-078-0429	06/12/2024	06/12/2024	04/30/2029
Chalkstone Supermarket	06/30/2024	P8202-148-0629	06/12/2024	07/01/2024	06/30/2029
Roger Williams Park Zoo	06/30/2024	P9500-175-0629	06/12/2024	07/01/2024	06/30/2029
Roger Williams Park Zoo	06/30/2024	P8500-050-0629	06/12/2024	07/01/2024	06/30/2029
The Industrious Spirit Company, LLC	06/30/2024	P3604-010-0629	06/12/2024	07/01/2024	06/30/2029
Fresh Pita	No Previous Permit	P8500-077-0429	06/18/2024	06/18/2024	04/30/2029
La Brasa Realty LLC	No Previous Permit	P8500-080-0529	06/18/2024	06/18/2024	05/31/2029
C&L Johnston, LLC	06/30/2024	P8502-825-0629	06/18/2024	07/01/2024	06/30/2029
Hobbs Brook Management LLC	06/30/2024	P8600-815-0629	06/18/2024	07/01/2024	06/30/2029
Auto Parts Group Southwest, LLC.	06/30/2024	P4200-191-0629	06/25/2024	07/01/2024	06/30/2029
BKCHOI, Inc.	06/30/2024	P8500-030-0629	06/25/2024	07/01/2024	06/30/2029
Chelo's (Providence)	06/30/2024	P8502-830-0629	06/25/2024	07/01/2024	06/30/2029
Denise M. Shapiro, DDS	06/30/2024	P9900-140-0629	06/25/2024	07/01/2024	06/30/2029
E and O Marketing	06/30/2024	P8500-032-0629	06/25/2024	07/01/2024	06/30/2029
India House Inc.	06/30/2024	P8501-596-0629	06/25/2024	07/01/2024	06/30/2029

Permit Issuance / Reissuance Activities
Field's Point - 2024

Company Name	Prior Permit	Permit	Issue Date	Effective Date	Expire Date
J & W-McNulty Hall	06/30/2024	P8600-801-0629	06/25/2024	07/01/2024	06/30/2029
Louis Family Restaurant	06/30/2024	P8500-024-0629	06/25/2024	07/01/2024	06/30/2029
Panaderia El Paisano	06/30/2024	P8204-151-0629	06/25/2024	07/01/2024	06/30/2029
Wine & Cheese	06/30/2024	P8501-591-0629	06/25/2024	07/01/2024	06/30/2029
9 Smithfield LLC	No Previous Permit	P9200-407-0429	06/26/2024	06/26/2024	04/30/2029
Aura Accessories LLC	No Previous Permit	P4200-193-0329	06/26/2024	06/26/2024	03/31/2029
Island House Group, LLC	No Previous Permit	P8500-071-0429	06/26/2024	06/26/2024	04/30/2029
Providence Auto Body, Inc.	No Previous Permit	P9702-270-0329	06/26/2024	06/26/2024	03/31/2029
Sandee's Market & Deli	No Previous Permit	P8500-057-0229	06/26/2024	06/26/2024	02/28/2029
Brown University - 70 Ship Street	06/27/2024	P4006-080-0429	06/27/2024	06/27/2024	04/30/2029
Y Bento Inc.	No Previous Permit	P8500-076-0429	06/27/2024	06/27/2024	04/30/2029
Amos House - Pine Street	06/30/2024	P8502-832-0629	06/27/2024	07/01/2024	06/30/2029
Laundromax - 932 Atwells Ave LLC	06/30/2024	P9200-404-0629	06/27/2024	07/01/2024	06/30/2029
Middle Eddy, LLC	06/30/2024	P8500-064-0629	06/27/2024	07/01/2024	06/30/2029
Prince Enameling Company, Inc.	06/30/2024	P4200-192-0629	06/27/2024	07/01/2024	06/30/2029
Tri-County Community Action Agency	No Previous Permit	P9400-480-0529	07/08/2024	07/08/2024	05/31/2029
Cilanter	No Previous Permit	P8500-085-0529	07/09/2024	07/09/2024	05/31/2029
Machupicchu Restaurant II	No Previous Permit	P8502-838-0529	07/09/2024	07/09/2024	05/31/2029
New England Homemade Donuts NP	No Previous Permit	P8500-082-0529	07/09/2024	07/09/2024	05/31/2029
Easy Entertaining, Inc.	No Previous Permit	P8502-839-0529	07/10/2024	07/10/2024	05/31/2029
JJ & AH LLC	No Previous Permit	P8500-081-0529	07/10/2024	07/10/2024	05/31/2029
Saje Kitchen Group, LLC	No Previous Permit	P8500-086-0529	07/10/2024	07/10/2024	05/31/2029
Fountain Street Restaurant	No Previous Permit	P8500-087-0629	07/15/2024	07/15/2024	06/30/2029
Endoscopy Associates Inc.	07/31/2024	P9500-173-0729	07/15/2024	08/01/2024	07/31/2029
Hemenway's Seafood Grill & Oyster Bar	07/31/2024	P8502-823-0729	07/15/2024	08/01/2024	07/31/2029
India Restaurant	07/31/2024	P8501-590-0729	07/15/2024	08/01/2024	07/31/2029
Stop & Shop Supermarket #722	07/31/2024	P8204-150-0729	07/15/2024	08/01/2024	07/31/2029
Complete Cleaning Systems Inc.	07/31/2024	P9900-139-0729	07/16/2024	08/01/2024	07/31/2029
Dinga Operating LLC	07/31/2024	P8500-058-0729	07/16/2024	08/01/2024	07/31/2029
Ocean State Endoscopy	07/31/2024	P9500-174-0729	07/16/2024	08/01/2024	07/31/2029
Restaurant Associates of Prov. LLC I	07/31/2024	P8502-810-0729	07/16/2024	08/01/2024	07/31/2029
North Providence Dental Associates	No Previous Permit	P9400-481-0629	07/17/2024	07/17/2024	06/30/2029
Barbara M. Bilder, D.M.D.	07/31/2024	P9400-467-0729	07/17/2024	08/01/2024	07/31/2029
Hillview Auto Body	07/31/2024	P9704-266-0729	07/17/2024	08/01/2024	07/31/2029
Passionflower, Inc.	07/31/2024	P8500-037-0729	07/17/2024	08/01/2024	07/31/2029
B&D, LLC	07/31/2024	P8500-059-0729	07/18/2024	08/01/2024	07/31/2029
Dolores	07/31/2024	P8501-601-0729	07/18/2024	08/01/2024	07/31/2029
North Providence Dental Associates	07/31/2024	P9400-469-0729	07/18/2024	08/01/2024	11/01/2024
Weybosset Hotel LLC	07/31/2024	P8600-806-0729	07/18/2024	08/01/2024	07/31/2029
Cumberland Farms, Inc. (Johnston)	07/31/2024	P8500-069-0729	07/23/2024	08/01/2024	07/31/2029
Lobanton	No Previous Permit	P8500-089-0629	07/31/2024	07/31/2024	06/30/2029
Johnston Family Dentistry	08/31/2024	P9400-468-0829	08/05/2024	09/01/2024	08/31/2029
Lawrence Page, DMD, Inc.	08/31/2024	P9400-470-0829	08/05/2024	09/01/2024	08/31/2029
171 Atwells Inc.	08/31/2024	P8501-567-0829	08/06/2024	09/01/2024	08/31/2029
Baja's Tex Mex Taqueria	08/31/2024	P8500-047-0829	08/06/2024	09/01/2024	08/31/2029
Olson & Parent Funeral Home, Inc.	08/31/2024	P9600-126-0829	08/06/2024	09/01/2024	08/31/2029
SRC Blackstone OP, LLC	08/31/2024	P8600-813-0829	08/06/2024	09/01/2024	08/31/2029
Tallulah's Taqueria	08/31/2024	P8500-068-0829	08/06/2024	09/01/2024	08/31/2029
Brown University - 225 Dyer Street	No Previous Permit	P9500-177-0629	08/07/2024	08/07/2024	06/30/2029
Carol & Mario's Catering Inc.	No Previous Permit	P8500-092-0629	08/07/2024	08/07/2024	06/30/2029
Periodontal Associates	08/31/2024	P9900-144-0829	08/07/2024	09/01/2024	08/31/2029
Providence College- McCarthy Hall	08/31/2024	P8600-819-0829	08/07/2024	09/01/2024	08/31/2029
Starbucks (Financial Plaza)	08/31/2024	P8500-069-0829	08/07/2024	09/01/2024	08/31/2029
TPG 100 Sabin Hotel, LLC	08/31/2024	P8600-818-0829	08/07/2024	09/01/2024	08/31/2029
Great Northern BBQ Co LLC	08/31/2024	P8500-079-0829	08/08/2024	09/01/2024	08/31/2029
JMA Inc.	08/31/2024	P8502-835-0829	08/08/2024	09/01/2024	08/31/2029

Permit Issuance / Reissuance Activities
Field's Point - 2024

Company Name	Prior Permit	Permit	Issue Date	Effective Date	Expire Date
ROM Deli, Inc.	08/31/2024	P8501-603-0829	08/08/2024	09/01/2024	08/31/2029
Walsh's Auto Body and Sales, Inc.	08/31/2024	P9702-269-0829	08/08/2024	09/01/2024	08/31/2029
Casa Noble	No Previous Permit	P8501-604-0729	08/20/2024	08/20/2024	07/31/2029
DMF PVD LLC	No Previous Permit	P8500-096-0729	08/20/2024	08/20/2024	07/31/2029
Community College of RI	08/31/2024	P8600-824-0829	08/20/2024	09/01/2024	08/31/2029
Kow Kow	No Previous Permit	P8500-094-0729	08/21/2024	08/21/2024	07/31/2029
Brother & Moffat LLC	No Previous Permit	P8500-095-0729	08/23/2024	08/23/2024	07/31/2029
Los Gallos Mexican Restaurant LLC	No Previous Permit	P8500-084-0729	08/23/2024	08/23/2024	07/31/2029
Phouthakoun Phoon Sup Corp.	No Previous Permit	P8500-100-0729	08/27/2024	08/27/2024	07/31/2029
Screaming Unicorn	No Previous Permit	P8502-847-0729	08/27/2024	08/27/2024	07/31/2029
RISD - North Dorm	08/31/2024	P8600-810-0829	08/29/2024	09/01/2024	08/31/2029
Brown University - Facilities Management	09/30/2024	P9702-271-0929	09/03/2024	10/01/2024	09/30/2029
Brown University - Keeney Quad	09/30/2024	P8600-822-0929	09/03/2024	10/01/2024	09/30/2029
Fu Ming Chinese Restaurant	09/30/2024	P8502-837-0929	09/03/2024	10/01/2024	09/30/2029
I Love Mexico	09/30/2024	P8500-070-0929	09/03/2024	10/01/2024	09/30/2029
The Cheesecake Factory Restaurants, Inc.	09/30/2024	P8502-843-0929	09/03/2024	10/01/2024	09/30/2029
Brewed Awakenings Coffeehouse LLC	09/30/2024	P8501-600-0929	09/04/2024	10/01/2024	09/30/2029
Briarcliffe Gardens	09/30/2024	P8600-823-0929	09/04/2024	10/01/2024	09/30/2029
Brown University-Watson Center	09/30/2024	P8400-050-0929	09/04/2024	10/01/2024	09/30/2029
Walach Enterprises Providence, LLC	09/30/2024	P8502-836-0929	09/04/2024	10/01/2024	09/30/2029
Providence College-Mondor School of Nursing	No Previous Permit	P8600-820-0729	09/05/2024	09/05/2024	07/31/2029
Magna Spirits, Inc.	09/30/2024	P8500-075-0929	09/05/2024	10/01/2024	09/30/2029
Norman Brice Seggel D.D.S.	09/30/2024	P9400-475-0929	09/05/2024	10/01/2024	09/30/2029
Sammy's House of Pizza	No Previous Permit	P8500-103-0729	09/06/2024	09/06/2024	07/31/2029
Dave & Buster's	09/30/2024	P8502-845-0929	09/06/2024	10/01/2024	09/30/2029
Tienda y Taqueria Puebla	09/30/2024	P8502-849-0929	09/06/2024	10/01/2024	09/30/2029
United States Postal Service - Providence VMF	09/30/2024	P3702-083-0929	09/06/2024	10/01/2024	09/30/2029
Baja's	09/30/2024	P8500-065-0929	09/09/2024	10/01/2024	09/30/2029
J & W - South Hall	09/30/2024	P8600-817-0929	09/09/2024	10/01/2024	09/30/2029
Pastiche	09/30/2024	P8500-052-0929	09/09/2024	10/01/2024	09/30/2029
Providence College- Smith Ctr. for Arts	09/30/2024	P9900-142-0929	09/09/2024	10/01/2024	09/30/2029
Restaurant Associates of Prov. LLC II	09/30/2024	P8502-809-0929	09/09/2024	10/01/2024	09/30/2029
Craig Van Dongen, DDS	09/30/2024	P9400-473-0929	09/11/2024	10/01/2024	09/30/2029
Lawrence P. Stephenson, DDS, Ltd.	09/30/2024	P9400-476-0929	09/11/2024	10/01/2024	09/30/2029
Punta Cana Bistro	09/30/2024	P8500-090-0929	09/11/2024	10/01/2024	09/30/2029
Vivi Bubble Tea, Inc.	09/30/2024	P8500-099-0929	09/11/2024	10/01/2024	09/30/2029
Electrolizing, Inc.	09/30/2024	P1106-385-0929	09/16/2024	10/01/2024	09/30/2029
M.B. Rubinstein, DDS & R.J. Ducoff, DMD	09/30/2024	P9400-472-0929	09/16/2024	10/01/2024	09/30/2029
Providence Community Health Centers, Inc	09/30/2024	P9400-479-0929	09/16/2024	10/01/2024	09/30/2029
Drs. Votolato and Pazienza	09/30/2024	P9400-471-0929	09/17/2024	10/01/2024	09/30/2029
Rosalina - RI	09/30/2024	P8500-106-0929	09/17/2024	10/01/2024	09/30/2029
William H. Davies Jr. Career and Technical High School	09/30/2024	P8602-814-0929	09/17/2024	10/01/2024	09/30/2029
Rhode Island Billiards Club	09/30/2024	P8500-110-0929	09/19/2024	10/01/2024	09/30/2029
Dean Auto Collision Center, Inc.	No Previous Permit	P9702-273-0729	10/01/2024	10/01/2024	10/01/2029
Frog and Toad	No Previous Permit	P9902-147-0729	10/01/2024	10/01/2024	07/31/2029
Thai Lan Xang	No Previous Permit	P8500-102-0729	10/01/2024	10/01/2024	07/31/2029
Wicked fresh Cafe	No Previous Permit	P8500-104-0829	10/01/2024	10/01/2024	08/31/2029
Acorn LLC	No Previous Permit	P8502-850-0829	10/02/2024	10/02/2024	08/31/2029
Luv in a Sub, LLC	No Previous Permit	P8500-105-0829	10/02/2024	10/02/2024	08/31/2029
Tumblesalts Cafe, LLC	No Previous Permit	P8501-606-0829	10/02/2024	10/02/2024	08/31/2029
Arcane Mead & Winery	No Previous Permit	P3602-012-0829	10/03/2024	10/03/2024	08/31/2029
Brown University- Alumnae Hall	10/31/2024	P8400-051-1029	10/15/2024	11/01/2024	10/31/2029
Jiang Li, LLC	10/31/2024	P9200-406-1029	10/15/2024	11/01/2024	10/31/2029
Metallurgical Solutions, Inc.	10/31/2024	P1102-019-1029	10/15/2024	11/01/2024	10/31/2029
Rhode Island Resource Recovery Corp.	10/31/2024	P3112-002-1029	10/15/2024	11/01/2024	10/31/2029
Burger Domination LLC	10/31/2024	P8502-848-1029	10/17/2024	11/01/2024	10/31/2029

Permit Issuance / Reissuance Activities
Field's Point - 2024

Company Name	Prior Permit	Permit	Issue Date	Effective Date	Expire Date
Avenue Grille	10/31/2024	P8500-068-1029	10/18/2024	11/01/2024	10/31/2029
John T. A. Romano DDS, Inc.	10/31/2024	P9400-477-1029	10/18/2024	11/01/2024	10/31/2029
Providence Dental Laboratory	10/31/2024	P9900-143-1029	10/18/2024	11/01/2024	10/31/2029
Chomp PVD, LLC	10/31/2024	P8500-093-1029	10/21/2024	11/01/2024	10/31/2029
El Chapin	10/31/2024	P8500-083-1029	10/21/2024	11/01/2024	10/31/2029
RI Community Food Bank	10/31/2024	P8500-073-1029	10/21/2024	11/01/2024	10/31/2029
Verichem Laboratories, Inc.	10/31/2024	P9500-176-1029	10/21/2024	11/01/2024	10/31/2029
Chef Yao Restaurant	No Previous Permit	P8500-113-0929	10/23/2024	10/23/2024	09/30/2029
Helado Taiyaki	No Previous Permit	P8500-112-0929	10/23/2024	10/23/2024	09/30/2029
CGRG Enterprises, LLC	10/31/2024	P8500-072-1029	10/23/2024	11/01/2024	10/31/2029
Gilbane Building Company	10/31/2024	P5300-043-1029	10/23/2024	11/01/2024	10/31/2029
Imperial Tile & Marble Works Inc.	10/31/2024	P9904-145-1029	10/23/2024	11/01/2024	10/31/2029
Suya Joint	No Previous Permit	P8500-115-0929	10/24/2024	10/24/2024	09/30/2029
Fairfield University Heights, LP	10/31/2024	P8600-827-1029	10/24/2024	11/01/2024	10/31/2029
Fresenius Kidney Care	10/31/2024	P9500-180-1029	10/24/2024	11/01/2024	10/31/2029
Ristorante Lucia	10/31/2024	P8500-114-1029	10/24/2024	11/01/2024	10/31/2029
Roza 2 LLC	No Previous Permit	P8500-117-0929	11/04/2024	11/04/2024	10/30/2029
The Royal Bobcat	No Previous Permit	P8500-118-0929	11/12/2024	11/12/2024	09/30/2029
Waterman LLC	No Previous Permit	P9200-410-0929	11/12/2024	11/12/2024	09/30/2029
Little Sister	11/30/2024	P8500-097-1129	11/19/2024	12/01/2024	11/30/2029
Long Live Beer Works, Inc.	11/30/2024	P3602-011-1129	11/19/2024	12/01/2024	11/30/2029
Providence Schools	11/30/2024	P8600-829-1129	11/19/2024	12/01/2024	11/30/2029
Providence Schools	11/30/2024	P8600-828-1129	11/19/2024	12/01/2024	11/30/2029
Aristocrat Dental Laboratory	11/30/2024	P9900-148-1129	11/20/2024	12/01/2024	11/30/2029
Hyde Park Burgers, LLC	11/30/2024	P8502-844-1129	11/20/2024	12/01/2024	11/30/2029
Laurelmead Cooperative Inc.	11/30/2024	P8600-825-1129	11/20/2024	12/01/2024	11/30/2029
Moran Transportation Industries, Inc.	11/30/2024	P5200-089-1129	11/20/2024	12/01/2024	11/30/2029
Carl M. Cotoia DDS	11/30/2024	P9400-474-1129	11/21/2024	12/01/2024	11/30/2029
Mansolillo Dental	11/30/2024	P9400-482-1129	11/21/2024	12/01/2024	11/30/2029
Pediatric Dentistry	11/30/2024	P9400-478-1129	11/21/2024	12/01/2024	11/30/2029
Wendy's (Mineral Spring)	11/30/2024	P8502-840-1129	11/21/2024	12/01/2024	11/30/2029
H&A Laundromat	11/30/2024	P9200-408-1129	11/22/2024	12/01/2024	11/30/2029
R.I. D.O.T.-Materials Testing	11/30/2024	P9500-178-1129	11/22/2024	12/01/2024	11/30/2029
R.I. Provision Company	11/30/2024	P3302-026-1129	11/22/2024	12/01/2024	11/30/2029
Starbucks	11/30/2024	P8500-123-1129	11/22/2024	12/01/2024	11/30/2029
Starbucks Coffee Company #7419	11/30/2024	P8500-122-1129	11/22/2024	12/01/2024	11/30/2029
Club Fantasies	11/30/2024	P8502-841-1129	11/26/2024	12/01/2024	11/30/2029
RISD - Washington Building	11/30/2024	P9902-146-1129	11/26/2024	12/01/2024	11/30/2029
Access Dental Care	12/31/2024	P9400-483-1229	12/10/2024	01/01/2025	12/31/2029
Den Den Korean Fried Chicken	12/31/2024	P8501-602-1229	12/10/2024	01/01/2025	12/31/2029
Pipeline Restaurant	12/31/2024	P8500-116-1229	12/10/2024	01/01/2025	12/31/2029
Happy Noodles LLC	No Previous Permit	P8500-120-1029	12/10/2024	12/10/2024	10/31/2029
Department of Administration	12/31/2024	P5200-089-1229	12/11/2024	01/01/2025	12/31/2029
Italia, LLC	12/31/2024	P8500-005-1229	12/11/2024	01/01/2025	12/31/2029
Ladder 133 Bar and Grill	12/31/2024	P8502-846-1229	12/11/2024	01/01/2025	12/31/2029
Perez-Smith LLC	12/31/2024	P8500-108-1229	12/11/2024	01/01/2025	01/29/2025
SC Restaurant, LLC	12/31/2024	P8500-119-1229	12/11/2024	01/01/2025	12/31/2029
Smith Hill Laundromat	12/31/2024	P9200-409-1229	12/11/2024	01/01/2025	12/31/2029
Venda Ravioli Inc. - 271 Atwells Avenue	12/31/2024	P8500-043-1229	12/11/2024	01/01/2025	12/31/2029
Choice Collision Center	12/31/2024	P9702-272-1229	12/12/2024	01/01/2025	12/31/2029
Manchester Street, LLC	12/31/2024	P2712-110-1229	12/12/2024	01/01/2025	12/31/2029
New Harvest Coffee Roasters	No Previous Permit	P8500-826-1126	12/12/2024	12/12/2024	12/12/2024
Ruby Thai Kitchen Providence Inc.	No Previous Permit	P8500-124-1029	12/12/2024	12/12/2024	10/31/2029
Zebra Technologies Corporation	No Previous Permit	P4200-194-1029	12/12/2024	12/12/2024	10/31/2029
NC Dental, Inc.	12/31/2024	P9400-485-1229	12/19/2024	01/01/2025	12/31/2029

***PERMIT ISSUANCE/REISSUANCE
ACTIVITIES***

BUCKLIN POINT

Permit Issuance / Reissuance Activities
Bucklin Point - 2024

User Name	Prior Permit	Permit	Issue Date	Effective Date	Expire Date
New England Paper Tube Co.	12/31/2023	B2402-067-1228	12/19/2023	01/01/2024	12/31/2028
Swan Cleaners	12/31/2023	B9200-185-1228	12/19/2023	01/01/2024	12/31/2028
Auto Parts Group Southwest LLC	12/31/2023	B4200-153-1228	12/20/2023	01/01/2024	12/31/2028
R1 Indoor Karting, LLC	12/31/2023	B8502-367-1228	12/20/2023	01/01/2024	12/31/2028
10 Old Dominion Operations, LLC	12/31/2023	B8600-222-1228	12/21/2023	01/01/2024	12/31/2028
Arigna Irish Pub	12/31/2023	B8502-369-1228	12/21/2023	01/01/2024	12/31/2028
Cumberland School Department	No Previous Permit	B8600-223-1128	01/09/2024	01/09/2024	11/30/2028
Hangry LLC	No Previous Permit	B8500-979-1128	01/17/2024	01/17/2024	11/30/2028
Rumford Retail Management LLC	No Previous Permit	B8500-974-0828	01/17/2024	01/17/2024	08/31/2028
German American Cultural Society	01/31/2024	B8500-970-0129	01/18/2024	02/01/2024	01/31/2029
HSRE-LCB I LLC	01/31/2024	B8600-219-0129	01/18/2024	02/01/2024	01/31/2029
Comfort Dental II	01/31/2024	B9400-213-0129	01/19/2024	02/01/2024	01/31/2029
Berben 21	No Previous Permit	B8500-981-1228	01/31/2024	01/31/2024	12/31/2028
Compare Foods	No Previous Permit	B8202-084-1128	01/31/2024	01/31/2024	11/30/2028
La Colombiana Bar & Grill, Segura Inc.	No Previous Permit	B8501-198-1128	01/31/2024	01/31/2024	11/30/2028
Pawtucket School Department	No Previous Permit	B8600-224-1228	02/09/2024	02/12/2024	12/31/2028
Minas Cafe II	No Previous Permit	B8501-199-1228	02/12/2024	02/12/2024	12/31/2028
H&R Paving and Excavation, Inc.	No Previous Permit	B8000-157-1228	02/15/2024	02/15/2024	12/31/2028
Pawtucket Soup Kitchen	02/29/2024	B8501-196-0229	02/21/2024	03/01/2024	02/28/2029
Blackstone Health	02/29/2024	B8600-221-0229	02/22/2024	03/01/2024	02/28/2029
Dufficy Enterprises, Inc.	02/29/2024	B8500-969-0229	02/22/2024	03/01/2024	02/28/2029
Ray Plante & Sons, Inc.	02/29/2024	B8000-156-0229	02/26/2024	03/01/2024	02/28/2029
Continental Plastics & Packaging	02/29/2024	B3502-017-0229	02/27/2024	03/01/2024	02/28/2029
Triple Cee LLC	No Previous Permit	B9200-188-1228	02/28/2024	02/28/2024	12/31/2028
Truck Pro LLC	02/29/2024	B9702-110-0229	02/28/2024	03/01/2024	02/28/2029
Extreme Clean Laundry	03/31/2024	B9200-187-0329	03/15/2024	04/01/2024	03/31/2029
Sparkle City Laundromat Inc.	03/31/2024	B9200-186-0329	03/15/2024	04/01/2024	03/31/2029
Len's Hot Dog Haven	03/31/2024	B8500-982-0329	03/19/2024	04/01/2024	03/31/2029
Phoenix Converting Corporation	03/31/2024	B5900-027-0329	03/19/2024	04/01/2024	03/31/2029
Rosco Manufacturing, LLC	03/31/2024	B4200-154-0329	03/19/2024	04/01/2024	03/31/2029
Mudstone Studios	No Previous Permit	B9900-090-0129	03/20/2024	03/20/2024	01/31/2029
Tuxpan LLC	No Previous Permit	B8502-370-0129	03/20/2024	03/20/2024	01/31/2029
Tugas Restaurant & Catering	03/31/2024	B8500-973-0329	03/20/2024	04/01/2024	03/31/2029
434 Broadway, Inc.	No Previous Permit	B8501-200-0229	03/25/2024	03/25/2024	02/28/2029
One Neighborhood Builders	No Previous Permit	B8600-225-0129	03/26/2024	03/26/2024	01/31/2029
Lin's Home Inc.	No Previous Permit	B8500-986-0229	04/10/2024	04/10/2024	02/28/2029
Sunshine Creamery	04/30/2024	B8500-978-0429	04/17/2024	05/01/2024	04/30/2029
Dental Solutions	No Previous Permit	B9400-220-0229	04/22/2024	04/22/2024	03/31/2029
Xin Rui LLC d/b/a Auli's Panda	No Previous Permit	B8500-987-0329	04/22/2024	04/22/2024	03/31/2029
Howley Bread Group	04/30/2024	B8502-372-0429	04/22/2024	05/01/2024	04/30/2029
Faria Meat Market, LLC	No Previous Permit	B8202-085-0229	04/23/2024	04/23/2024	02/28/2029
Gerard A. Belhumeur, DDS	04/30/2024	B9400-215-0429	04/23/2024	05/01/2024	04/30/2029
Enotap LLC	No Previous Permit	B3402-034-0229	04/24/2024	04/24/2024	06/12/2024

Permit Issuance / Reissuance Activities
Bucklin Point - 2024

User Name	Prior Permit	Permit	Issue Date	Effective Date	Expire Date
Ming's Asian Street Food LLC	No Previous Permit	B8500-985-0229	04/24/2024	04/24/2024	02/28/2029
Double Dragon	04/30/2024	B8500-980-0429	04/24/2024	05/01/2024	04/30/2029
Fortune House	04/30/2024	B8502-368-0429	04/24/2024	05/01/2024	04/30/2029
SPHOD	04/30/2024	B8501-197-0429	04/24/2024	05/01/2024	04/30/2029
Compassionate Care Veterinary Clinic	04/30/2024	B9900-087-0429	04/25/2024	05/01/2024	04/30/2029
Vicor Corporation	04/30/2024	B4902-009-0429	04/25/2024	05/01/2024	04/30/2029
Cumberland School Department	No Previous Permit	B8600-230-0329	04/26/2024	04/26/2024	03/31/2029
On the Go Laundry LLC	No Previous Permit	B9200-189-0229	04/26/2024	04/26/2024	02/28/2029
Express Phoenix	No Previous Permit	B8500-990-0329	05/08/2024	05/08/2024	03/31/2029
Eaton Corporation	05/31/2024	B4100-030-0529	05/08/2024	06/01/2024	05/31/2029
Kpot	No Previous Permit	B8502-373-0329	05/10/2024	05/10/2024	03/31/2029
Drs. Ward and Vaudry	05/31/2024	B9400-216-0529	05/10/2024	06/01/2024	05/31/2029
Cumberland School Department	No Previous Permit	B8600-229-0329	05/20/2024	05/20/2024	03/31/2029
McMillan Metals LLC	No Previous Permit	B4100-031-1226	05/20/2024	05/20/2024	12/31/2026
Dimitri Ganim, DDS	05/31/2024	B9400-217-0529	05/20/2024	06/01/2024	05/31/2029
Hindley Manufacturing Company	05/31/2024	B1104-030-0529	05/20/2024	06/01/2024	05/31/2029
New England Authentic Eats LLC	05/31/2024	B8500-977-0529	05/20/2024	06/01/2024	05/31/2029
Cintas Corporation	05/31/2024	B2512-019-0529	05/22/2024	06/01/2024	05/31/2029
Cumberland Farms, Inc.	05/31/2024	B8500-992-0529	05/24/2024	06/01/2024	05/31/2029
Hart Engineering Corporation - BP Tunnel Pump Station	No Previous Permit	B4012-040-0429	06/03/2024	06/03/2024	04/30/2029
Aspen Aerogels Rhode Island, LLC	06/12/2024	B3206-003-0426	06/12/2024	06/12/2024	04/30/2026
RI Septic and Cesspool	No Previous Permit	B8000-158-0429	06/17/2024	06/17/2024	04/30/2029
Sarcastic Sweets	No Previous Permit	B8102-140-0429	06/18/2024	06/18/2024	04/30/2029
Aladdin Club	06/30/2024	B8500-994-0629	06/18/2024	07/01/2024	06/30/2029
CVS Caremark Corp. (2100 Highland Drive)	06/30/2024	B8600-234-0629	06/18/2024	07/01/2024	06/30/2029
D.E. Foods, LLC	No Previous Permit	B8502-374-0429	06/24/2024	06/24/2024	04/30/2029
Accent Plating Company	06/30/2024	B1106-082-0629	06/25/2024	07/01/2024	06/30/2029
Blackstone Valley Community Health	06/30/2024	B9400-219-0629	06/25/2024	07/01/2024	06/30/2029
Camila's Mini Market	No Previous Permit	B8202-086-0429	06/27/2024	06/27/2024	04/30/2029
S&M Group, LLC	No Previous Permit	B8500-996-0529	06/27/2024	06/27/2024	05/31/2029
Tourister Dental Associates	No Previous Permit	B9400-226-0529	07/09/2024	07/09/2024	05/31/2029
Boys and Girls Club of Pawtucket	06/30/2024	B8600-228-0629	07/11/2024	07/11/2024	06/30/2029
Central Auto Radiator, Inc.	07/31/2024	B5902-028-0729	07/15/2024	08/01/2024	07/31/2029
William W. Tripp Funeral Home, Inc.	07/31/2024	B9600-066-0729	07/15/2024	08/01/2024	07/31/2029
Burton M. Ogata, D.M.D	07/31/2024	B9400-218-0729	07/17/2024	08/01/2024	07/31/2029
Jeanne Jugan Residence	07/31/2024	B8600-226-0729	07/17/2024	08/01/2024	07/31/2029
Splish Splash Laundromat	07/31/2024	B9200-190-0729	07/17/2024	08/01/2024	07/31/2029
RIDCO Casting Co.	07/31/2024	B5300-043-0729	07/18/2024	08/01/2024	07/31/2029
Just Like Nana's LLC	No Previous Permit	B8102-143-0529	07/25/2024	07/25/2024	05/31/2029
Mother Earth Wellness	No Previous Permit	B4400-032-0629	07/25/2024	07/25/2024	06/30/2029
Hazel Origin Coffee	No Previous Permit	B8500-998-0629	07/26/2024	07/26/2024	06/30/2029
Phantom Farms	No Previous Permit	B8500-999-0629	07/31/2024	07/31/2024	06/30/2029
Hasbro, Inc.	08/31/2024	B8602-227-0829	08/05/2024	09/01/2024	08/31/2029

Permit Issuance / Reissuance Activities
Bucklin Point - 2024

User Name	Prior Permit	Permit	Issue Date	Effective Date	Expire Date
Paul G. Roque, DDS	08/31/2024	B9400-223-0829	08/05/2024	09/01/2024	08/31/2029
Rafael Enterprises LLC	08/31/2024	B8500-984-0829	08/05/2024	09/01/2024	08/31/2029
Cinemaworld of Florida	08/31/2024	B8502-375-0829	08/06/2024	09/01/2024	08/31/2029
Roast House Pub and Restaurant	08/31/2024	B8502-371-0829	08/06/2024	09/01/2024	08/31/2029
International Charter School	08/31/2024	B8600-231-0829	08/07/2024	08/07/2024	08/07/2029
Magic Screen Printing	No Previous Permit	B9902-092-0629	08/07/2024	08/07/2024	06/30/2029
Highland Dental Group, Inc.	08/31/2024	B9400-222-0829	08/07/2024	09/01/2024	08/31/2029
Patrona Restaurant and Lounge	No Previous Permit	B8501-203-0729	08/21/2024	08/21/2024	07/31/2029
WatULike LLC	No Previous Permit	B8102-144-0629	08/23/2024	08/23/2024	07/30/2029
Wise Guys Deli (Cumberland)	No Previous Permit	B8500-003-0729	08/23/2024	08/23/2024	07/31/2029
Bright Dents, LLC	No Previous Permit	B9400-221-0729	08/27/2024	08/27/2024	07/31/2029
Boss Pizza & Grill	No Previous Permit	B8500-006-0729	09/03/2024	10/01/2024	09/30/2029
Rhode Island Donuts, LLC	09/30/2024	B8500-993-0929	09/03/2024	10/01/2024	09/30/2029
Cumberland Farms	09/30/2024	B8500-991-0929	09/04/2024	10/01/2024	09/30/2029
Pedro Teixeira, DDS	09/30/2024	B9400-225-0929	09/04/2024	10/01/2024	09/30/2029
Hyde Park Burgers, LLC	09/30/2024	B8502-377-0929	09/05/2024	10/01/2024	09/30/2029
J&N Foods, Inc.	09/30/2024	B8500-995-0929	09/05/2024	10/01/2024	09/30/2029
Poly/Sperse, Corp.	09/30/2024	B2202-026-0929	09/05/2024	10/01/2024	09/30/2029
The Salvation Army	09/30/2024	B8501-202-0929	09/05/2024	10/01/2024	09/30/2029
Smug Brewery Co. LLC	09/30/2024	B3602-012-0929	09/06/2024	10/01/2024	09/30/2029
Teknor Apex Company	09/30/2024	B2712-097-0929	09/06/2024	10/01/2024	09/30/2029
La Herradura Taqueria	09/30/2024	B8500-988-0929	09/09/2024	10/01/2024	09/30/2029
Oak Hill Center for Rehabilitation and Health Care LLC	09/30/2024	B8600-335-0929	09/11/2024	10/01/2024	09/30/2029
Stop & Shop Supermarket #710	09/30/2024	B8204-089-0929	09/11/2024	10/01/2024	09/30/2029
Carlisle Coatings and Waterproofing, Inc.	09/30/2024	B4200-156-0929	09/16/2024	10/01/2024	09/30/2029
Seabra Foods III, Inc.	09/30/2024	B8204-087-0929	09/16/2024	10/01/2024	09/30/2029
Stop & Shop Supermarket #704	09/30/2024	B8204-088-0929	09/16/2024	10/01/2024	09/30/2029
Blackstone Donuts, Inc.	09/30/2024	B8500-989-0929	09/17/2024	10/01/2024	09/30/2029
Chi Foods, LLC	09/30/2024	B8100-141-0929	09/17/2024	10/01/2024	09/30/2029
Dental Group of Pawtucket	09/30/2024	B9400-224-0929	09/17/2024	10/01/2024	09/30/2029
Tanury Industries PVD, Inc.	09/30/2024	B1112-100-0929	09/17/2024	10/01/2024	09/30/2029
Conopco, Inc. (Site #1)	09/30/2024	B4012-041-0829	09/30/2024	09/30/2024	08/31/2029
Scituate Portable Restrooms, Inc.	No Previous Permit	B8000-160-0829	10/01/2024	10/01/2024	08/31/2029
Hope Valley Industries	No Previous Permit	B4200-158-0729	10/02/2024	10/02/2024	07/31/2029
Pilon at Lefoyer	No Previous Permit	B8500-007-0829	10/02/2024	10/02/2024	08/31/2029
Precise Products Company	No Previous Permit	B4200-159-0729	10/02/2024	10/02/2024	07/31/2029
B+M Clambake Co.	No Previous Permit	B8500-010-0829	10/03/2024	10/03/2024	08/29/2029
Spanish Wholesale	No Previous Permit	B8102-146-0729	10/03/2024	10/03/2024	07/31/2029
Central Falls School District	No Previous Permit	B8600-337-0829	10/09/2024	10/09/2024	08/31/2029
Yovani's Pizza	10/31/2024	B8500-983-1029	10/15/2024	11/01/2024	10/31/2029
Alves and Sons Bakery	10/31/2024	B8102-142-1029	10/17/2024	11/01/2024	10/31/2029
MAG Ventures, Inc.	10/31/2024	B9702-111-1029	10/17/2024	11/01/2024	10/31/2029
Piatek Machine Co., Inc.	10/31/2024	B4200-160-1029	10/17/2024	11/01/2024	10/31/2029

Permit Issuance / Reissuance Activities
Bucklin Point - 2024

User Name	Prior Permit	Permit	Issue Date	Effective Date	Expire Date
JM of Lincoln LLC	No Previous Permit	B8500-011-0829	10/18/2024	10/18/2024	08/31/2029
Baja's Mexican Grill	10/31/2024	B8500-004-1029	10/18/2024	11/01/2024	10/31/2029
El Salvador Bakery	10/31/2024	B8102-145-1029	10/18/2024	11/01/2024	10/31/2029
Philip J. Calabro, D.M.D.	10/31/2024	B9400-227-1029	10/21/2024	11/01/2024	10/31/2029
Sakis Pizza (Cumberland)	10/31/2024	B8500-012-1029	10/21/2024	11/01/2024	10/31/2029
Whittet-Higgins Company	10/31/2024	B4200-157-1029	10/21/2024	11/01/2024	10/31/2029
APBVP, Inc.	10/31/2024	B8501-201-1029	10/23/2024	11/01/2024	10/31/2029
Charles E. Shea High School	10/31/2024	B8600-232-1029	10/23/2024	11/01/2024	10/31/2029
Violet SNF Holdco LLC	No Previous Permit	B8600-339-0929	10/24/2024	10/24/2024	09/30/2029
Colbea Enterprises LLC	10/31/2024	B9702-112-1029	10/24/2024	11/01/2024	10/31/2029
Magallan Inc.	10/31/2024	B8502-378-1029	10/24/2024	11/01/2024	10/31/2029
Finish Line Car Wash, LLC	No Previous Permit	B9702-113-0929	11/13/2024	11/13/2024	09/30/2029
Seven Cray Street Realty Corp	11/30/2024	B8500-014-1129	11/19/2024	12/01/2024	11/30/2029
Silver Fern Practice LLC	11/30/2024	B8900-025-1129	11/20/2024	12/01/2024	11/30/2029
Cumberland School Department	11/30/2024	B8600-233-1129	11/21/2024	12/01/2024	11/30/2029
Michael Healy Designs, Inc.	11/30/2024	B4200-155-1129	11/21/2024	12/01/2024	11/30/2029
Mirror Image, Inc.	11/30/2024	B9902-091-1129	11/21/2024	12/01/2024	11/30/2029
SPSR Inc.	11/30/2024	B8502-376-1129	11/21/2024	12/01/2024	11/30/2029
Coia Sanitation Services	11/30/2024	B8000-159-1129	11/22/2024	12/01/2024	11/30/2029
A+J Enterprises, LLC	11/30/2024	B8500-017-1129	11/26/2024	12/01/2024	11/30/2029
Notes Coffee Co.	11/30/2024	B8500-002-1129	11/26/2024	12/01/2024	11/30/2029
Sarkis Hagopian Enterprises LLC	11/30/2024	B8500-001-1129	11/26/2024	12/01/2024	11/30/2029
The Wendy's Company (Broad)	11/30/2024	B8502-379-1129	11/26/2024	12/01/2024	11/30/2029
BEST Engineered Surface Technologies, LLC	12/31/2024	B1106-083-1229	12/10/2024	01/01/2025	12/31/2029
Splash Snack Bar and Grill	12/31/2024	B8500-997-1229	12/10/2024	01/01/2025	12/31/2029
Colbea Enterprises, L.L.C.	No Previous Permit	B8500-016-1029	12/10/2024	12/10/2024	10/31/2029
El Gran Jaguar	No Previous Permit	B8500-018-1029	12/10/2024	12/10/2024	10/31/2029
Igus, Inc	No Previous Permit	B4200-161-0929	12/10/2024	12/10/2024	09/30/2029
Royal Car Wash	No Previous Permit	B9702-114-0929	12/10/2024	12/10/2024	09/30/2029
593 Mineral Spring Avenue Associates, LLC	12/31/2024	B8600-338-1229	12/11/2024	01/01/2025	12/31/2029
Bubble Wash	12/31/2024	B9200-191-1229	12/11/2024	01/01/2025	12/31/2029
Ja Patty RI LLC	12/31/2024	B8102-147-1229	12/19/2024	01/01/2025	12/31/2029

ATTACHMENT VOLUME II

SECTION 3

USER INSPECTION HISTORY

USER INSPECTION HISTORY

FIELD'S POINT

User Inspection History
Field's Point - 2024

Company Name	Category	Significant	Inspected By	Date	Inspected Type
1029 Charles Street	78	No	Rebecca J. Songolo	12/30/2024	Industrial Area
1029 Charles Street	78	No	Nathan P. Daggett	12/30/2024	Industrial Area
166 Valley Street Complexes	78	No	Jared Urban	11/15/2024	Industrial Area
2 Brothers Family Pizza, Inc.	71	No	Meghan Healy	03/21/2024	Follow Up
271 Tockwotten Partners LLC	36	Yes	Jared Urban	12/02/2024	Follow Up
271 Tockwotten Partners LLC	36	Yes	N/A	10/31/2024	Sample
271 Tockwotten Partners LLC	36	Yes	Jared Urban	10/02/2024	Annual
271 Tockwotten Partners LLC	36	Yes	Jared Urban	08/23/2024	Follow Up
271 Tockwotten Partners LLC	36	Yes	Jared Urban	05/31/2024	Follow Up
271 Tockwotten Partners LLC	36	Yes	N/A	04/02/2024	Sample
285-375 Valley Street / Crawford Seed	78	No	Kyle C. Gannon	12/24/2024	Industrial Area
383 Corporation - First Floor	85	No	Nathan P. Daggett	08/30/2024	Follow Up
383 Corporation - Second Floor	85	No	Nathan P. Daggett	08/30/2024	Follow Up
383 Corporation - Third Floor	85	No	Nathan P. Daggett	08/30/2024	Follow Up
387-389 Charles Street	78	No	Victoria Dinh	11/20/2024	Industrial Area
387-389 Charles Street	78	No	Meghan Healy	11/20/2024	Industrial Area
39 Manton Avenue	78	No	Nathan P. Daggett	03/13/2024	Industrial Area
39 Manton Avenue	78	No	Kyle C. Gannon	03/13/2024	Industrial Area
415-555 Valley Street / 10 Eagle Street	78	No	Victoria Dinh	12/24/2024	Industrial Area
415-555 Valley Street / 10 Eagle Street	78	No	Michael McBurney	12/24/2024	Industrial Area
475 Harris Avenue	78	No	Michael McBurney	12/24/2024	Industrial Area
475 Harris Avenue	78	No	Victoria Dinh	12/24/2024	Industrial Area
699 Market, LLC d/b/a Superfresh	82	No	Travis Costa	03/18/2024	Initial Inspection
7-Eleven Inc. (Broad Street)	85	No	Jared Urban	03/13/2024	Follow Up
A & F Plating Company	11	Yes	Nathan P. Daggett	12/10/2024	Follow Up
A & F Plating Company	11	Yes	N/A	09/17/2024	Sample
A & F Plating Company	11	Yes	Nathan P. Daggett	08/15/2024	Annual
A & F Plating Company	11	Yes	Nathan P. Daggett	06/04/2024	Follow Up
A & F Plating Company	11	Yes	Nathan P. Daggett	03/26/2024	Follow Up
A & F Plating Company	11	Yes	N/A	03/18/2024	Sample
A & F Plating Company	11	Yes	N/A	01/17/2024	Sample
A Duie Pyle, Inc.	37	No	Nathan P. Daggett	12/06/2024	Follow Up
A Duie Pyle, Inc.	37	No	Nathan P. Daggett	05/20/2024	Follow Up
A Sad Boi	36	No	Jared Urban	12/02/2024	Follow Up
A Sad Boi	36	No	Victoria Dinh	06/05/2024	Follow Up
AAA Northeast Warehouse/Fleet Operations	37	No	Victoria Dinh	12/06/2024	Follow Up
AAA Northeast Warehouse/Fleet Operations	37	No	Jayna R. McCarvill	06/12/2024	Follow Up
AAMCO Transmission	42	No	Travis Costa	12/03/2024	Follow Up
AAMCO Transmission	42	No	Travis Costa	10/22/2024	Follow Up
AAMCO Transmission	42	No	Travis Costa	05/29/2024	Follow Up
AAMCO Transmission	42	No	Travis Costa	02/07/2024	Follow Up
Acorn LLC	85	No	Victoria Dinh	09/04/2024	Initial Inspection
Admiral Packaging	42	No	Jared Urban	12/11/2024	Follow Up
Admiral Packaging	42	No	Jared Urban	06/14/2024	Follow Up
Adolph Meller Company	27	No	Travis Costa	12/10/2024	Follow Up
Adolph Meller Company	27	No	Travis Costa	06/07/2024	Follow Up
Advanced Dental Care	94	No	Travis Costa	09/10/2024	Follow Up
Agora E Aminha Vez LLC	74	No	Jared Urban	11/15/2024	Meeting
Aipso	86	No	Meghan Healy	08/30/2024	Follow Up
Al Son De Mi Barrio	85	No	Victoria Dinh	03/07/2024	Initial Inspection
Albo LLC	85	No	Jared Urban	12/31/2024	Follow Up
Albo LLC	85	No	Jared Urban	03/27/2024	Follow Up
Al-Jac Produce	33	No	Kyle C. Gannon	12/02/2024	Follow Up
Al-Jac Produce	33	No	Kyle C. Gannon	05/21/2024	Follow Up
Allens Ave Donuts, LLC	85	No	Victoria Dinh	09/24/2024	Follow Up
Allied Group, LLC	24	No	Kyle C. Gannon	11/25/2024	Follow Up

User Inspection History
Field's Point - 2024

Company Name	Category	Significant	Inspected By	Date	Inspected Type
Allied Group, LLC	24	No	Kyle C. Gannon	05/20/2024	Follow Up
Alloy Holdings, LLC	43	Yes	Jared Urban	12/10/2024	Follow Up
Alloy Holdings, LLC	43	Yes	N/A	07/25/2024	Sample
Alloy Holdings, LLC	43	Yes	Jared Urban	07/12/2024	Annual
Alloy Holdings, LLC	43	Yes	N/A	02/20/2024	Sample
Alpine Auto Body, Inc.	97	No	Travis Costa	09/19/2024	Follow Up
Alpine Auto Body, Inc.	97	No	Travis Costa	07/10/2024	Follow Up
Aluminum & Copper Recycling, Inc.	42	No	Alejandra Tobon	12/10/2024	Follow Up
Aluminum & Copper Recycling, Inc.	42	No	Kyle C. Gannon	12/10/2024	Follow Up
Aluminum & Copper Recycling, Inc.	42	No	Nathan P. Daggett	05/22/2024	Follow Up
Alviti Link-All, Inc.	42	No	Travis Costa	12/19/2024	Follow Up
Alviti Link-All, Inc.	42	No	Travis Costa	06/07/2024	Follow Up
Amring Worldwide	24	No	Kyle C. Gannon	12/09/2024	Follow Up
Amring Worldwide	24	No	Kyle C. Gannon	06/12/2024	Follow Up
Anchor Toffee LLC	33	No	Victoria Dinh	12/03/2024	Follow Up
Anchor Toffee LLC	33	No	Jayna R. McCarvill	05/28/2024	Follow Up
Annex Plating	41	No	Kyle C. Gannon	12/03/2024	Follow Up
Annex Plating	41	No	Kyle C. Gannon	08/28/2024	Follow Up
Annex Plating	41	No	Kyle C. Gannon	05/28/2024	Follow Up
Anthony's Auto Body	97	No	Travis Costa	04/23/2024	Follow Up
Antonelli Poultry	33	No	Victoria Dinh	12/04/2024	Follow Up
Antonelli Poultry	33	No	Victoria Dinh	06/11/2024	Follow Up
Apac Tool, Inc.	46	No	Kyle C. Gannon	12/03/2024	Follow Up
Apac Tool, Inc.	46	No	Kyle C. Gannon	05/28/2024	Follow Up
Arcane Mead & Winery	36	No	Jared Urban	08/20/2024	Meeting
Archangel Michael Inc.	85	No	Meghan Healy	07/18/2024	Follow Up
Arden Jewelry Mfg, Co.	71	No	Jared Urban	06/12/2024	Follow Up
Arigna Irish Pub	85	No	Travis Costa	10/04/2024	Initial Inspection
Armbrust International, Ltd.	11	Yes	Jared Urban	12/11/2024	Follow Up
Armbrust International, Ltd.	11	Yes	Jared Urban	08/01/2024	Follow Up
Armbrust International, Ltd.	11	Yes	N/A	07/17/2024	Sample
Armbrust International, Ltd.	11	Yes	Caitlyn L. Vallee	01/24/2024	Annual
Armbrust International, Ltd.	11	Yes	N/A	01/18/2024	Sample
Aro-Sac, Inc.	42	No	Kyle C. Gannon	12/03/2024	Follow Up
Aro-Sac, Inc.	42	No	Kyle C. Gannon	05/23/2024	Follow Up
AS220 - Print Shop	24	No	Victoria Dinh	12/23/2024	Follow Up
AS220 - Print Shop	24	No	Jayna R. McCarvill	06/13/2024	Follow Up
ASP & Training Inc.	85	No	Jared Urban	08/29/2024	Meeting
ASP & Training Inc.	85	No	Jared Urban	07/12/2024	Follow Up
ASP & Training Inc.	85	No	Jared Urban	02/27/2024	Follow Up
Aspen Dental Management, Inc.	94	No	Travis Costa	07/12/2024	Follow Up
Atamian Manufacturing Corp.	21	No	Jared Urban	11/26/2024	Follow Up
Atamian Manufacturing Corp.	21	No	Jared Urban	06/03/2024	Follow Up
Atlantic Gladstone Realty, LLC.	53	No	Kyle C. Gannon	11/25/2024	Follow Up
Atlantic Gladstone Realty, LLC.	53	No	Kyle C. Gannon	05/20/2024	Follow Up
Atlantic Mills Complex - Manton Avenue	78	No	Michael McBurney	01/09/2024	Industrial Area
Atlantic Mills Complex - Manton Avenue	78	No	Kyle C. Gannon	01/09/2024	Industrial Area
Atwells Ave Donuts, LLC	85	No	Meghan Healy	01/08/2024	Follow Up
Atwells Realty Corporation	85	No	Alejandra Tobon	10/08/2024	Follow Up
Atwood Car Wash	97	No	Alejandra Tobon	10/15/2024	Follow Up
Atwood Donuts, LLC	85	No	Victoria Dinh	02/07/2024	Follow Up
Aura Accessories LLC	42	No	Jared Urban	12/05/2024	Follow Up
Aura Accessories LLC	42	No	Jared Urban	07/12/2024	Initial Inspection
Auto Parts Group Southwest, LLC.	42	No	Nathan P. Daggett	12/06/2024	Follow Up
Auto Parts Group Southwest, LLC.	42	No	Nathan P. Daggett	05/20/2024	Follow Up
Aznet, LLC	71	No	Travis Costa	07/12/2024	Follow Up

User Inspection History
Field's Point - 2024

Company Name	Category	Significant	Inspected By	Date	Inspected Type
Aznet, LLC	71	No	Travis Costa	05/21/2024	Follow Up
B&D, LLC	85	No	Jared Urban	01/08/2024	Follow Up
B. Deltoro & Sons, Inc.	33	No	Victoria Dinh	12/03/2024	Follow Up
B. Deltoro & Sons, Inc.	33	No	Victoria Dinh	05/22/2024	Follow Up
Bacco Vino & Contorni	85	No	Meghan Healy	03/08/2024	Follow Up
Baffoni's Poultry Farm	33	No	Alejandra Tobon	12/18/2024	Follow Up
Baffoni's Poultry Farm	33	No	Michael McBurney	06/11/2024	Follow Up
Baja's Grill Express	85	No	Meghan Healy	08/29/2024	Follow Up
Baja's Taqueria	71	No	Jayna R. McCarvill	01/25/2024	Follow Up
Baja's Taqueria	85	No	Jayna R. McCarvill	01/25/2024	Initial Inspection
Balise CW Johnston, LLC	97	No	Travis Costa	08/16/2024	Meeting
Balise CW Johnston, LLC	97	No	Kyle C. Gannon	03/11/2024	Meeting
Balise CW Johnston, LLC	97	No	Kyle C. Gannon	02/06/2024	Meeting
Ballard Mack Sales and Service of RI	37	No	Meghan Healy	12/12/2024	Follow Up
Barkan Management Company, Inc., AMO	74	No	Alejandra Tobon	09/19/2024	Initial Inspection
Bay Foods, Inc.	85	No	Meghan Healy	10/24/2024	Follow Up
Bayside Foods, Inc.	33	No	Jared Urban	12/02/2024	Follow Up
Bayside Foods, Inc.	33	No	Jared Urban	06/14/2024	Follow Up
Beautiful Beginnings Childcare Center	86	No	Travis Costa	10/04/2024	Follow Up
Beautiful Beginnings Childcare Center	86	No	Travis Costa	02/15/2024	Follow Up
Bella Luna, LLC	85	No	Victoria Dinh	09/30/2024	Follow Up
Benefit Dental Care, LLC	94	No	Caitlyn L. Vallee	03/14/2024	Follow Up
Benefit Dental Care, LLC	94	No	Caitlyn L. Vallee	02/26/2024	Follow Up
Bentley Companies	34	Yes	Kerry M. Britt	08/08/2024	Follow Up
Bentley Companies	34	Yes	Jared Urban	06/28/2024	Meeting
Bentley Companies	34	Yes	Jared Urban	05/23/2024	Follow Up
Bentley Companies	34	Yes	Jared Urban	04/18/2024	Annual
Bentley Companies	34	Yes	N/A	04/17/2024	Sample
Bentley Companies	34	Yes	Jared Urban	03/06/2024	Meeting
Big Bites American Diner	71	No	Victoria Dinh	01/31/2024	Initial Inspection
Bites by Bre	85	No	Travis Costa	04/25/2024	Follow Up
Bitumar USA	71	No	Caitlyn L. Vallee	01/17/2024	Follow Up
Blossom Laundry Inc.	92	No	Kyle C. Gannon	10/09/2024	Follow Up
Blossom Laundry, Inc.	97	No	Kyle C. Gannon	10/09/2024	Follow Up
Blossom Laundry, Inc.	97	No	Kyle C. Gannon	08/27/2024	Meeting
Blossom Laundry, Inc.	97	No	Kyle C. Gannon	03/13/2024	Initial Inspection
Blush Bakeshop, LLC	71	No	Victoria Dinh	01/11/2024	Follow Up
Bom Bom Nutrition	85	No	Jared Urban	02/28/2024	Follow Up
Borrelli's Bakery	81	No	Victoria Dinh	10/09/2024	Follow Up
Branch Avenue Donuts, Inc.	85	No	Victoria Dinh	07/31/2024	Follow Up
Branch Avenue Industrial Area	78	No	Jared Urban	11/21/2024	Industrial Area
Brother & Moffat LLC	85	No	Michael McBurney	08/06/2024	Meeting
Brother & Moffat LLC	85	No	Michael McBurney	08/05/2024	Meeting
Brown Bee Coffee	85	No	Travis Costa	11/06/2024	Follow Up
Brown Bee Coffee	85	No	Travis Costa	07/10/2024	Follow Up
Brown Bee Coffee	85	No	Travis Costa	02/07/2024	Initial Inspection
Brown University - 70 Ship Street	40	No	Travis Costa	12/04/2024	Follow Up
Brown University - 70 Ship Street	40	No	Travis Costa	06/07/2024	Follow Up
Brown University - 70 Ship Street	40	No	Travis Costa	05/16/2024	Follow Up
Brown University - Central Heat Plant	52	No	Travis Costa	12/04/2024	Follow Up
Brown University - Central Heat Plant	52	No	Travis Costa	06/07/2024	Follow Up
Brown University - Diman & Wayland House	86	No	Travis Costa	11/20/2024	Follow Up
Brown University - Graduate Center	86	No	Travis Costa	11/20/2024	Follow Up
Brown University - Keeney Quad	86	No	Travis Costa	11/20/2024	Follow Up
Brown University - Sears House	86	No	Travis Costa	11/20/2024	Follow Up
Brown University - Wriston Quad	86	No	Travis Costa	11/20/2024	Follow Up

User Inspection History
Field's Point - 2024

Company Name	Category	Significant	Inspected By	Date	Inspected Type
Brown University- Alumnae Hall	84	No	Travis Costa	06/07/2024	Follow Up
Brown University- Harkness House	86	No	Travis Costa	11/20/2024	Follow Up
Brown University-Watson Center	84	No	Travis Costa	12/04/2024	Follow Up
Brown University-Watson Center	84	No	Travis Costa	06/07/2024	Follow Up
BTP LLC (Hope Street)	85	No	Victoria Dinh	11/18/2024	Follow Up
Bubbie's Market & Deli	85	No	Jared Urban	03/27/2024	Follow Up
Bubble Tea House	85	No	Alejandra Tobon	10/08/2024	Follow Up
Burger Domination LLC	85	No	Alejandra Tobon	12/31/2024	Follow Up
Buttonwoods Craft Brewing LLC	36	No	Victoria Dinh	05/09/2024	Initial Inspection
Caliente Mexican Grill	85	No	Travis Costa	05/21/2024	Follow Up
Caliente Mexican Grill	85	No	Travis Costa	08/14/2024	Follow Up
CAMRAC, LLC	37	No	Nathan P. Daggett	11/26/2024	Follow Up
CAMRAC, LLC	37	No	Nathan P. Daggett	05/21/2024	Follow Up
CAMRAC, LLC. (Johnston)	37	No	Nathan P. Daggett	11/26/2024	Follow Up
CAMRAC, LLC. (Johnston)	37	No	Nathan P. Daggett	05/21/2024	Follow Up
Capriccio's Restaurant	85	No	Jared Urban	01/30/2024	Follow Up
Carlo LLC	97	No	Michael McBurney	05/07/2024	Meeting
Carol & Mario's Catering Inc.	85	No	Nathan P. Daggett	09/18/2024	Initial Inspection
Casa Noble	85	No	Nathan P. Daggett	10/28/2024	Initial Inspection
Caserta Pizzeria	85	No	Victoria Dinh	01/11/2024	Follow Up
Cathedral Art Metal Co., Inc.	60	No	Alejandra Tobon	12/12/2024	Follow Up
Cathedral Art Metal Co., Inc.	60	No	Jared Urban	06/03/2024	Follow Up
Central Industrial Park	78	No	Michael McBurney	05/02/2024	Industrial Area
Central Industrial Park	78	No	Jared Urban	05/02/2024	Industrial Area
Chalkstone Supermarket	82	No	Jared Urban	07/25/2024	Follow Up
Charles Laundromat	92	No	Michael McBurney	12/17/2024	Meeting
Chef Yao Restaurant	85	No	Travis Costa	10/08/2024	Meeting
Chelo's (Providence)	85	No	Jared Urban	04/29/2024	Follow Up
Chengdu Taste	85	No	Jared Urban	03/25/2024	Follow Up
Cheng's Kitchen	85	No	Jayna R. McCarvill	05/09/2024	Follow Up
China Wok	85	No	Victoria Dinh	03/19/2024	Follow Up
Chipotle Mexican Grill	85	No	Travis Costa	09/23/2024	Initial Inspection
Chomp PVD, LLC	85	No	Jared Urban	05/30/2024	Follow Up
Christopher Realty Corp.	85	No	Alejandra Tobon	10/28/2024	Follow Up
Cibao Supermarket	71	No	Alejandra Tobon	12/31/2024	Follow Up
Cilanter	85	No	Travis Costa	06/25/2024	Meeting
Cisco's Pizza	85	No	Jared Urban	04/22/2024	Follow Up
Cityline Dental	94	No	Travis Costa	08/06/2024	Follow Up
Coca-Cola Beverages Northeast, Inc.	37	No	Travis Costa	12/12/2024	Follow Up
Coca-Cola Beverages Northeast, Inc.	37	No	Travis Costa	06/05/2024	Follow Up
Coffee Plus Snack Bar V.F.#68	85	No	Alejandra Tobon	10/15/2024	Follow Up
Coin-Op - Providence	92	No	Victoria Dinh	03/28/2024	Follow Up
Colbea Enterprises, LLC	60	No	Victoria Dinh	05/24/2024	Meeting
Colbea Enterprises, LLC (Hartford Avenue)	97	No	Nathan P. Daggett	09/18/2024	Follow Up
Contech Medical, Inc.	43	No	Alejandra Tobon	12/13/2024	Follow Up
Contech Medical, Inc.	43	No	Nathan P. Daggett	05/28/2024	Follow Up
Contract Specialties, Inc.	11	Yes	Nathan P. Daggett	12/10/2024	Follow Up
Contract Specialties, Inc.	11	Yes	Nathan P. Daggett	09/12/2024	Follow Up
Contract Specialties, Inc.	11	Yes	N/A	07/16/2024	Sample
Contract Specialties, Inc.	11	Yes	Nathan P. Daggett	06/04/2024	Follow Up
Contract Specialties, Inc.	11	Yes	Nathan P. Daggett	03/14/2024	Annual
Contract Specialties, Inc.	11	Yes	N/A	02/22/2024	Sample
Cooperative Care Center	90	No	Kyle C. Gannon	04/01/2024	Follow Up
Crespo Market LLC	81	No	Jared Urban	07/25/2024	Follow Up
Crespo Market LLC	81	No	Nathan P. Daggett	05/14/2024	Meeting
Crespo Market LLC	81	No	Caitlyn L. Vallee	04/29/2024	Follow Up

User Inspection History
Field's Point - 2024

Company Name	Category	Significant	Inspected By	Date	Inspected Type
Crespo Market LLC	81	No	Caitlyn L. Vallee	02/26/2024	Follow Up
Crisloid, LLC	21	No	Travis Costa	12/03/2024	Follow Up
Crisloid, LLC	21	No	Travis Costa	06/03/2024	Follow Up
Culinary Hub of Providence	85	No	Victoria Dinh	04/10/2024	Initial Inspection
Culinary Hub of Providence	85	No	Victoria Dinh	04/10/2024	Follow Up
CV South Street Landing LLC	53	No	Jared Urban	11/26/2024	Follow Up
CV South Street Landing LLC	53	No	Jared Urban	05/31/2024	Follow Up
D & D Chrome Plating	41	No	Kyle C. Gannon	12/10/2024	Follow Up
D & D Chrome Plating	41	No	Kyle C. Gannon	06/25/2024	Follow Up
D and F Coffee Inc.	85	No	Meghan Healy	11/27/2024	Follow Up
D&D Coffee, Inc.	85	No	Jayna R. McCarvill	05/09/2024	Follow Up
D. Palmieri Bakery	89	No	Travis Costa	01/19/2024	Follow Up
DeLuise Bakery Inc.	81	No	Alejandra Tobon	12/18/2024	Follow Up
Den Den Korean Fried Chicken	85	No	Victoria Dinh	07/24/2024	Follow Up
Department of Administration	52	No	Travis Costa	12/03/2024	Follow Up
Department of Administration	52	No	Travis Costa	06/26/2024	Follow Up
Designs International Inc.	42	No	Jared Urban	12/10/2024	Follow Up
Designs International Inc.	42	No	Jared Urban	06/12/2024	Follow Up
Dexter Cleaners	92	No	Jared Urban	01/31/2024	Follow Up
DiFruscia Industries, Inc.	11	Yes	Nathan P. Daggett	12/11/2024	Follow Up
DiFruscia Industries, Inc.	11	Yes	N/A	11/26/2024	Sample
DiFruscia Industries, Inc.	11	Yes	Nathan P. Daggett	10/24/2024	Annual
DiFruscia Industries, Inc.	11	Yes	N/A	08/28/2024	Sample
DiFruscia Industries, Inc.	11	Yes	Nathan P. Daggett	05/30/2024	Follow Up
DiFruscia Industries, Inc.	11	Yes	N/A	03/19/2024	Sample
DiFruscia Industries, Inc.	11	Yes	Nathan P. Daggett	03/19/2024	Follow Up
DiFruscia Industries, Inc.	11	Yes	N/A	02/06/2024	Sample
Dinga Operating LLC	85	No	Victoria Dinh	07/03/2024	Follow Up
Diocese of Providence - Office Building	52	No	Alejandra Tobon	12/20/2024	Follow Up
Diocese of Providence - Office Building	52	No	Nathan P. Daggett	06/11/2024	Follow Up
DMF PVD LLC	85	No	Kerry M. Britt	12/19/2024	Meeting
DMF PVD LLC	85	No	Meghan Healy	07/26/2024	Initial Inspection
Dolores	85	No	Jared Urban	03/25/2024	Follow Up
Dunkin Donuts	85	No	Jared Urban	01/31/2024	Follow Up
Dunkin Donuts	85	No	Jared Urban	01/31/2024	Follow Up
Dunkin Donuts	85	No	Jared Urban	01/31/2024	Follow Up
Dupont Drive Industrial Area	78	No	Meghan Healy	12/20/2024	Industrial Area
Dupont Drive Industrial Area	78	No	Nathan P. Daggett	12/20/2024	Industrial Area
E&M Enterprises, Ltd.	11	Yes	Jared Urban	12/10/2024	Follow Up
E&M Enterprises, Ltd.	11	Yes	N/A	10/29/2024	Sample
E&M Enterprises, Ltd.	11	Yes	Jared Urban	08/20/2024	Annual
E&M Enterprises, Ltd.	11	Yes	Jared Urban	06/17/2024	Follow Up
E&M Enterprises, Ltd.	11	Yes	N/A	06/11/2024	Sample
E&M Enterprises, Ltd.	11	Yes	N/A	01/16/2024	Sample
Eastern Screw Company	26	No	Travis Costa	12/12/2024	Follow Up
Eastern Screw Company	26	No	Travis Costa	06/11/2024	Follow Up
Easy Entertaining, Inc.	85	No	Alejandra Tobon	10/09/2024	Follow Up
Eat Korean BBQ & Shabu-Shabu	85	No	Victoria Dinh	01/31/2024	Initial Inspection
Eddy Street Donuts, LLC	85	No	Jayna R. McCarvill	02/29/2024	Initial Inspection
El Army Custom Audio	74	No	Nathan P. Daggett	06/20/2024	Initial Inspection
El Caribeno Restaurant	85	No	Alejandra Tobon	11/29/2024	Follow Up
El Chapin	85	No	Victoria Dinh	06/11/2024	Follow Up
El Mogote	85	No	Alejandra Tobon	12/05/2024	Follow Up
El Papa Restaurant, Inc.	85	No	Alejandra Tobon	12/05/2024	Initial Inspection
El Rincon Colombiano	74	No	Alejandra Tobon	12/04/2024	Meeting
Electro Baez	60	No	Kerry M. Britt	09/09/2024	Meeting

User Inspection History
Field's Point - 2024

Company Name	Category	Significant	Inspected By	Date	Inspected Type
Electro Baez	60	No	Nathan P. Daggett	06/20/2024	Initial Inspection
Electrolizing, Inc.	11	Yes	Jared Urban	12/12/2024	Follow Up
Electrolizing, Inc.	11	Yes	N/A	09/11/2024	Sample
Electrolizing, Inc.	11	Yes	Jared Urban	06/13/2024	Follow Up
Electrolizing, Inc.	11	Yes	Caitlyn L. Vallee	04/16/2024	Annual
Electrolizing, Inc.	11	Yes	N/A	02/06/2024	Sample
Endoscopy Associates Inc.	95	No	Kyle C. Gannon	09/24/2024	Follow Up
Equilon Enterprises LLC	37	No	Travis Costa	12/12/2024	Follow Up
Equilon Enterprises LLC	37	No	Travis Costa	06/26/2024	Follow Up
Fairfield University Heights, LP	86	No	Jared Urban	10/08/2024	Follow Up
Federal Express Corporation	37	No	Meghan Healy	12/12/2024	Follow Up
Federal Hill Area #1	78	No	Meghan Healy	03/01/2024	Industrial Area
Federal Hill Area #1	78	No	Travis Costa	03/01/2024	Industrial Area
Fed-Rick Veal Company, Inc.	33	No	Alejandra Tobon	12/05/2024	Follow Up
Fed-Rick Veal Company, Inc.	33	No	Jared Urban	05/31/2024	Follow Up
Ferguson Perforating Company	42	No	Travis Costa	12/03/2024	Follow Up
Ferguson Perforating Company	42	No	Travis Costa	06/03/2024	Follow Up
Field's Point Treatment Plant	0	No	Kerry M. Britt	12/16/2024	Follow Up
Field's Point Treatment Plant	0	No	Kerry M. Britt	09/11/2024	Annual
Field's Point Treatment Plant	0	No	Kerry M. Britt	06/05/2024	Follow Up
Field's Point Treatment Plant	0	No	Kerry M. Britt	04/09/2024	Follow Up
Field's Point Treatment Plant	0	No	Kerry M. Britt	03/14/2024	Follow Up
Field's Point Treatment Plant	0	No	Kerry M. Britt	02/07/2024	Follow Up
Field's Point Treatment Plant	0	No	Kerry M. Britt	01/17/2024	Follow Up
Food For The Soul	85	No	Alejandra Tobon	11/29/2024	Follow Up
Fountain Street Restaurant	85	No	Meghan Healy	07/01/2024	Meeting
Four Season's Restaurant	85	No	Jared Urban	04/22/2024	Follow Up
Fratelli Scialo, LLC	81	No	Meghan Healy	03/12/2024	Follow Up
Fratelli Scialo, LLC	81	No	Meghan Healy	03/08/2024	Meeting
Fresenius Kidney Care	95	No	Kyle C. Gannon	09/16/2024	Follow Up
Fresenius Kidney Care	95	No	Kyle C. Gannon	07/25/2024	Meeting
Fresh Pita	71	No	Meghan Healy	03/21/2024	Follow Up
Friendly Laundry, Inc.	92	No	Victoria Dinh	04/03/2024	Follow Up
Friskie Fries	85	No	Nathan P. Daggett	09/18/2024	Follow Up
Fruity Franchise	85	No	Alejandra Tobon	11/06/2024	Follow Up
Fuji Restaurant Group, Inc.	85	No	Jared Urban	03/26/2024	Follow Up
G&R Daou, Inc	85	No	Travis Costa	04/16/2024	Follow Up
Gano Holdings, LLC	86	No	Jared Urban	01/30/2024	Follow Up
Gao & Gao, Inc.	71	No	Jayna R. McCarvill	03/12/2024	Follow Up
Ga-Rel Manufacturing Company	44	No	Travis Costa	12/09/2024	Follow Up
Ga-Rel Manufacturing Company	44	No	Travis Costa	05/29/2024	Follow Up
Genesis Marketing Group - Warren Avenue	42	No	Jared Urban	12/02/2024	Follow Up
Genesis Marketing Group - Warren Avenue	42	No	Kyle C. Gannon	05/28/2024	Follow Up
Geneva Diner	71	No	Alejandra Tobon	10/28/2024	Follow Up
Geoff's South Main St.	85	No	Meghan Healy	07/11/2024	Follow Up
Gilbane Building Company	53	No	Jared Urban	12/30/2024	Follow Up
Gilbane Building Company	53	No	Jared Urban	06/14/2024	Follow Up
Glorious West African Cuisine	71	No	Jared Urban	01/11/2024	Follow Up
Gotham Greens Providence, LLC	81	No	Travis Costa	02/06/2024	Follow Up
Gothic Pewter LLC	43	No	Michael McBurney	12/13/2024	Follow Up
Gothic Pewter LLC	43	No	Michael McBurney	06/28/2024	Follow Up
Granitec Marble and Granite, LLC	42	No	Alejandra Tobon	12/19/2024	Follow Up
Granitec Marble and Granite, LLC	42	No	Victoria Dinh	06/11/2024	Follow Up
Green Line Apothecary of Providence LLC	71	No	Meghan Healy	11/20/2024	Follow Up
Greystone Auto Center	97	No	Caitlyn L. Vallee	04/29/2024	Follow Up
Happy Noodles LLC	85	No	Victoria Dinh	11/07/2024	Follow Up

User Inspection History
Field's Point - 2024

Company Name	Category	Significant	Inspected By	Date	Inspected Type
Harrison Casting	51	No	Alejandra Tobon	12/19/2024	Follow Up
Harrison Casting	51	No	Nathan P. Daggett	05/30/2024	Follow Up
Hartford 1 Laundromat	92	No	Victoria Dinh	07/03/2024	Follow Up
Hasbro	71	No	Travis Costa	04/26/2024	Follow Up
Hazel Origin Coffee	85	No	Travis Costa	11/06/2024	Follow Up
Helado Taiyaki	85	No	Travis Costa	09/30/2024	Meeting
Helado Taiyaki	85	No	Travis Costa	09/19/2024	Meeting
Hemenway's Seafood Grill & Oyster Bar	85	No	Meghan Healy	07/11/2024	Follow Up
HIC Food Group Inc.	85	No	Meghan Healy	04/09/2024	Follow Up
Hometown Pizza and Subs	85	No	Victoria Dinh	01/03/2024	Follow Up
Hope Street KFC Inc.	85	No	Jared Urban	03/26/2024	Follow Up
Hot Club	85	No	Jared Urban	01/30/2024	Follow Up
Ideal Plating & Polishing Co., Inc.	11	Yes	Kyle C. Gannon	12/02/2024	Follow Up
Ideal Plating & Polishing Co., Inc.	11	Yes	Kyle C. Gannon	10/23/2024	Annual
Ideal Plating & Polishing Co., Inc.	11	Yes	N/A	08/21/2024	Sample
Ideal Plating & Polishing Co., Inc.	11	Yes	Kyle C. Gannon	05/20/2024	Follow Up
Ideal Plating & Polishing Co., Inc.	11	Yes	Kyle C. Gannon	03/08/2024	Follow Up
Ideal Plating & Polishing Co., Inc.	11	Yes	N/A	02/21/2024	Sample
IGT	86	No	Alejandra Tobon	11/20/2024	Follow Up
Imperial Tile & Marble Works Inc.	99	No	Kyle C. Gannon	07/12/2024	Follow Up
India Restaurant	85	No	Meghan Healy	10/24/2024	Follow Up
Induplate LLC	11	Yes	Jared Urban	12/16/2024	Follow Up
Induplate LLC	11	Yes	Jared Urban	10/17/2024	Annual
Induplate LLC	11	Yes	N/A	06/20/2024	Sample
Induplate LLC	11	Yes	Jared Urban	06/13/2024	Follow Up
Induplate LLC	11	Yes	N/A	01/31/2024	Sample
Industrial Lane Johnston	78	No	Caitlyn L. Vallee	01/23/2024	Industrial Area
Industrial Lane Johnston	78	No	Victoria Dinh	01/23/2024	Industrial Area
International Chromium Plating Company, Inc.	11	Yes	Kyle C. Gannon	12/17/2024	Follow Up
International Chromium Plating Company, Inc.	11	Yes	N/A	10/10/2024	Sample
International Chromium Plating Company, Inc.	11	Yes	Kyle C. Gannon	10/03/2024	Annual
International Chromium Plating Company, Inc.	11	Yes	Kyle C. Gannon	08/15/2024	Follow Up
International Chromium Plating Company, Inc.	11	Yes	Kyle C. Gannon	05/21/2024	Follow Up
International Chromium Plating Company, Inc.	11	Yes	N/A	03/28/2024	Sample
International Insignia Corporation	11	Yes	Jared Urban	12/11/2024	Follow Up
International Insignia Corporation	11	Yes	Jared Urban	07/31/2024	Follow Up
International Insignia Corporation	11	Yes	N/A	07/23/2024	Sample
International Insignia Corporation	11	Yes	Jared Urban	06/04/2024	Follow Up
International Insignia Corporation	11	Yes	Caitlyn L. Vallee	04/24/2024	Annual
International Insignia Corporation	11	Yes	N/A	01/18/2024	Sample
Ira Green Inc.	11	Yes	Nathan P. Daggett	12/05/2024	Annual
Ira Green Inc.	11	Yes	N/A	11/19/2024	Sample
Ira Green Inc.	11	Yes	Nathan P. Daggett	07/30/2024	Follow Up
Ira Green Inc.	11	Yes	N/A	06/05/2024	Sample
Ira Green Inc.	11	Yes	Nathan P. Daggett	06/04/2024	Follow Up
Ira Green Inc.	11	Yes	N/A	04/10/2024	Sample
Ira Green Inc.	11	Yes	Nathan P. Daggett	04/10/2024	Follow Up
Ira Green Inc.	11	Yes	N/A	02/27/2024	Sample
Ira Green Inc.	11	Yes	Nathan P. Daggett	02/27/2024	Follow Up
Irregardless Biscuit, LLC	85	No	Jared Urban	02/27/2024	Follow Up
Island House Group, LLC	85	No	Jared Urban	04/30/2024	Initial Inspection
Istanbul Gourmet Market, LLC	82	No	Alejandra Tobon	11/06/2024	Follow Up
Ivy Tavern	85	No	Victoria Dinh	11/18/2024	Follow Up
J & W - Athletics Practice Facility	85	No	Meghan Healy	05/13/2024	Follow Up
J & W - Cuisinart Center for Culinary Excellence	86	No	Meghan Healy	05/13/2024	Follow Up
J & W - East Hall	86	No	Meghan Healy	05/13/2024	Follow Up

User Inspection History
Field's Point - 2024

Company Name	Category	Significant	Inspected By	Date	Inspected Type
J & W - Friedman Center	86	No	Meghan Healy	05/13/2024	Follow Up
J & W - South Hall	86	No	Meghan Healy	05/13/2024	Follow Up
J & W - West Hall	86	No	Meghan Healy	05/13/2024	Follow Up
J & W - Wildcat Center	86	No	Meghan Healy	05/13/2024	Follow Up
J & W-Harborside Academics	86	No	Meghan Healy	05/13/2024	Follow Up
Jacky's Restaurant and Banquets	85	No	Jayna R. McCarvill	03/05/2024	Follow Up
Jacob Werba, DDS	94	No	Jared Urban	07/22/2024	Follow Up
Jazzy's	85	No	Jared Urban	10/22/2024	Follow Up
Jazzy's	85	No	Jared Urban	02/29/2024	Follow Up
JC Polishing Company	46	No	Kyle C. Gannon	12/09/2024	Follow Up
JC Polishing Company	46	No	Kyle C. Gannon	06/26/2024	Follow Up
JD Auto Sound	60	No	Nathan P. Daggett	06/20/2024	Initial Inspection
Jiang Li, LLC	92	No	Jared Urban	07/30/2024	Follow Up
JJ & AH LLC	85	No	Jared Urban	06/06/2024	Initial Inspection
JM of Providence, LLC	85	No	Jared Urban	03/26/2024	Follow Up
Joest LLC	85	No	Meghan Healy	07/25/2024	Follow Up
Joest LLC	85	No	Meghan Healy	03/08/2024	Follow Up
John T. A. Romano DDS, Inc.	94	No	Kyle C. Gannon	11/15/2024	Follow Up
Jonroclinc, LLC	85	No	Alejandra Tobon	09/25/2024	Follow Up
JSC New England Operating, LLC	85	No	Jared Urban	02/06/2024	Follow Up
KCW Management LLC	85	No	Victoria Dinh	02/22/2024	Follow Up
Killingly Industrial Area	78	No	Meghan Healy	11/25/2024	Industrial Area
Killingly Industrial Area	78	No	Nathan P. Daggett	11/25/2024	Industrial Area
Kin Hospitality LLC	85	No	Victoria Dinh	08/30/2024	Follow Up
KMRT Corp.	85	No	Travis Costa	02/29/2024	Initial Inspection
Knoedler Inc.	85	No	Meghan Healy	02/08/2024	Follow Up
Koi House Cafe & Bar	85	No	Jared Urban	01/18/2024	Initial Inspection
Kong Providence, Inc.	85	No	Victoria Dinh	03/19/2024	Follow Up
Koutko Food Services, LLC	85	No	Jared Urban	04/02/2024	Follow Up
Koutko Food Services, LLC	85	No	Jared Urban	02/29/2024	Initial Inspection
Kow Kow	85	No	Michael McBurney	07/31/2024	Initial Inspection
L T Treats, Inc.	85	No	Victoria Dinh	03/19/2024	Follow Up
L.N.P. Enterprises, Inc.	85	No	Victoria Dinh	08/26/2024	Follow Up
La Artesa Bakery Inc.	81	No	Jared Urban	07/30/2024	Follow Up
La Brasa Realty LLC	85	No	Victoria Dinh	06/03/2024	Follow Up
La Brasa Realty LLC	85	No	Victoria Dinh	04/15/2024	Initial Inspection
La Chapincita Market, LLC	81	No	Michael McBurney	10/10/2024	Meeting
La Chapincita Market, LLC	81	No	Jared Urban	07/26/2024	Meeting
La Cocina LLC	71	No	Jared Urban	01/17/2024	Follow Up
La Gran Parada	85	No	Alejandra Tobon	11/29/2024	Follow Up
La Lupita Tacos Mexicanos LLC	85	No	Jared Urban	01/17/2024	Follow Up
Ladder 133 Bar and Grill	85	No	Jared Urban	03/25/2024	Follow Up
Lang's Bowlarama, Inc.	85	No	Jared Urban	02/27/2024	Follow Up
L'Artisan Cafe & Bakery	85	No	Travis Costa	10/09/2024	Follow Up
Laundromax - 722 Cranston Street	92	No	Victoria Dinh	08/20/2024	Follow Up
LMG Rhode Island Holdings, Inc.	24	Yes	Travis Costa	12/12/2024	Annual
LMG Rhode Island Holdings, Inc.	24	Yes	N/A	07/02/2024	Sample
LMG Rhode Island Holdings, Inc.	24	Yes	Travis Costa	06/11/2024	Follow Up
LMG Rhode Island Holdings, Inc.	24	Yes	N/A	05/22/2024	Sample
LMG Rhode Island Holdings, Inc.	24	Yes	N/A	04/08/2024	Sample
LMG Rhode Island Holdings, Inc.	24	Yes	Travis Costa	03/27/2024	Follow Up
Long Live Beer Works, Inc.	36	No	Jared Urban	12/18/2024	Follow Up
Long Live Beer Works, Inc.	36	No	Victoria Dinh	05/28/2024	Follow Up
Los Gallos Mexican Restaurant LLC	85	No	Meghan Healy	11/25/2024	Meeting
Luv in a Sub, LLC	85	No	Victoria Dinh	06/25/2024	Initial Inspection
M&T Super Market	81	No	Alejandra Tobon	11/06/2024	Follow Up

User Inspection History
Field's Point - 2024

Company Name	Category	Significant	Inspected By	Date	Inspected Type
M.B. Rubinstein, DDS & R.J. Ducoff, DMD	94	No	Kerry M. Britt	02/28/2024	Follow Up
Machupicchu Restaurant II	85	No	Victoria Dinh	06/05/2024	Follow Up
Machupicchu Restaurant II	85	No	Victoria Dinh	02/22/2024	Initial Inspection
Machupicchu Restaurante	74	No	Victoria Dinh	05/10/2024	Initial Inspection
Magna Spirits, Inc.	85	No	Victoria Dinh	07/24/2024	Follow Up
Mahr, Inc.	11	Yes	Kyle C. Gannon	12/17/2024	Follow Up
Mahr, Inc.	11	Yes	Kyle C. Gannon	09/16/2024	Meeting
Mahr, Inc.	11	Yes	Kyle C. Gannon	09/05/2024	Follow Up
Mahr, Inc.	11	Yes	N/A	08/22/2024	Sample
Mahr, Inc.	11	Yes	Kyle C. Gannon	06/28/2024	Follow Up
Mahr, Inc.	11	Yes	Kyle C. Gannon	04/16/2024	Annual
Mahr, Inc.	11	Yes	N/A	02/26/2024	Sample
Mainelli Tool & Die, Inc.	42	No	Kyle C. Gannon	11/27/2024	Follow Up
Mainelli Tool & Die, Inc.	42	No	Kyle C. Gannon	05/28/2024	Follow Up
Mala Noodles	85	No	Victoria Dinh	09/30/2024	Follow Up
Manchester Street, LLC	27	Yes	Jared Urban	12/16/2024	Follow Up
Manchester Street, LLC	27	Yes	N/A	10/02/2024	Sample
Manchester Street, LLC	27	Yes	Jared Urban	06/27/2024	Annual
Manchester Street, LLC	27	Yes	Jared Urban	06/04/2024	Follow Up
Manchester Street, LLC	27	Yes	N/A	04/16/2024	Sample
MCM Technologies	24	No	Nathan P. Daggett	12/20/2024	Follow Up
MCM Technologies	24	No	Michael McBurney	06/20/2024	Follow Up
MDS Capital LLC	92	No	Travis Costa	08/06/2024	Follow Up
Mekong Market	81	No	Michael McBurney	04/16/2024	Follow Up
Meredith Donuts, LLC	85	No	Victoria Dinh	09/24/2024	Follow Up
Metallurgical Solutions, Inc.	11	Yes	Kyle C. Gannon	11/25/2024	Follow Up
Metallurgical Solutions, Inc.	11	Yes	N/A	10/15/2024	Sample
Metallurgical Solutions, Inc.	11	Yes	Kyle C. Gannon	07/09/2024	Annual
Metallurgical Solutions, Inc.	11	Yes	Kyle C. Gannon	06/17/2024	Follow Up
Metallurgical Solutions, Inc.	11	Yes	Kyle C. Gannon	04/24/2024	Follow Up
Metallurgical Solutions, Inc.	11	Yes	N/A	04/01/2024	Sample
Mill Street Industrial Area	78	No	Jared Urban	04/03/2024	Industrial Area
Mill Street Industrial Area	78	No	Nathan P. Daggett	04/03/2024	Industrial Area
MJNI, LLC	85	No	Travis Costa	07/02/2024	Follow Up
MMP LLC	85	No	Meghan Healy	07/18/2024	Follow Up
Modern Jewelry, LLC.	60	No	Nathan P. Daggett	04/03/2024	Initial Inspection
Mohegan Johnston (SM) Subs, LLC	85	No	Meghan Healy	07/18/2024	Follow Up
Monarch Metal Finishing Co., Inc. (Railroad Ave.)	11	Yes	Nathan P. Daggett	12/12/2024	Follow Up
Monarch Metal Finishing Co., Inc. (Railroad Ave.)	11	Yes	N/A	11/20/2024	Sample
Monarch Metal Finishing Co., Inc. (Railroad Ave.)	11	Yes	Nathan P. Daggett	10/03/2024	Annual
Monarch Metal Finishing Co., Inc. (Railroad Ave.)	11	Yes	N/A	09/24/2024	Sample
Monarch Metal Finishing Co., Inc. (Railroad Ave.)	11	Yes	Nathan P. Daggett	06/07/2024	Follow Up
Monarch Metal Finishing Co., Inc. (Railroad Ave.)	11	Yes	Nathan P. Daggett	03/28/2024	Follow Up
Monarch Metal Finishing Co., Inc. (Railroad Ave.)	11	Yes	N/A	03/07/2024	Sample
Monarch Metal Finishing Co., Inc. (Railroad Ave.)	11	Yes	N/A	01/23/2024	Sample
Monarch Metal Finishing, Inc. (Georgia Ave.)	11	Yes	Nathan P. Daggett	12/12/2024	Follow Up
Monarch Metal Finishing, Inc. (Georgia Ave.)	11	Yes	N/A	12/04/2024	Sample
Monarch Metal Finishing, Inc. (Georgia Ave.)	11	Yes	Nathan P. Daggett	11/07/2024	Annual
Monarch Metal Finishing, Inc. (Georgia Ave.)	11	Yes	N/A	09/30/2024	Sample
Monarch Metal Finishing, Inc. (Georgia Ave.)	11	Yes	Nathan P. Daggett	07/30/2024	Follow Up
Monarch Metal Finishing, Inc. (Georgia Ave.)	11	Yes	Nathan P. Daggett	06/07/2024	Follow Up
Monarch Metal Finishing, Inc. (Georgia Ave.)	11	Yes	N/A	04/30/2024	Sample
Monarch Metal Finishing, Inc. (Georgia Ave.)	11	Yes	N/A	03/13/2024	Sample
Mondo Pizzeria Corporation	85	No	Jared Urban	04/30/2024	Follow Up
Moniker Brewing LLC	36	No	Victoria Dinh	12/04/2024	Follow Up
Moniker Brewing LLC	36	No	Victoria Dinh	05/28/2024	Follow Up

User Inspection History
Field's Point - 2024

Company Name	Category	Significant	Inspected By	Date	Inspected Type
Moran Transportation Industries, Inc.	52	No	Alejandra Tobon	12/20/2024	Follow Up
Moran Transportation Industries, Inc.	52	No	Nathan P. Daggett	05/28/2024	Follow Up
Morgan Mill Metals, LLC	41	No	Jared Urban	11/26/2024	Follow Up
Morgan Mill Metals, LLC	41	No	Victoria Dinh	06/05/2024	Follow Up
Mosley A Gross Inc.	85	No	Meghan Healy	05/22/2024	Follow Up
Mosley A Gross Inc.	85	No	Meghan Healy	03/21/2024	Follow Up
Mundo de Cigar	85	No	Jared Urban	01/31/2024	Follow Up
My Car, Incorporated	97	No	Kyle C. Gannon	11/14/2024	Follow Up
N. Providence Chicken, LLC	85	No	Victoria Dinh	09/24/2024	Follow Up
Nami Japanese Restaurant, Inc.	85	No	Meghan Healy	12/31/2024	Meeting
Nami Japanese Restaurant, Inc.	85	No	Michael McBurney	12/18/2024	Meeting
Nandy's Lounge & Grill LLC	60	No	Caitlyn L. Vallee	03/14/2024	Initial Inspection
Narragansett Electric - Melrose Chiller	51	No	Kyle C. Gannon	12/17/2024	Follow Up
Narragansett Electric - Melrose Chiller	51	No	Kyle C. Gannon	06/17/2024	Follow Up
Narragansett Improvement Co.	35	No	Jared Urban	11/26/2024	Follow Up
Narragansett Improvement Co.	35	No	Jared Urban	06/03/2024	Follow Up
Narragansett Jewelry Co., Inc.	11	Yes	Jared Urban	12/10/2024	Follow Up
Narragansett Jewelry Co., Inc.	11	Yes	Jared Urban	10/23/2024	Annual
Narragansett Jewelry Co., Inc.	11	Yes	N/A	06/25/2024	Sample
Narragansett Jewelry Co., Inc.	11	Yes	Jared Urban	06/17/2024	Follow Up
Narragansett Jewelry Co., Inc.	11	Yes	N/A	01/31/2024	Sample
NC Dental, Inc.	94	No	Travis Costa	11/15/2024	Follow Up
NC Dental, Inc.	94	No	Travis Costa	03/12/2024	Follow Up
Neon Marketplace	85	No	Travis Costa	01/18/2024	Initial Inspection
Nettie's Kettle Corn, LLC	81	No	Alejandra Tobon	10/18/2024	Follow Up
Nettie's Kettle Corn, LLC	81	No	Alejandra Tobon	09/17/2024	Follow Up
New England Homemade Donuts NP	85	No	Victoria Dinh	06/12/2024	Initial Inspection
New Sky Market Inc.	82	No	Nathan P. Daggett	04/25/2024	Meeting
New Volpe Tailoring and Cleaning	92	No	Travis Costa	01/04/2024	Follow Up
Nickel Corporation	85	No	Victoria Dinh	11/18/2024	Follow Up
Noodles 102	71	No	Michael McBurney	07/31/2024	Follow Up
Northland Environmental LLC	43	No	Nathan P. Daggett	12/09/2024	Follow Up
Northland Environmental LLC	43	No	Nathan P. Daggett	05/22/2024	Follow Up
Nueva San Salvador Bakery, Inc.	81	No	Alejandra Tobon	11/29/2024	Follow Up
Nunez Fruit Market	81	No	Jared Urban	07/25/2024	Follow Up
Nunu & Nuny LLC	71	No	Travis Costa	11/06/2024	Follow Up
Nunu & Nuny LLC	71	No	Travis Costa	05/21/2024	Follow Up
Ocean State Metals, Inc.	46	No	Travis Costa	12/09/2024	Follow Up
Ocean State Metals, Inc.	46	No	Travis Costa	08/06/2024	Follow Up
Ocean State Metals, Inc.	46	No	Travis Costa	05/29/2024	Follow Up
Olneyville NY System	85	No	Jared Urban	12/10/2024	Meeting
One Francis Corp.	85	No	Victoria Dinh	03/19/2024	Follow Up
Open World Entertainment, LLC	85	No	Meghan Healy	04/09/2024	Follow Up
Open World Entertainment, LLC	85	No	Meghan Healy	04/05/2024	Meeting
Panaderia El Paisano	82	No	Jared Urban	05/02/2024	Follow Up
Parkside Rotisserie & Bar	85	No	Meghan Healy	07/11/2024	Follow Up
Pepper Dining, Inc.	85	No	Jared Urban	03/26/2024	Follow Up
Perez-Smith LLC	71	No	Meghan Healy	09/12/2024	Initial Inspection
Perez-Smith LLC	71	No	Meghan Healy	09/06/2024	Meeting
Peter Pan Bus Lines	37	No	Travis Costa	12/10/2024	Follow Up
Peter Pan Bus Lines	37	No	Travis Costa	05/29/2024	Follow Up
Pho-Zap-Zap	85	No	Jayna R. McCarvill	05/09/2024	Initial Inspection
Pizza Pie Er	71	No	Meghan Healy	02/08/2024	Follow Up
Pizza Queen - Weybosset Street	85	No	Jared Urban	03/27/2024	Follow Up
Plainfield Donuts, Inc.	85	No	Victoria Dinh	08/20/2024	Follow Up
Plainfield Street Mill Complex	78	No	Jared Urban	04/03/2024	Industrial Area

User Inspection History
Field's Point - 2024

Company Name	Category	Significant	Inspected By	Date	Inspected Type
Plainfield Street Mill Complex	78	No	Nathan P. Daggett	04/03/2024	Industrial Area
Pocasset Mill Complex	78	No	Jared Urban	04/03/2024	Industrial Area
Pocasset Mill Complex	78	No	Nathan P. Daggett	04/03/2024	Industrial Area
Pollito Meat Corp.	82	No	Jared Urban	04/02/2024	Follow Up
Pollo Campero	85	No	Meghan Healy	01/08/2024	Follow Up
Port of Providence	78	No	Michael McBurney	08/22/2024	Industrial Area
Portion Meat Associates	33	No	Meghan Healy	12/17/2024	Follow Up
Portion Meat Associates	33	No	Meghan Healy	05/22/2024	Follow Up
Prince Enameling Company, Inc.	42	No	Jared Urban	11/26/2024	Follow Up
Prince Enameling Company, Inc.	42	No	Jared Urban	06/12/2024	Follow Up
Promenade Area	78	No	Michael McBurney	10/23/2024	Industrial Area
Promenade Area	78	No	Kerry M. Britt	10/23/2024	Industrial Area
Prospect CharterCARE SJHSRI, LLC	71	No	Caitlyn L. Vallee	01/17/2024	Follow Up
Providence Auto Body, Inc.	97	No	Travis Costa	09/04/2024	Follow Up
Providence Auto Body, Inc.	97	No	Travis Costa	02/08/2024	Follow Up
Providence Auto Body, Inc.	97	No	Travis Costa	09/04/2024	Meeting
Providence Auto Body, Inc.	97	No	Travis Costa	09/04/2024	Meeting
Providence Auto Body, Inc.	97	No	Travis Costa	07/10/2024	Follow Up
Providence Auto Body, Inc.	97	No	Travis Costa	04/04/2024	Meeting
Providence Bagel	85	No	Meghan Healy	03/21/2024	Follow Up
Providence Brewing Company	36	No	Jared Urban	12/19/2024	Follow Up
Providence Brewing Company	36	No	Jared Urban	06/28/2024	Follow Up
Providence College - Aquinas Hall	86	No	Nathan P. Daggett	11/08/2024	Follow Up
Providence College - Bedford Hall	86	No	Nathan P. Daggett	11/08/2024	Follow Up
Providence College - Davis Hall	86	No	Nathan P. Daggett	11/08/2024	Follow Up
Providence College - Ditraglia Hall	86	No	Nathan P. Daggett	11/08/2024	Follow Up
Providence College - Fennell Hall	86	No	Nathan P. Daggett	11/08/2024	Follow Up
Providence College - Guzman Hall	86	No	Nathan P. Daggett	11/08/2024	Follow Up
Providence College - Italy Street	97	No	Nathan P. Daggett	11/08/2024	Follow Up
Providence College - Joseph Hall	86	No	Nathan P. Daggett	11/08/2024	Follow Up
Providence College - Koffler Hall	86	No	Nathan P. Daggett	11/08/2024	Initial Inspection
Providence College - Mal Brown Hall	86	No	Nathan P. Daggett	11/08/2024	Follow Up
Providence College - McDermott Hall	86	No	Nathan P. Daggett	11/08/2024	Follow Up
Providence College - McVinney Hall	86	No	Nathan P. Daggett	11/08/2024	Follow Up
Providence College - Meagher Hall	86	No	Nathan P. Daggett	11/08/2024	Follow Up
Providence College- Cunningham Hall	86	No	Nathan P. Daggett	11/08/2024	Follow Up
Providence College- McCarthy Hall	86	No	Nathan P. Daggett	11/08/2024	Follow Up
Providence College-Power Plant	53	No	Nathan P. Daggett	11/08/2024	Follow Up
Providence College-Ryan Center for Business Studies	85	No	Nathan P. Daggett	11/08/2024	Follow Up
Providence College-Shanley Hall	86	No	Nathan P. Daggett	11/08/2024	Initial Inspection
Providence Dental Laboratory	99	No	Travis Costa	03/27/2024	Follow Up
Providence Oyster Bar	85	No	Meghan Healy	03/08/2024	Follow Up
Providence Pancakes, Inc.	85	No	Jared Urban	03/12/2024	Follow Up
Providence Schools	86	No	Alejandra Tobon	10/18/2024	Follow Up
Providence Schools	86	No	Alejandra Tobon	10/16/2024	Follow Up
Providence Schools - 797 Cafe	85	No	Alejandra Tobon	10/10/2024	Follow Up
Providence Specialty Products, LLC	33	Yes	Kyle C. Gannon	12/02/2024	Follow Up
Providence Specialty Products, LLC	33	Yes	N/A	11/06/2024	Sample
Providence Specialty Products, LLC	33	Yes	N/A	09/05/2024	Sample
Providence Specialty Products, LLC	33	Yes	Kyle C. Gannon	07/02/2024	Annual
Providence Specialty Products, LLC	33	Yes	Kyle C. Gannon	05/21/2024	Follow Up
Providence Specialty Products, LLC	33	Yes	N/A	04/09/2024	Sample
Providence Specialty Products, LLC	33	Yes	Kyle C. Gannon	03/26/2024	Follow Up
Providence Specialty Products, LLC	33	Yes	Kyle C. Gannon	03/05/2024	Meeting
Providence Water Supply Board	37	No	Nathan P. Daggett	12/05/2024	Follow Up
Providence Water Supply Board	37	No	Nathan P. Daggett	05/22/2024	Follow Up

User Inspection History
Field's Point - 2024

Company Name	Category	Significant	Inspected By	Date	Inspected Type
PRRC, Inc	82	No	Jared Urban	02/06/2024	Follow Up
PRRC, Inc.	82	No	Jared Urban	01/08/2024	Follow Up
Pure Haven, LLC	35	No	Kyle C. Gannon	12/09/2024	Follow Up
Pure Haven, LLC	35	No	Kyle C. Gannon	06/12/2024	Follow Up
PVD Pizza Group	71	No	Meghan Healy	11/25/2024	Follow Up
PVDonuts, LLC	85	No	Travis Costa	10/09/2024	Initial Inspection
Quality Food Corp.	72	No	Meghan Healy	05/22/2024	Follow Up
Quality Spraying Technologies, Inc.	27	No	Nathan P. Daggett	12/20/2024	Follow Up
Quality Spraying Technologies, Inc.	27	No	Michael McBurney	06/20/2024	Follow Up
R.I. Beef & Veal, Inc	33	No	Jared Urban	12/02/2024	Follow Up
R.I. Beef & Veal, Inc	33	No	Michael McBurney	06/11/2024	Follow Up
R.I. Hospital - Hasbro Childrens	90	No	Kyle C. Gannon	04/01/2024	Follow Up
R.I. Provision Company	33	No	Kyle C. Gannon	12/09/2024	Follow Up
R.I. Provision Company	33	No	Kyle C. Gannon	06/12/2024	Follow Up
R.I.P.T.A. - 265 Melrose	37	No	Travis Costa	12/13/2024	Follow Up
R.I.P.T.A. - 265 Melrose	37	No	Travis Costa	06/17/2024	Follow Up
R.I.P.T.A. - 705 Elmwood	37	No	Travis Costa	12/13/2024	Follow Up
R.I.P.T.A. - 705 Elmwood	37	No	Travis Costa	06/17/2024	Follow Up
R.I.P.T.A. - 750 Elmwood	37	No	Travis Costa	12/13/2024	Follow Up
R.I.P.T.A. - 750 Elmwood	37	No	Travis Costa	06/17/2024	Follow Up
R.I.P.T.A.-269 Melrose	37	No	Travis Costa	12/13/2024	Follow Up
R.I.P.T.A.-269 Melrose	37	No	Travis Costa	06/17/2024	Follow Up
R.J.R. Daou Realty, Corp.	86	No	Travis Costa	09/25/2024	Follow Up
RB Donuts Inc.	85	No	Jared Urban	01/31/2024	Follow Up
Refresh Auto Wash	97	No	Victoria Dinh	06/10/2024	Follow Up
Reservoir Triangle	78	No	Jared Urban	11/20/2024	Industrial Area
Reservoir Triangle	78	No	Kyle C. Gannon	11/20/2024	Industrial Area
Rhed's LLC	33	No	Victoria Dinh	12/03/2024	Follow Up
Rhed's LLC	33	No	Jayna R. McCarvill	05/28/2024	Follow Up
Rhode Island Bioenergy, LLC	38	Yes	N/A	10/16/2024	Sample
Rhode Island Bioenergy, LLC	38	Yes	Nathan P. Daggett	09/18/2024	Annual
Rhode Island Bioenergy, LLC	38	Yes	N/A	06/11/2024	Sample
Rhode Island Bioenergy, LLC	38	Yes	Nathan P. Daggett	06/05/2024	Follow Up
Rhode Island Chemical Corporation	43	No	Travis Costa	12/03/2024	Follow Up
Rhode Island Chemical Corporation	43	No	Travis Costa	06/03/2024	Follow Up
Rhode Island Chemical Corporation	43	No	Travis Costa	04/23/2024	Follow Up
Rhode Island Chemical Corporation	43	No	Travis Costa	02/20/2024	Follow Up
Rhode Island College - Connection 2	43	No	Michael McBurney	12/19/2024	Follow Up
Rhode Island College - Connection 2	43	No	Victoria Dinh	06/25/2024	Follow Up
Rhode Island Donuts LLC	85	No	Victoria Dinh	09/26/2024	Follow Up
Rhode Island Heat Treating & Black Oxide Company	11	Yes	Kyle C. Gannon	12/19/2024	Follow Up
Rhode Island Heat Treating & Black Oxide Company	11	Yes	Kyle C. Gannon	11/12/2024	Annual
Rhode Island Heat Treating & Black Oxide Company	11	Yes	N/A	10/09/2024	Sample
Rhode Island Heat Treating & Black Oxide Company	11	Yes	Kyle C. Gannon	08/14/2024	Follow Up
Rhode Island Heat Treating & Black Oxide Company	11	Yes	Kyle C. Gannon	05/20/2024	Follow Up
Rhode Island Heat Treating & Black Oxide Company	11	Yes	N/A	04/18/2024	Sample
Rhode Island Hospital	90	No	Kyle C. Gannon	04/01/2024	Follow Up
Rhode Island Resource Recovery Corp.	31	Yes	Nathan P. Daggett	12/19/2024	Follow Up
Rhode Island Resource Recovery Corp.	31	Yes	N/A	08/20/2024	Sample
Rhode Island Resource Recovery Corp.	31	Yes	Nathan P. Daggett	07/23/2024	Annual
Rhode Island Resource Recovery Corp.	31	Yes	N/A	05/14/2024	Sample
Rhode Island School of Design	85	No	Victoria Dinh	10/24/2024	Follow Up
Rhode Rockets Inc.	85	No	Meghan Healy	04/05/2024	Follow Up
RI Community Food Bank	85	No	Jared Urban	02/27/2024	Follow Up
Ricci Family Dentistry	94	No	Kyle C. Gannon	09/20/2024	Follow Up
Rich Group	52	No	Travis Costa	12/12/2024	Follow Up

User Inspection History
Field's Point - 2024

Company Name	Category	Significant	Inspected By	Date	Inspected Type
Rich Group	52	No	Travis Costa	06/11/2024	Follow Up
RISD - Auditorium	84	No	Victoria Dinh	10/24/2024	Follow Up
RISD - Bayard-Ewing Building	99	No	Victoria Dinh	10/24/2024	Follow Up
RISD - Benson Hall	24	No	Victoria Dinh	12/16/2024	Follow Up
RISD - Benson Hall	24	No	Victoria Dinh	06/04/2024	Follow Up
RISD - Central Power Plant	52	No	Victoria Dinh	12/16/2024	Follow Up
RISD - Central Power Plant	52	No	Victoria Dinh	06/04/2024	Follow Up
RISD - College Building	23	No	Victoria Dinh	12/16/2024	Follow Up
RISD - College Building	23	No	Victoria Dinh	06/04/2024	Follow Up
RISD - Colonial Apartments	86	No	Victoria Dinh	10/24/2024	Follow Up
RISD - Design Center	93	No	Victoria Dinh	10/24/2024	Follow Up
RISD - Dexter House Garage	99	No	Victoria Dinh	10/24/2024	Follow Up
RISD - East Hall	99	No	Victoria Dinh	10/24/2024	Follow Up
RISD - Homer Hall	99	No	Victoria Dinh	10/24/2024	Follow Up
RISD - Illustration Studies Building	84	No	Victoria Dinh	10/24/2024	Follow Up
RISD - Industrial Design Building	99	No	Victoria Dinh	10/24/2024	Follow Up
RISD - Market House	84	No	Victoria Dinh	10/24/2024	Follow Up
RISD - Memorial Hall	99	No	Victoria Dinh	10/24/2024	Follow Up
RISD - Metcalf Building	43	No	Victoria Dinh	12/16/2024	Follow Up
RISD - Metcalf Building	43	No	Victoria Dinh	06/04/2024	Follow Up
RISD - Nickerson Hall	99	No	Victoria Dinh	10/24/2024	Follow Up
RISD - North Dorm	86	No	Victoria Dinh	10/24/2024	Follow Up
RISD - South Hall	99	No	Victoria Dinh	10/24/2024	Follow Up
RISD - Washington Building	99	No	Victoria Dinh	10/24/2024	Follow Up
RISD - Waterman Building	99	No	Victoria Dinh	10/24/2024	Follow Up
RISD - What Cheer Garage	84	No	Victoria Dinh	10/24/2024	Follow Up
RISD - Winston Clock Tower	53	No	Victoria Dinh	12/16/2024	Follow Up
RISD - Winston Clock Tower	53	No	Victoria Dinh	06/04/2024	Follow Up
Rise 'N Shine Cafe, LLC	85	No	Victoria Dinh	03/28/2024	Initial Inspection
Ristorante Lucia	85	No	Meghan Healy	10/10/2024	Meeting
Ristorante Lucia	85	No	Meghan Healy	10/04/2024	Meeting
ROM Deli, Inc.	85	No	Kyle C. Gannon	09/20/2024	Follow Up
ROM Deli, Inc.	85	No	Alejandra Tobon	09/20/2024	Follow Up
ROM Deli, Inc.	85	No	Victoria Dinh	07/24/2024	Follow Up
Royal Little Drive Industrial Park	78	No	Kyle C. Gannon	10/08/2024	Industrial Area
Royal Little Drive Industrial Park	78	No	Michael McBurney	10/08/2024	Industrial Area
Royal Little Drive Industrial Park	78	No	Jayna R. McCarvill	01/10/2024	Industrial Area
Royal Little Drive Industrial Park	78	No	Nathan P. Daggett	01/10/2024	Industrial Area
RR Waffles LLC	85	No	Travis Costa	07/30/2024	Follow Up
Ruby Thai Providence Place, Inc.	71	No	Jared Urban	08/28/2024	Meeting
Ruby Thai Providence Place, Inc.	71	No	Jared Urban	08/20/2024	Follow Up
Ruby Thai Providence Place, Inc.	71	No	Jared Urban	05/13/2024	Meeting
S&D Eddy, LLC	71	No	Jayna R. McCarvill	02/29/2024	Follow Up
Sage Manufacturing Company, Inc.	43	No	Jared Urban	12/12/2024	Follow Up
Sage Manufacturing Company, Inc.	43	No	Kyle C. Gannon	06/11/2024	Follow Up
Saje Kitchen Group, LLC	85	No	Jared Urban	01/17/2024	Initial Inspection
Sal's Bakery	81	No	Alejandra Tobon	10/25/2024	Follow Up
Sammy's House of Pizza	71	No	Jayna R. McCarvill	03/05/2024	Follow Up
Sammy's House of Pizza	71	No	Jayna R. McCarvill	02/15/2024	Follow Up
Sam's New York System	85	No	Jared Urban	01/31/2024	Follow Up
Samuel Sinclair Dental Center	94	No	Kyle C. Gannon	04/01/2024	Follow Up
Sandee's Market & Deli	85	No	Jared Urban	03/12/2024	Meeting
Sangtong, LLC	85	No	Meghan Healy	02/08/2024	Follow Up
SC Restaurant, LLC	85	No	Alejandra Tobon	10/25/2024	Follow Up
Screaming Unicorn	85	No	Victoria Dinh	05/09/2024	Initial Inspection
Sea Coast Investment Corp	85	No	Jared Urban	03/25/2024	Follow Up

User Inspection History
Field's Point - 2024

Company Name	Category	Significant	Inspected By	Date	Inspected Type
Segama's Du-Pro-Lux Cleansers	92	No	Jared Urban	09/30/2024	Follow Up
Seoul Providence LLC	85	No	Victoria Dinh	11/05/2024	Follow Up
Seven Hills, Inc.	85	No	Nathan P. Daggett	08/30/2024	Follow Up
Seven Stars Bakery (Royal Little Dr.)	33	No	Victoria Dinh	12/06/2024	Follow Up
Seven Stars Bakery (Royal Little Dr.)	33	No	Victoria Dinh	05/28/2024	Follow Up
Shakedown Street, LLC	81	No	Jared Urban	03/27/2024	Follow Up
Simplex Engine & Machine, Inc.	42	No	Kyle C. Gannon	11/27/2024	Follow Up
Simplex Engine & Machine, Inc.	42	No	Kyle C. Gannon	05/17/2024	Follow Up
Smith Street Little Caesars LLC	85	No	Jayna R. McCarvill	05/09/2024	Follow Up
Social House, LLC	71	No	Jared Urban	09/10/2024	Follow Up
Southside Olneyville / Dike Street	78	No	Kyle C. Gannon	11/06/2024	Industrial Area
Spectrum Coatings Lab. Inc.	46	No	Alejandra Tobon	12/05/2024	Follow Up
Spectrum Coatings Lab. Inc.	46	No	Nathan P. Daggett	05/22/2024	Follow Up
Sport and Leisure PVD	85	No	Meghan Healy	01/23/2024	Meeting
SRC East Side LLC	86	No	Jared Urban	04/30/2024	Follow Up
Starbucks	85	No	Meghan Healy	04/05/2024	Follow Up
Starbucks Coffee #48803	85	No	Meghan Healy	08/29/2024	Follow Up
Strip Buildings	78	No	Michael McBurney	05/02/2024	Industrial Area
Strip Buildings	78	No	Jared Urban	05/02/2024	Industrial Area
Sura 153, Inc.	85	No	Alejandra Tobon	10/15/2024	Follow Up
Surface Coatings, LLC	11	Yes	Jared Urban	12/12/2024	Follow Up
Surface Coatings, LLC	11	Yes	N/A	09/12/2024	Sample
Surface Coatings, LLC	11	Yes	Jared Urban	06/17/2024	Follow Up
Surface Coatings, LLC	11	Yes	N/A	03/19/2024	Sample
Surface Coatings, LLC	11	Yes	Caitlyn L. Vallee	03/12/2024	Annual
Sushi Cafe	85	No	Victoria Dinh	03/19/2024	Follow Up
Suya Joint	85	No	Meghan Healy	10/11/2024	Meeting
Swan Point Cemetery	97	No	Travis Costa	09/04/2024	Follow Up
Syroya's Bakery	71	No	Jared Urban	09/30/2024	Follow Up
T.B.D. Pizza, Inc.	85	No	Victoria Dinh	04/03/2024	Follow Up
T.C.C. Providence, LLC	85	No	Victoria Dinh	03/28/2024	Initial Inspection
Tallulah's Taqueria	85	No	Victoria Dinh	09/26/2024	Follow Up
Technodic, Inc.	11	Yes	Jared Urban	12/11/2024	Follow Up
Technodic, Inc.	11	Yes	Jared Urban	07/31/2024	Follow Up
Technodic, Inc.	11	Yes	N/A	06/24/2024	Sample
Technodic, Inc.	11	Yes	Kerry M. Britt	05/21/2024	Annual
Technodic, Inc.	11	Yes	N/A	01/22/2024	Sample
Tel-Aviv Cigar Bar & Grill LLC	85	No	Meghan Healy	07/11/2024	Follow Up
Tesla, Inc.	97	No	Travis Costa	07/16/2024	Follow Up
Tesla, Inc.	97	No	Travis Costa	07/02/2024	Initial Inspection
Textron, Inc.	40	Yes	Jared Urban	12/11/2024	Follow Up
Textron, Inc.	40	Yes	N/A	09/04/2024	Sample
Textron, Inc.	40	Yes	Jared Urban	07/22/2024	Follow Up
Textron, Inc.	40	Yes	N/A	05/20/2024	Sample
Textron, Inc.	40	Yes	Jared Urban	04/22/2024	Annual
Thai Lan Xang	85	No	Victoria Dinh	07/03/2024	Initial Inspection
Thayer Street Scoops LLC	85	No	Victoria Dinh	07/24/2024	Follow Up
The Bodega PVD	85	No	Jared Urban	01/30/2024	Follow Up
The Cheesecake Factory Restaurants, Inc.	85	No	Meghan Healy	04/09/2024	Follow Up
The Chicken Coop Kitchen and Bar	85	No	Jayna R. McCarvill	03/12/2024	Initial Inspection
The Foundry Associates	37	No	Travis Costa	12/12/2024	Follow Up
The Foundry Associates	37	No	Travis Costa	06/03/2024	Follow Up
The Industrious Spirit Company, LLC	36	No	Kyle C. Gannon	12/02/2024	Follow Up
The Industrious Spirit Company, LLC	36	No	Kyle C. Gannon	06/26/2024	Follow Up
The Laundry Club	92	No	Jared Urban	04/30/2024	Follow Up
The Merit, LLC	71	No	Alejandra Tobon	11/19/2024	Follow Up

User Inspection History
Field's Point - 2024

Company Name	Category	Significant	Inspected By	Date	Inspected Type
The Original Italian Bakery, Inc.	81	No	Victoria Dinh	09/12/2024	Follow Up
The Providence School Department	86	No	Alejandra Tobon	10/17/2024	Follow Up
The Small Point Cafe - Cafe Zoey	85	No	Victoria Dinh	11/18/2024	Follow Up
The Social Kitchen, Inc.	85	No	Victoria Dinh	01/03/2024	Meeting
The Town Laundry	92	No	Travis Costa	01/19/2024	Initial Inspection
The Wendy's Company (Manton)	85	No	Victoria Dinh	01/03/2024	Follow Up
The Wurks	99	No	Victoria Dinh	02/01/2024	Initial Inspection
This Guy's Pizza	85	No	Meghan Healy	08/30/2024	Follow Up
Thomas C. Slater Compassion Center	35	No	Jared Urban	12/16/2024	Follow Up
Thomas C. Slater Compassion Center	35	No	Jared Urban	07/22/2024	Follow Up
Tool Craft Inc. / Ru-Mart Inc.	41	No	Jared Urban	12/02/2024	Follow Up
Tool Craft Inc. / Ru-Mart Inc.	41	No	Michael McBurney	06/11/2024	Follow Up
Top of the Hill LLC	85	No	Meghan Healy	03/08/2024	Follow Up
Tortilleria y Antojitos Monte de Sion, LP	74	No	Victoria Dinh	12/23/2024	Initial Inspection
Tower Manufacturing Corp.	27	No	Travis Costa	12/13/2024	Follow Up
Tower Manufacturing Corp.	27	No	Travis Costa	06/17/2024	Follow Up
Town Hall Laundromat	92	No	Travis Costa	08/27/2024	Follow Up
TPG 100 Sabin Hotel, LLC	86	No	Jared Urban	08/23/2024	Initial Inspection
Travelers Auto Body, Inc.	97	No	Jared Urban	03/27/2024	Follow Up
Tri-County Community Action Agency	94	No	Michael McBurney	05/09/2024	Meeting
Tri-Jay Co.	11	Yes	Jared Urban	12/05/2024	Annual
Tri-Jay Co.	11	Yes	N/A	10/30/2024	Sample
Tri-Jay Co.	11	Yes	N/A	07/18/2024	Sample
Tri-Jay Co.	11	Yes	Jared Urban	06/12/2024	Follow Up
Tri-Jay Co.	11	Yes	N/A	02/15/2024	Sample
Trinity Brewhouse	85	No	Alejandra Tobon	11/20/2024	Follow Up
Tropicana Restaurant & Bar Inc.	85	No	Kerry M. Britt	04/22/2024	Meeting
Tropicana Restaurant & Bar Inc.	85	No	Caitlyn L. Vallee	04/12/2024	Initial Inspection
Tropicana Restaurant & Bar Inc.	85	No	Caitlyn L. Vallee	04/11/2024	Meeting
Tropicana Restaurant & Bar Inc.	85	No	Caitlyn L. Vallee	03/20/2024	Meeting
Tumblesalts Cafe, LLC	85	No	Victoria Dinh	09/04/2024	Follow Up
TZ Enterprises LLC	74	No	Victoria Dinh	06/04/2024	Initial Inspection
U.S. Postal Service - P&DC	51	No	Victoria Dinh	12/06/2024	Follow Up
U.S. Postal Service - P&DC	51	No	Victoria Dinh	06/12/2024	Follow Up
Ugarit, Inc.	33	Yes	Victoria Dinh	12/17/2024	Follow Up
Ugarit, Inc.	33	Yes	N/A	11/06/2024	Sample
Ugarit, Inc.	33	Yes	Victoria Dinh	10/15/2024	Annual
Ugarit, Inc.	33	Yes	N/A	07/09/2024	Sample
Ugarit, Inc.	33	Yes	Victoria Dinh	05/30/2024	Follow Up
Umana Macario LLC	92	No	Travis Costa	01/25/2024	Initial Inspection
Uncle Mike's Diner, LLC	85	No	Victoria Dinh	04/03/2024	Follow Up
Uncle Mike's Diner, LLC	85	No	Victoria Dinh	01/31/2024	Initial Inspection
UNFI Cafe PVD	85	No	Jared Urban	02/28/2024	Follow Up
Union Station Brewery	36	No	Victoria Dinh	12/20/2024	Follow Up
Union Station Brewery	36	No	Victoria Dinh	05/30/2024	Follow Up
Unique Plating Company	11	Yes	Nathan P. Daggett	12/11/2024	Follow Up
Unique Plating Company	11	Yes	N/A	12/03/2024	Sample
Unique Plating Company	11	Yes	Nathan P. Daggett	07/09/2024	Annual
Unique Plating Company	11	Yes	N/A	06/17/2024	Sample
Unique Plating Company	11	Yes	Nathan P. Daggett	05/30/2024	Follow Up
Unique Plating Company	11	Yes	Nathan P. Daggett	03/19/2024	Follow Up
Unique Plating Company	11	Yes	N/A	01/16/2024	Sample
United States Postal Service - Providence VMF	37	No	Victoria Dinh	12/06/2024	Follow Up
Univar Solutions USA LLC	22	Yes	Jared Urban	12/18/2024	Follow Up
Univar Solutions USA LLC	22	Yes	N/A	10/02/2024	Sample
Univar Solutions USA LLC	22	Yes	Jared Urban	06/04/2024	Follow Up

User Inspection History
Field's Point - 2024

Company Name	Category	Significant	Inspected By	Date	Inspected Type
Univar Solutions USA LLC	22	Yes	Caitlyn L. Vallee	05/01/2024	Annual
Univar Solutions USA LLC	22	Yes	N/A	03/20/2024	Sample
Univar Solutions USA LLC	22	Yes	Caitlyn L. Vallee	01/19/2024	Meeting
Universal Plating Company, Inc.	11	Yes	Jared Urban	12/11/2024	Follow Up
Universal Plating Company, Inc.	11	Yes	N/A	09/17/2024	Sample
Universal Plating Company, Inc.	11	Yes	Jared Urban	06/13/2024	Follow Up
Universal Plating Company, Inc.	11	Yes	N/A	03/18/2024	Sample
Universal Plating Company, Inc.	11	Yes	N/A	01/29/2024	Sample
Universal Plating Company, Inc.	11	Yes	Caitlyn L. Vallee	01/25/2024	Annual
Urban Greens	82	No	Jared Urban	11/07/2024	Follow Up
UTGR, Inc.	85	No	Nathan P. Daggett	08/30/2024	Follow Up
UTGR, Inc.	85	No	Nathan P. Daggett	08/30/2024	Initial Inspection
Vasilios Pizza	85	No	Nathan P. Daggett	08/15/2024	Follow Up
Vasilios Pizza	85	No	Jared Urban	01/08/2024	Follow Up
VBM La Esquinita Market	85	No	Jared Urban	02/29/2024	Initial Inspection
Veranex	49	No	Jared Urban	12/19/2024	Follow Up
Veranex	49	No	Jared Urban	11/15/2024	Follow Up
Verichem Laboratories, Inc.	95	No	Kyle C. Gannon	10/29/2024	Follow Up
V-Mart	82	No	Alejandra Tobon	09/26/2024	Follow Up
Walach Enterprises Providence, LLC	85	No	Jared Urban	03/27/2024	Follow Up
Warwick Poultry Company Inc.	33	No	Jared Urban	11/26/2024	Follow Up
Warwick Poultry Company Inc.	33	No	Jared Urban	05/31/2024	Follow Up
Washington Park Area I	78	No	Travis Costa	11/13/2024	Industrial Area
Waterman Grill, LLC	85	No	Jared Urban	03/25/2024	Follow Up
Waterman LLC	92	No	Jared Urban	09/30/2024	Follow Up
West Exchange Street	78	No	Kyle C. Gannon	11/20/2024	Industrial Area
West Exchange Street	78	No	Jared Urban	11/20/2024	Industrial Area
Whisk Me Away Bakehouse	81	No	Kyle C. Gannon	03/26/2024	Follow Up
Wicked Fresh Cafe	71	No	Meghan Healy	08/29/2024	Meeting
Wicked fresh Cafe	85	No	Meghan Healy	08/30/2024	Initial Inspection
Willowick Residential	89	No	Travis Costa	02/07/2024	Follow Up
Wine & Cheese	85	No	Victoria Dinh	07/31/2024	Follow Up
Wings on 5	71	No	Michael McBurney	03/12/2024	Follow Up
Wise Guys Deli	74	No	Jayna R. McCarvill	03/12/2024	Initial Inspection
Woonasquatucket Avenue	78	No	Alejandra Tobon	09/17/2024	Industrial Area
Woonasquatucket Avenue	78	No	Michael McBurney	09/17/2024	Industrial Area
WT Terminal Providence, LLC	59	No	Michael McBurney	12/27/2024	Follow Up
WT Terminal Providence, LLC	59	No	Kyle C. Gannon	12/09/2024	Follow Up
WT Terminal Providence, LLC	59	No	Kyle C. Gannon	06/05/2024	Follow Up
WVCB	43	No	Victoria Dinh	12/03/2024	Follow Up
WVCB	43	No	Jayna R. McCarvill	05/28/2024	Follow Up
Y Noodle Bar, LLC	85	No	Travis Costa	09/19/2024	Follow Up
Yacht Club Bottling Works, Inc.	34	No	Jared Urban	12/02/2024	Follow Up
Yacht Club Bottling Works, Inc.	34	No	Jared Urban	06/28/2024	Follow Up
Yas Chicken	85	No	Victoria Dinh	11/05/2024	Follow Up
Zebra Technologies Corporation	42	No	Jared Urban	12/19/2024	Initial Inspection
Zizi Gulu LLC	85	No	Meghan Healy	02/08/2024	Follow Up
Zona Lounge	85	No	Jared Urban	02/27/2024	Follow Up

USER INSPECTION HISTORY

BUCKLIN POINT

User Inspection History
Bucklin Point - 2024

Company Name	Category	Significant	Inspected By	Date	Inspected Type
10 Rocks Lounge & Tapas, LLC	85	No	Jared Urban	05/23/2024	Follow Up
1537 Corporation	85	No	Victoria Dinh	01/11/2024	Follow Up
181 Conant Street	78	No	Meghan Healy	07/26/2024	Industrial Area
181 Conant Street	78	No	Michael McBurney	07/26/2024	Industrial Area
181 Conant Street	78	No	Jared Urban	07/26/2024	Industrial Area
417 Roosevelt Avenue	78	No	Nathan P. Daggett	02/15/2024	Industrial Area
417 Roosevelt Avenue	78	No	Jayna R. McCarvill	02/15/2024	Industrial Area
560 Mineral Spring Avenue	78	No	Nathan P. Daggett	12/24/2024	Industrial Area
593 Mineral Spring Avenue Associates, LLC	86	No	Jared Urban	09/10/2024	Initial Inspection
7-Eleven Inc.	85	No	Travis Costa	08/08/2024	Follow Up
7-Eleven Inc.	85	No	Jared Urban	05/08/2024	Follow Up
80 Fountain Street	78	No	Jared Urban	12/30/2024	Industrial Area
APBVP, Inc.	85	No	Jared Urban	03/26/2024	Follow Up
ARJK, Inc.	85	No	Jared Urban	04/29/2024	Follow Up
Accent Plating Company	11	Yes	Nathan P. Daggett	12/17/2024	Follow Up
Accent Plating Company	11	Yes	Nathan P. Daggett	09/19/2024	Follow Up
Accent Plating Company	11	Yes	N/A	08/08/2024	Sample
Accent Plating Company	11	Yes	Nathan P. Daggett	06/03/2024	Follow Up
Accent Plating Company	11	Yes	Nathan P. Daggett	05/02/2024	Annual
Accent Plating Company	11	Yes	N/A	02/08/2024	Sample
Accu-Care Supply	27	No	Travis Costa	12/17/2024	Follow Up
Accu-Care Supply	27	No	Travis Costa	06/05/2024	Follow Up
Advance Market LLC	74	No	Alejandra Tobon	12/31/2024	Initial Inspection
Agar Machining & Welding, Inc.	42	No	Jared Urban	12/17/2024	Follow Up
Agar Machining & Welding, Inc.	42	No	Michael McBurney	06/05/2024	Follow Up
Air Filtration Systems, LLC	42	No	Kyle C. Gannon	12/05/2024	Follow Up
Air Filtration Systems, LLC	42	No	Kyle C. Gannon	05/29/2024	Follow Up
Alves and Sons Bakery	81	No	Alejandra Tobon	11/20/2024	Follow Up
Amanda's Kitchen	85	No	Jared Urban	04/29/2024	Follow Up
Amica Mutual Insurance Co. - 10	53	No	Victoria Dinh	12/10/2024	Follow Up
Amica Mutual Insurance Co. - 10	53	No	Victoria Dinh	06/10/2024	Follow Up
Amica Mutual Insurance Co. - 25	37	No	Victoria Dinh	12/10/2024	Follow Up
Amica Mutual Insurance Co. - 25	37	No	Victoria Dinh	06/10/2024	Follow Up
Amica Mutual Insurance Co. - 50	53	No	Victoria Dinh	12/10/2024	Follow Up
Amica Mutual Insurance Co. - 50	53	No	Victoria Dinh	06/10/2024	Follow Up
Amica Mutual Insurance Co.-100	86	No	Victoria Dinh	12/10/2024	Follow Up
Amica Mutual Insurance Co.-100	86	No	Victoria Dinh	06/10/2024	Follow Up
Angelo's Pizza, Inc.	85	No	Jared Urban	05/21/2024	Follow Up
Apna Bazar, LLC	85	No	Travis Costa	07/16/2024	Follow Up
Apple Valley Kenco, Inc.	71	No	Jared Urban	03/28/2024	Follow Up
Arigna Irish Pub	85	No	Travis Costa	05/28/2024	Follow Up
Arigna Irish Pub	85	No	Travis Costa	02/15/2024	Follow Up
ArtVac Corporation	51	No	Travis Costa	12/10/2024	Follow Up
ArtVac Corporation	51	No	Travis Costa	06/03/2024	Follow Up
ArtVac Corporation	51	No	Travis Costa	03/12/2024	Follow Up
Aspen Aerogels Rhode Island, LLC	32	Yes	Nathan P. Daggett	12/09/2024	Follow Up
Aspen Aerogels Rhode Island, LLC	32	Yes	Nathan P. Daggett	10/10/2024	Follow Up
Aspen Aerogels Rhode Island, LLC	32	Yes	N/A	08/29/2024	Sample
Aspen Aerogels Rhode Island, LLC	32	Yes	N/A	07/23/2024	Sample
Aspen Aerogels Rhode Island, LLC	32	Yes	Nathan P. Daggett	06/05/2024	Follow Up
Aspen Aerogels Rhode Island, LLC	32	Yes	Nathan P. Daggett	04/02/2024	Annual
Aspen Aerogels Rhode Island, LLC	32	Yes	N/A	01/18/2024	Sample
Aspen Aerogels Rhode Island, LLC	32	Yes	N/A	01/17/2024	Sample
Auto Parts Group Southwest LLC	42	No	Nathan P. Daggett	12/06/2024	Follow Up
Auto Parts Group Southwest LLC	42	No	Nathan P. Daggett	05/20/2024	Follow Up
Azalea's Asian Cuisine	85	No	Alejandra Tobon	11/26/2024	Follow Up

User Inspection History
Bucklin Point - 2024

Company Name	Category	Significant	Inspected By	Date	Inspected Type
B+M Clambake Co.	85	No	Alejandra Tobon	12/11/2024	Follow Up
BDE, LLC	71	No	Jared Urban	02/28/2024	Follow Up
BEST Engineered Surface Technologies, LLC	11	Yes	Kyle C. Gannon	10/15/2024	Follow Up
BEST Engineered Surface Technologies, LLC	11	Yes	N/A	09/25/2024	Sample
BEST Engineered Surface Technologies, LLC	11	Yes	Kyle C. Gannon	07/17/2024	Annual
BEST Engineered Surface Technologies, LLC	11	Yes	Kyle C. Gannon	06/05/2024	Follow Up
BEST Engineered Surface Technologies, LLC	11	Yes	N/A	04/02/2024	Sample
BEST Engineered Surface Technologies, LLC	11	Yes	Kyle C. Gannon	03/06/2024	Follow Up
BLP Inc.	85	No	Meghan Healy	09/26/2024	Follow Up
Bachini's Bakery	81	No	Alejandra Tobon	11/07/2024	Follow Up
Bake My Day- Broad Street	71	No	Jared Urban	05/21/2024	Follow Up
Barentz NA LLC	35	No	Alejandra Tobon	11/27/2024	Follow Up
Barentz NA LLC	35	No	Michael McBurney	06/10/2024	Follow Up
Barletta Heavy Division	40	Yes	Kyle C. Gannon	07/23/2024	Annual
Barletta Heavy Division	40	Yes	Kyle C. Gannon	06/14/2024	Follow Up
Barletta Heavy Division	40	Yes	Kyle C. Gannon	04/25/2024	Follow Up
Barletta Heavy Division	40	Yes	N/A	03/21/2024	Sample
Barletta Heavy Division	40	Yes	N/A	03/07/2024	Sample
Barletta Heavy Division	40	Yes	Kerry M. Britt	12/05/2024	Follow Up
Barletta Heavy Division	40	Yes	N/A	07/31/2024	Sample
Barletta Heavy Division	40	Yes	Kerry M. Britt	07/29/2024	Annual
Barletta Heavy Division	40	Yes	N/A	01/11/2024	Sample
Bento Nouveau, Inc.	33	No	Meghan Healy	12/19/2024	Follow Up
Bento Nouveau, Inc.	33	No	Meghan Healy	05/31/2024	Follow Up
Bernardo Manufacturing	21	No	Jared Urban	12/18/2024	Follow Up
Bernardo Manufacturing	21	No	Michael McBurney	06/12/2024	Follow Up
Blackstone Valley Place Industrial Area	78	No	Meghan Healy	09/26/2024	Industrial Area
Blackstone Valley Place Industrial Area	78	No	Victoria Dinh	09/26/2024	Industrial Area
Bliss Manufacturing Co., Inc.	41	No	Travis Costa	12/16/2024	Follow Up
Bliss Manufacturing Co., Inc.	41	No	Travis Costa	06/04/2024	Follow Up
Bliss Manufacturing Co., Inc.	41	No	Travis Costa	04/09/2024	Follow Up
Breakneck Food Corp.	85	No	Travis Costa	09/25/2024	Follow Up
Bright Dents, LLC	94	No	Travis Costa	08/08/2024	Initial Inspection
Bubble Authority, LLC	71	No	Kyle C. Gannon	10/08/2024	Initial Inspection
Bubble Waffle Cafe	85	No	Travis Costa	07/18/2024	Follow Up
Bubble Wash	92	No	Alejandra Tobon	10/18/2024	Follow Up
Bucklin Point Treatment Plant	0	No	Kerry M. Britt	12/16/2024	Follow Up
Bucklin Point Treatment Plant	0	No	Kerry M. Britt	10/25/2024	Follow Up
Bucklin Point Treatment Plant	0	No	Kerry M. Britt	09/12/2024	Annual
Bucklin Point Treatment Plant	0	No	Kerry M. Britt	06/25/2024	Follow Up
Bucklin Point Treatment Plant	0	No	Kerry M. Britt	04/09/2024	Follow Up
Bucklin Point Treatment Plant	0	No	Kerry M. Britt	03/14/2024	Follow Up
Bucklin Point Treatment Plant	0	No	Kerry M. Britt	01/23/2024	Follow Up
Bullard Abrasives Inc	42	No	Jared Urban	12/13/2024	Follow Up
Bullard Abrasives Inc	42	No	Michael McBurney	06/13/2024	Follow Up
C & P Enterprises	97	No	Kyle C. Gannon	09/18/2024	Follow Up
CAMRAC, LLC	37	No	Nathan P. Daggett	11/26/2024	Follow Up
CAMRAC, LLC	37	No	Nathan P. Daggett	05/21/2024	Follow Up
CBNA Barletta Phase IIIA CSO JV	40	Yes	Kyle C. Gannon	09/04/2024	Annual
CBNA Barletta Phase IIIA CSO JV	40	Yes	Kyle C. Gannon	08/23/2024	Follow Up
CBNA Barletta Phase IIIA CSO JV	40	Yes	Michael McBurney	06/24/2024	Meeting
CBNA Barletta Phase IIIA CSO JV	40	Yes	Kyle C. Gannon	06/14/2024	Follow Up
CBNA Barletta Phase IIIA CSO JV	40	Yes	N/A	01/08/2024	Sample
CBNA Barletta Phase IIIA CSO JV	40	Yes	N/A	01/04/2024	Sample
CBNA Barletta Phase IIIA CSO JV	40	Yes	Kyle C. Gannon	01/04/2024	Follow Up
CBNA Barletta Phase IIIA CSO JV - OF 213 Drop Shaft Site	40	Yes	Kyle C. Gannon	04/04/2024	Annual

User Inspection History
Bucklin Point - 2024

Company Name	Category	Significant	Inspected By	Date	Inspected Type
CBNA Barletta Phase IIIA CSO JV - OF 213 Drop Shaft Site	40	Yes	Kyle C. Gannon	02/27/2024	Follow Up
CBNA Barletta Phase IIIA CSO JV - OF 213 Drop Shaft Site	40	Yes	N/A	02/14/2024	Sample
CBNA Barletta Phase IIIA CSO JV - OF 213 Drop Shaft Site	40	Yes	N/A	01/24/2024	Sample
CBNA Barletta Phase IIIA CSO JV - Receiving Shaft Site	40	Yes	Kyle C. Gannon	02/27/2024	Annual
CBNA Barletta Phase IIIA CSO JV - Receiving Shaft Site	40	Yes	N/A	02/14/2024	Sample
CBNA Barletta Phase IIIA CSO JV - Receiving Shaft Site	40	Yes	N/A	01/25/2024	Sample
Cafeteria Boriaquen	71	No	Victoria Dinh	07/31/2024	Initial Inspection
Calise & Sons Bakery	33	No	Jared Urban	12/13/2024	Follow Up
Calise & Sons Bakery	33	No	Jared Urban	06/28/2024	Follow Up
Calise & Sons Bakery	33	No	Michael McBurney	05/03/2024	Follow Up
Calise & Sons Bakery	33	No	Michael McBurney	05/02/2024	Follow Up
Care New England Health System	52	No	Jared Urban	12/17/2024	Follow Up
Care New England Health System	52	No	Michael McBurney	06/18/2024	Follow Up
Carlisle Coatings and Waterproofing, Inc.	42	No	Jared Urban	12/17/2024	Follow Up
Carlisle Coatings and Waterproofing, Inc.	42	No	Jared Urban	06/06/2024	Follow Up
Carrington Street	78	No	Kyle C. Gannon	07/03/2024	Industrial Area
Carrington Street	78	No	Michael McBurney	07/03/2024	Industrial Area
Catanzaro Food Products, Inc.	33	No	Meghan Healy	12/27/2024	Follow Up
Catanzaro Food Products, Inc.	33	No	Meghan Healy	06/13/2024	Follow Up
Catanzaro Food Products, Inc.	33	No	Meghan Healy	01/12/2024	Follow Up
Cave, LLC	36	No	Kyle C. Gannon	12/16/2024	Follow Up
Cave, LLC	36	No	Kyle C. Gannon	07/12/2024	Follow Up
Central Auto Radiator, Inc.	59	No	Meghan Healy	12/04/2024	Follow Up
Central Auto Radiator, Inc.	59	No	Meghan Healy	05/23/2024	Follow Up
Central Falls Provision Co.	33	No	Meghan Healy	12/18/2024	Follow Up
Central Falls Provision Co.	33	No	Meghan Healy	06/06/2024	Follow Up
Central Laundry Inc.	92	No	Kyle C. Gannon	02/15/2024	Follow Up
Chemart Company	11	Yes	Kyle C. Gannon	12/12/2024	Follow Up
Chemart Company	11	Yes	Kyle C. Gannon	11/12/2024	Meeting
Chemart Company	11	Yes	Kyle C. Gannon	09/23/2024	Meeting
Chemart Company	11	Yes	Kyle C. Gannon	09/10/2024	Follow Up
Chemart Company	11	Yes	Kyle C. Gannon	08/07/2024	Meeting
Chemart Company	11	Yes	N/A	07/30/2024	Sample
Chemart Company	11	Yes	Kyle C. Gannon	06/25/2024	Follow Up
Chemart Company	11	Yes	Kyle C. Gannon	05/08/2024	Annual
Chemart Company	11	Yes	N/A	02/27/2024	Sample
Chemart Company	11	Yes	Kyle C. Gannon	02/26/2024	Follow Up
Chemart Company	11	Yes	Kyle C. Gannon	01/22/2024	Meeting
Choklit Molds, Ltd.	60	No	Michael McBurney	07/03/2024	Follow Up
Cinemaworld	85	No	Alejandra Tobon	09/30/2024	Follow Up
Cintas Corporation	25	Yes	Kyle C. Gannon	12/04/2024	Annual
Cintas Corporation	25	Yes	Kyle C. Gannon	10/24/2024	Follow Up
Cintas Corporation	25	Yes	Kyle C. Gannon	09/19/2024	Follow Up
Cintas Corporation	25	Yes	N/A	09/10/2024	Sample
Cintas Corporation	25	Yes	Kyle C. Gannon	07/18/2024	Meeting
Cintas Corporation	25	Yes	Kyle C. Gannon	06/13/2024	Follow Up
Cintas Corporation	25	Yes	N/A	05/07/2024	Sample
City of Pawtucket - Public Works	37	No	Travis Costa	06/04/2024	Follow Up
City of Pawtucket - Public Works	37	No	Travis Costa	04/09/2024	Follow Up
Coia Sanitation Services	80	No	Travis Costa	09/13/2024	Follow Up
Colbea Enterprises LLC	97	No	Meghan Healy	08/01/2024	Follow Up
Commonwealth Liquid Products, LLC	22	No	Kyle C. Gannon	12/18/2024	Follow Up
Commonwealth Liquid Products, LLC	22	No	Kyle C. Gannon	05/22/2024	Follow Up
Compare Foods	82	No	Alejandra Tobon	12/06/2024	Follow Up
Compare Foods	82	No	Alejandra Tobon	10/21/2024	Follow Up
Conopco, Inc. (Site #1)	40	Yes	Travis Costa	12/06/2024	Follow Up

User Inspection History
Bucklin Point - 2024

Company Name	Category	Significant	Inspected By	Date	Inspected Type
Conopco, Inc. (Site #1)	40	Yes	Travis Costa	11/26/2024	Annual
Conopco, Inc. (Site #1)	40	Yes	N/A	10/08/2024	Sample
Conopco, Inc. (Site #1)	40	Yes	Kerry M. Britt	06/25/2024	Meeting
Conopco, Inc. (Site #1)	40	Yes	Travis Costa	06/03/2024	Follow Up
Conopco, Inc. (Site #1)	40	Yes	N/A	03/26/2024	Sample
Conrad-Jarvis Corp.	42	No	Alejandra Tobon	12/04/2024	Follow Up
Conrad-Jarvis Corp.	42	No	Michael McBurney	06/10/2024	Follow Up
Continental Plastics & Packaging	35	No	Jared Urban	12/13/2024	Follow Up
Continental Plastics & Packaging	35	No	Michael McBurney	05/31/2024	Follow Up
Cool Air Creations Inc.	99	No	Kyle C. Gannon	11/07/2024	Follow Up
Cooley, Incorporated	53	No	Travis Costa	12/19/2024	Follow Up
Cooley, Incorporated	53	No	Travis Costa	06/05/2024	Follow Up
Craft Burgers & Beer	71	No	Jared Urban	03/28/2024	Follow Up
Creative Stone Countertops Inc.	42	No	Meghan Healy	12/04/2024	Follow Up
Creative Stone Countertops Inc.	42	No	Meghan Healy	05/23/2024	Follow Up
Crest Manufacturing Company	52	No	Meghan Healy	12/10/2024	Follow Up
Crest Manufacturing Company	52	No	Meghan Healy	06/13/2024	Follow Up
Crooked Current Brewery	36	No	Kyle C. Gannon	12/16/2024	Follow Up
Cuisine Del Mar	85	No	Jayna R. McCarvill	05/22/2024	Follow Up
Cumberland House of Pizza	85	No	Victoria Dinh	03/07/2024	Follow Up
Custom & Miller Box Company	24	No	Meghan Healy	12/16/2024	Follow Up
Custom & Miller Box Company	24	No	Meghan Healy	06/05/2024	Follow Up
D.E. Foods, LLC	85	No	Jared Urban	03/28/2024	Follow Up
DFG Donuts Inc.	85	No	Meghan Healy	05/31/2024	Follow Up
DG Cafe & Bakery	81	No	Jared Urban	02/28/2024	Follow Up
Daiohs U.S.A. Inc.	89	No	Jared Urban	09/10/2024	Follow Up
Dave's Marketplace	82	No	Meghan Healy	08/01/2024	Follow Up
David London and Company	35	No	Kyle C. Gannon	12/23/2024	Follow Up
David London and Company	35	No	Kyle C. Gannon	05/30/2024	Follow Up
Denison Pharmaceuticals, LLC	14	Yes	Kyle C. Gannon	12/13/2024	Follow Up
Denison Pharmaceuticals, LLC	14	Yes	N/A	09/11/2024	Sample
Denison Pharmaceuticals, LLC	14	Yes	Kyle C. Gannon	07/16/2024	Annual
Denison Pharmaceuticals, LLC	14	Yes	Kyle C. Gannon	07/03/2024	Follow Up
Denison Pharmaceuticals, LLC	14	Yes	Kyle C. Gannon	06/04/2024	Follow Up
Denison Pharmaceuticals, LLC	14	Yes	Kyle C. Gannon	04/24/2024	Meeting
Denison Pharmaceuticals, LLC	14	Yes	N/A	03/20/2024	Sample
Denison Pharmaceuticals, LLC	14	Yes	Kyle C. Gannon	03/07/2024	Meeting
Denison Pharmaceuticals, LLC	14	Yes	Kyle C. Gannon	02/15/2024	Meeting
Denison Pharmaceuticals, LLC	14	Yes	Kyle C. Gannon	01/17/2024	Follow Up
Dexter Laundromat, Inc.	92	No	Meghan Healy	04/18/2024	Follow Up
Dexter Street South Laundry Corp.	92	No	Travis Costa	08/14/2024	Follow Up
Diamond Hill Dental	94	No	Kyle C. Gannon	03/14/2024	Follow Up
Double Dragon	85	No	Alejandra Tobon	10/25/2024	Follow Up
Drs. Ward and Vaudry	94	No	Kyle C. Gannon	11/07/2024	Follow Up
Dunkin Donuts	85	No	Jared Urban	01/31/2024	Follow Up
Dunnell Lane	78	No	Kyle C. Gannon	12/24/2024	Industrial Area
Eaton Corporation	41	No	Jared Urban	12/17/2024	Follow Up
Eaton Corporation	41	No	Jared Urban	06/25/2024	Follow Up
Echo Septic Services LLC	80	No	Travis Costa	09/13/2024	Follow Up
Ecological Fibers, Inc.	29	Yes	Michael McBurney	12/11/2024	Follow Up
Ecological Fibers, Inc.	29	Yes	N/A	10/31/2024	Sample
Ecological Fibers, Inc.	29	Yes	Michael McBurney	08/22/2024	Annual
Ecological Fibers, Inc.	29	Yes	N/A	06/26/2024	Sample
Ecological Fibers, Inc.	29	Yes	Michael McBurney	06/18/2024	Follow Up
Ecological Fibers, Inc.	29	Yes	N/A	05/07/2024	Sample
Ecological Fibers, Inc.	29	Yes	Michael McBurney	03/22/2024	Follow Up

User Inspection History
Bucklin Point - 2024

Company Name	Category	Significant	Inspected By	Date	Inspected Type
Eggs Up	85	No	Meghan Healy	09/26/2024	Follow Up
Eglantina Kica, D.M.D.	94	No	Kyle C. Gannon	03/12/2024	Follow Up
El Gran Jaguar	85	No	Alejandra Tobon	11/19/2024	Initial Inspection
Ennovi Advanced Mobility Solutions Rhode Island Inc.	11	Yes	Kyle C. Gannon	12/11/2024	Follow Up
Ennovi Advanced Mobility Solutions Rhode Island Inc.	11	Yes	Kyle C. Gannon	10/24/2024	Follow Up
Ennovi Advanced Mobility Solutions Rhode Island Inc.	11	Yes	N/A	09/24/2024	Sample
Ennovi Advanced Mobility Solutions Rhode Island Inc.	11	Yes	Kyle C. Gannon	06/05/2024	Follow Up
Ennovi Advanced Mobility Solutions Rhode Island Inc.	11	Yes	N/A	04/23/2024	Sample
Ennovi Advanced Mobility Solutions Rhode Island Inc.	11	Yes	Kyle C. Gannon	02/07/2024	Annual
Everett Charles Tech Inc.	41	No	Kyle C. Gannon	12/13/2024	Follow Up
Everett Charles Tech Inc.	41	No	Kyle C. Gannon	05/22/2024	Follow Up
Exchange Street Cafe	85	No	Alejandra Tobon	11/19/2024	Follow Up
Faria Meat Market, LLC	82	No	Travis Costa	10/22/2024	Follow Up
Faria Meat Market, LLC	82	No	Travis Costa	03/22/2024	Initial Inspection
Fiesta Tex Mex, Inc.	85	No	Jared Urban	02/28/2024	Follow Up
Finish Line Car Wash, LLC	97	No	Meghan Healy	10/21/2024	Meeting
Finlay Extracts & Ingredients USA, Inc.	33	Yes	Travis Costa	12/10/2024	Follow Up
Finlay Extracts & Ingredients USA, Inc.	33	Yes	N/A	10/22/2024	Sample
Finlay Extracts & Ingredients USA, Inc.	33	Yes	Travis Costa	10/17/2024	Annual
Finlay Extracts & Ingredients USA, Inc.	33	Yes	N/A	08/28/2024	Sample
Finlay Extracts & Ingredients USA, Inc.	33	Yes	Travis Costa	07/25/2024	Follow Up
Finlay Extracts & Ingredients USA, Inc.	33	Yes	Travis Costa	06/03/2024	Follow Up
Flavors	85	No	Jayna R. McCarvill	05/22/2024	Initial Inspection
Frank Lizotte's Glass Co., Inc.	42	No	Jared Urban	12/09/2024	Follow Up
Frank Lizotte's Glass Co., Inc.	42	No	Kyle C. Gannon	06/06/2024	Follow Up
Frankly Food, Inc.	71	No	Jared Urban	02/29/2024	Follow Up
Freeway Laundry II	92	No	Travis Costa	08/14/2024	Follow Up
Freeway Laundry IV	92	No	Kyle C. Gannon	02/15/2024	Follow Up
Fuller Packaging, Inc.	52	No	Victoria Dinh	12/12/2024	Follow Up
Fuller Packaging, Inc.	52	No	Jayna R. McCarvill	06/12/2024	Follow Up
G.B. Donuts of RI Inc.	85	No	Travis Costa	10/31/2024	Follow Up
G.B. Donuts of RI Inc.	85	No	Meghan Healy	08/01/2024	Follow Up
Garden Grille	85	No	Meghan Healy	11/20/2024	Follow Up
Garrity Partners, LLC	85	No	Jayna R. McCarvill	05/22/2024	Initial Inspection
George Bennett Hwy Central	78	No	Michael McBurney	05/06/2024	Industrial Area
George Bennett Hwy Central	78	No	Kyle C. Gannon	05/06/2024	Industrial Area
George Bennett Hwy South	78	No	Kyle C. Gannon	05/06/2024	Industrial Area
George Bennett Hwy South	78	No	Michael McBurney	05/06/2024	Industrial Area
George Washington Highway	78	No	Victoria Dinh	04/23/2024	Industrial Area
George Washington Highway	78	No	Michael McBurney	04/23/2024	Industrial Area
Gerard A. Belhumeur, DDS	94	No	Travis Costa	07/18/2024	Follow Up
Golden Palace	85	No	Alejandra Tobon	10/25/2024	Follow Up
Greystone of Lincoln, Inc.	42	No	Jared Urban	12/13/2024	Follow Up
Greystone of Lincoln, Inc.	42	No	Michael McBurney	05/31/2024	Follow Up
H&R Paving and Excavation, Inc.	80	No	Michael McBurney	07/25/2024	Follow Up
H&R Paving and Excavation, Inc.	80	No	Jared Urban	01/24/2024	Meeting
HM Vincent, DMD, LLC	94	No	Travis Costa	01/09/2024	Follow Up
HP Services, Inc.	11	Yes	Travis Costa	12/06/2024	Follow Up
HP Services, Inc.	11	Yes	N/A	10/01/2024	Sample
HP Services, Inc.	11	Yes	Travis Costa	06/10/2024	Follow Up
HP Services, Inc.	11	Yes	N/A	04/30/2024	Sample
HP Services, Inc.	11	Yes	Travis Costa	04/12/2024	Annual
HP Services, Inc.	11	Yes	Travis Costa	03/13/2024	Follow Up
Harris Mutual	42	No	Travis Costa	12/12/2024	Follow Up
Harris Mutual	42	No	Travis Costa	06/03/2024	Follow Up
Hart Engineering Corporation - BP Tunnel Pump Station	40	Yes	Jared Urban	12/12/2024	Follow Up

User Inspection History
Bucklin Point - 2024

Company Name	Category	Significant	Inspected By	Date	Inspected Type
Hart Engineering Corporation - BP Tunnel Pump Station	40	Yes	Jared Urban	11/06/2024	Annual
Hart Engineering Corporation - BP Tunnel Pump Station	40	Yes	N/A	10/01/2024	Sample
Hart Engineering Corporation - BP Tunnel Pump Station	40	Yes	N/A	06/18/2024	Sample
Hasbro, Inc.	86	No	Travis Costa	06/05/2024	Follow Up
Hasbro, Inc. - Executive Offices	86	No	Travis Costa	04/25/2024	Follow Up
Haulin Oats	74	No	Travis Costa	10/08/2024	Meeting
Hazel Origin Coffee	85	No	Travis Costa	09/18/2024	Initial Inspection
Hidalgo Restaurant	85	No	Alejandra Tobon	11/07/2024	Follow Up
Highland Corporate Drive	78	No	Michael McBurney	04/23/2024	Industrial Area
Highland Corporate Drive	78	No	Victoria Dinh	04/23/2024	Industrial Area
Highland Equities, LLC	74	No	Victoria Dinh	10/25/2024	Initial Inspection
Hindley Manufacturing Company	11	Yes	Travis Costa	12/12/2024	Follow Up
Hindley Manufacturing Company	11	Yes	N/A	09/25/2024	Sample
Hindley Manufacturing Company	11	Yes	Travis Costa	08/20/2024	Annual
Hindley Manufacturing Company	11	Yes	Travis Costa	06/04/2024	Follow Up
Hindley Manufacturing Company	11	Yes	N/A	04/18/2024	Sample
Homestead Baking Company	33	No	Meghan Healy	12/19/2024	Follow Up
Homestead Baking Company	33	No	Meghan Healy	06/06/2024	Follow Up
Honeybird Restaurant	85	No	Victoria Dinh	08/30/2024	Follow Up
Hope Global	23	No	Travis Costa	12/06/2024	Follow Up
Hope Global	23	No	Travis Costa	06/03/2024	Follow Up
Hope Valley Industries	42	No	Victoria Dinh	12/10/2024	Initial Inspection
Hope Valley Industries	42	No	Victoria Dinh	12/10/2024	Follow Up
Hope Valley Industries	42	No	Jayna R. McCarvill	06/03/2024	Follow Up
Hord Crystal Corporation	11	Yes	Travis Costa	12/16/2024	Follow Up
Hord Crystal Corporation	11	Yes	N/A	09/16/2024	Sample
Hord Crystal Corporation	11	Yes	Travis Costa	06/04/2024	Follow Up
Hord Crystal Corporation	11	Yes	Travis Costa	04/09/2024	Annual
Hord Crystal Corporation	11	Yes	N/A	03/04/2024	Sample
Hord Crystal Corporation	11	Yes	Travis Costa	02/15/2024	Follow Up
Hot Spot LLC	85	No	Alejandra Tobon	10/21/2024	Follow Up
INSCO Group	99	No	Kyle C. Gannon	02/26/2024	Follow Up
Ignite Your Life Nutrition	71	No	Jared Urban	06/14/2024	Follow Up
Igus, Inc	42	No	Nathan P. Daggett	12/18/2024	Follow Up
Igus, Inc	42	No	Nathan P. Daggett	08/08/2024	Initial Inspection
Igus, Inc.	60	No	Nathan P. Daggett	08/08/2024	Follow Up
Impact Custom Apparel, LLC	99	No	Travis Costa	10/01/2024	Follow Up
Industrial Lane Cumberland	78	No	Victoria Dinh	03/13/2024	Industrial Area
Industrial Lane Cumberland	78	No	Caitlyn L. Vallee	03/13/2024	Industrial Area
International Food Group	81	No	Travis Costa	09/10/2024	Follow Up
International Food Group	81	No	Travis Costa	01/30/2024	Initial Inspection
International Meat Market	71	No	Travis Costa	04/03/2024	Follow Up
International Packaging Corp.	53	No	Jared Urban	12/16/2024	Follow Up
International Packaging Corp.	53	No	Kyle C. Gannon	05/29/2024	Follow Up
Isle Brewers Guild, LLC	36	Yes	Kyle C. Gannon	12/19/2024	Follow Up
Isle Brewers Guild, LLC	36	Yes	Kyle C. Gannon	10/02/2024	Annual
Isle Brewers Guild, LLC	36	Yes	N/A	07/09/2024	Sample
Isle Brewers Guild, LLC	36	Yes	Kyle C. Gannon	05/31/2024	Follow Up
Isle Brewers Guild, LLC	36	Yes	Kyle C. Gannon	04/18/2024	Follow Up
Isle Brewers Guild, LLC	36	Yes	N/A	01/30/2024	Sample
J&M Diamond Tool, Inc.	44	No	Jared Urban	12/13/2024	Follow Up
J&M Diamond Tool, Inc.	44	No	Kyle C. Gannon	06/05/2024	Follow Up
J&N Foods, Inc.	85	No	Victoria Dinh	04/15/2024	Follow Up
JAR Bakers Supply	33	No	Kyle C. Gannon	12/05/2024	Follow Up
JAR Bakers Supply	33	No	Kyle C. Gannon	06/03/2024	Follow Up
JH Davis, LLC.	42	No	Alejandra Tobon	12/04/2024	Follow Up

User Inspection History
Bucklin Point - 2024

Company Name	Category	Significant	Inspected By	Date	Inspected Type
JH Davis, LLC.	42	No	Nathan P. Daggett	05/23/2024	Follow Up
JSC New England Operating, LLC	85	No	Jared Urban	01/18/2024	Follow Up
Ja Patty RI LLC	81	No	Meghan Healy	12/18/2024	Follow Up
Ja Patty RI LLC	81	No	Michael McBurney	12/18/2024	Meeting
Ja Patty RI LLC	81	No	Meghan Healy	11/27/2024	Initial Inspection
James Devine, DMD	71	No	Kyle C. Gannon	11/12/2024	Initial Inspection
Jazz - Mondy, Inc.	71	No	Victoria Dinh	01/19/2024	Follow Up
John H. Collins & Sons Company	27	Yes	Kyle C. Gannon	12/11/2024	Annual
John H. Collins & Sons Company	27	Yes	Kyle C. Gannon	10/15/2024	Follow Up
John H. Collins & Sons Company	27	Yes	N/A	09/03/2024	Sample
John H. Collins & Sons Company	27	Yes	Kyle C. Gannon	05/31/2024	Follow Up
John H. Collins & Sons Company	27	Yes	N/A	04/30/2024	Sample
John H. Collins & Sons Company	27	Yes	Kyle C. Gannon	04/18/2024	Follow Up
John Rocchio Corporation	40	Yes	Kerry M. Britt	12/05/2024	Follow Up
John Rocchio Corporation	40	Yes	Kerry M. Britt	08/05/2024	Annual
Jozon Enterprises Inc.	85	No	Meghan Healy	04/18/2024	Follow Up
K&W Webbing Company	23	No	Nathan P. Daggett	12/03/2024	Follow Up
K&W Webbing Company	23	No	Nathan P. Daggett	05/24/2024	Follow Up
Key Container Corporation	24	No	Meghan Healy	12/16/2024	Follow Up
Key Container Corporation	24	No	Meghan Healy	06/05/2024	Follow Up
Kitchen & Countertop Center of New England	42	No	Victoria Dinh	12/18/2024	Follow Up
Kitchen & Countertop Center of New England	42	No	Victoria Dinh	06/26/2024	Follow Up
Kiwi Burst Yogurt Shop	85	No	Travis Costa	09/25/2024	Follow Up
Kpot	85	No	Victoria Dinh	03/18/2024	Initial Inspection
L&B Foods, Inc.	81	No	Alejandra Tobon	11/19/2024	Follow Up
La Colombiana Bar & Grill, Segura Inc.	85	No	Travis Costa	08/22/2024	Follow Up
La Colombiana Bar & Grill, Segura Inc.	85	No	Alejandra Tobon	08/22/2024	Follow Up
La Palencianita Bakery-Food LLC	85	No	Jared Urban	05/21/2024	Follow Up
Langley's Laundromat	92	No	Victoria Dinh	01/19/2024	Follow Up
Latitude Beverage	34	No	Jared Urban	12/18/2024	Follow Up
Latitude Beverage	34	No	Jared Urban	10/16/2024	Follow Up
Latitude Beverage	34	No	Jared Urban	10/03/2024	Follow Up
Latitude Beverage	34	No	Jared Urban	06/28/2024	Follow Up
Latitude Beverage	34	No	Jared Urban	06/06/2024	Follow Up
Leedon Webbing Co., Inc.	44	No	Kyle C. Gannon	11/26/2024	Follow Up
Leedon Webbing Co., Inc.	44	No	Kyle C. Gannon	05/30/2024	Follow Up
Lin's Home Inc.	85	No	Travis Costa	03/21/2024	Initial Inspection
Lincoln Senior Center	86	No	Victoria Dinh	05/15/2024	Follow Up
Linn Health and Rehabilitation	86	No	Victoria Dinh	05/15/2024	Follow Up
Lonsdale Super Wash	92	No	Kyle C. Gannon	02/15/2024	Follow Up
Lucky Chen	85	No	Jared Urban	04/29/2024	Follow Up
Lucky Chen Corp 2	85	No	Jared Urban	04/29/2024	Follow Up
Luxury Cleaners	92	No	Alejandra Tobon	09/30/2024	Follow Up
Lydia A. Klufas, DDS	94	No	Travis Costa	05/10/2024	Follow Up
Lynch Arena, LLC	52	No	Kyle C. Gannon	11/26/2024	Follow Up
Lynch Arena, LLC	52	No	Kyle C. Gannon	05/29/2024	Follow Up
M&G Trucking and Transportation, Inc.	37	No	Jared Urban	12/18/2024	Follow Up
M&G Trucking and Transportation, Inc.	37	No	Jared Urban	06/06/2024	Follow Up
MDB-T LLC	97	No	Victoria Dinh	05/15/2024	Follow Up
Magallan Inc.	85	No	Meghan Healy	10/04/2024	Follow Up
Magic Screen Printing	99	No	Travis Costa	04/09/2024	Initial Inspection
Main Street Market, Inc.	82	No	Meghan Healy	04/18/2024	Follow Up
Mamajuana Restaurant	71	No	Michael McBurney	08/23/2024	Follow Up
Manville	78	No	Kyle C. Gannon	10/08/2024	Industrial Area
Manville	78	No	Michael McBurney	10/08/2024	Industrial Area
Manville Cleaning Center	71	No	Kyle C. Gannon	10/08/2024	Follow Up

User Inspection History
Bucklin Point - 2024

Company Name	Category	Significant	Inspected By	Date	Inspected Type
Maria Lima Restaurant	85	No	Victoria Dinh	07/17/2024	Follow Up
Marigold Dental Studio, LLC	94	No	Jared Urban	03/26/2024	Initial Inspection
Martin Street Industrial Area	78	No	Caitlyn L. Vallee	02/28/2024	Industrial Area
Materion Technical Materials, Inc.	11	Yes	Nathan P. Daggett	12/09/2024	Follow Up
Materion Technical Materials, Inc.	11	Yes	Nathan P. Daggett	09/25/2024	Follow Up
Materion Technical Materials, Inc.	11	Yes	N/A	08/27/2024	Sample
Materion Technical Materials, Inc.	11	Yes	Nathan P. Daggett	05/29/2024	Annual
Materion Technical Materials, Inc.	11	Yes	N/A	04/23/2024	Sample
Matos Bakery	81	No	Victoria Dinh	01/11/2024	Follow Up
Maven's LLC	85	No	Meghan Healy	11/20/2024	Initial Inspection
McMillan Metals LLC	41	No	Nathan P. Daggett	12/03/2024	Follow Up
McMillan Metals LLC	41	No	Nathan P. Daggett	06/11/2024	Initial Inspection
Meeting Street Mill Complex	78	No	Kyle C. Gannon	12/23/2024	Industrial Area
Mei King Restaurant	85	No	Victoria Dinh	07/17/2024	Follow Up
Michael Healy Designs, Inc.	41	No	Travis Costa	12/06/2024	Follow Up
Michael Healy Designs, Inc.	41	No	Travis Costa	05/15/2024	Follow Up
Michael's Meats	81	No	Alejandra Tobon	11/26/2024	Follow Up
Ming Garden, Inc.	85	No	Alejandra Tobon	11/06/2024	Follow Up
Modern Diner	85	No	Alejandra Tobon	12/11/2024	Follow Up
Modern Diner	85	No	Alejandra Tobon	11/07/2024	Follow Up
Moon Star Chinese Restaurant	71	No	Alejandra Tobon	10/29/2024	Follow Up
Moshassuck Valley Industrial Hwy	78	No	Nathan P. Daggett	12/30/2024	Industrial Area
Moshassuck Valley Industrial Hwy	78	No	Rebecca J. Songolo	12/30/2024	Industrial Area
Mother Earth Wellness	44	No	Victoria Dinh	12/18/2024	Follow Up
Mother Earth Wellness	44	No	Victoria Dinh	06/26/2024	Follow Up
Multi-Wall Packaging a Division of Signode Industrial Group	42	No	Travis Costa	12/19/2024	Follow Up
Multi-Wall Packaging a Division of Signode Industrial Group	42	No	Travis Costa	10/07/2024	Follow Up
Multi-Wall Packaging a Division of Signode Industrial Group	42	No	Travis Costa	05/08/2024	Follow Up
Murdock Webbing Co., Inc.	23	Yes	Kyle C. Gannon	11/26/2024	Follow Up
Murdock Webbing Co., Inc.	23	Yes	N/A	10/23/2024	Sample
Murdock Webbing Co., Inc.	23	Yes	Kyle C. Gannon	07/10/2024	Annual
Murdock Webbing Co., Inc.	23	Yes	Kyle C. Gannon	06/06/2024	Follow Up
Murdock Webbing Co., Inc.	23	Yes	N/A	04/24/2024	Sample
Murdock Webbing Co., Inc.	23	Yes	Kyle C. Gannon	04/22/2024	Follow Up
Murphy's Law	71	No	Travis Costa	05/28/2024	Follow Up
NCK, Inc.	85	No	Jared Urban	04/29/2024	Follow Up
Narragansett Park Drive	78	No	Travis Costa	05/08/2024	Industrial Area
New England Catering Services, LLC	85	No	Jayna R. McCarvill	05/22/2024	Follow Up
New England Paper Tube Co.	24	No	Travis Costa	12/12/2024	Follow Up
New England Paper Tube Co.	24	No	Travis Costa	06/03/2024	Follow Up
New England Way	78	No	Nathan P. Daggett	01/10/2024	Industrial Area
New England Way	78	No	Jayna R. McCarvill	01/10/2024	Industrial Area
Newman Avenue	78	No	Kyle C. Gannon	03/13/2024	Industrial Area
Newman Avenue	78	No	Nathan P. Daggett	03/13/2024	Industrial Area
Newport 223 Donuts, Inc.	85	No	Victoria Dinh	08/20/2024	Follow Up
Newport Ave Donut-81 Newport	85	No	Victoria Dinh	08/20/2024	Follow Up
Newport Cedar Donuts, Inc.	85	No	Victoria Dinh	01/19/2024	Follow Up
North Central Industrial Park	78	No	Victoria Dinh	04/23/2024	Industrial Area
North Central Industrial Park	78	No	Michael McBurney	04/23/2024	Industrial Area
North East Knitting, Inc.	23	No	Jared Urban	12/19/2024	Follow Up
North East Knitting, Inc.	23	No	Jared Urban	06/14/2024	Follow Up
Northern East Providence	78	No	Kyle C. Gannon	07/09/2024	Industrial Area
Notes Coffee Co.	85	No	Jared Urban	02/28/2024	Follow Up
OVA, Inc.	85	No	Jared Urban	02/29/2024	Follow Up
Oak Hill Center for Rehabilitation and Health Care LLC	86	No	Jared Urban	05/15/2024	Follow Up
Ocean State Brewing, LLC	36	No	Kyle C. Gannon	12/23/2024	Follow Up

User Inspection History
Bucklin Point - 2024

Company Name	Category	Significant	Inspected By	Date	Inspected Type
Ocean State Brewing, LLC	36	No	Kyle C. Gannon	06/03/2024	Follow Up
Olly's Pizza	85	No	Victoria Dinh	07/31/2024	Follow Up
On the Go Laundry LLC	92	No	Jared Urban	09/26/2024	Follow Up
Organic Dyes and Pigments, LLC.	29	Yes	Kyle C. Gannon	12/13/2024	Follow Up
Organic Dyes and Pigments, LLC.	29	Yes	Kyle C. Gannon	09/18/2024	Annual
Organic Dyes and Pigments, LLC.	29	Yes	N/A	08/28/2024	Sample
Organic Dyes and Pigments, LLC.	29	Yes	Kyle C. Gannon	05/22/2024	Follow Up
Organic Dyes and Pigments, LLC.	29	Yes	N/A	03/27/2024	Sample
Organic Dyes and Pigments, LLC.	29	Yes	Kyle C. Gannon	03/22/2024	Follow Up
Original Pizza of Boston	53	No	Victoria Dinh	12/10/2024	Follow Up
Original Pizza of Boston	53	No	Jayna R. McCarvill	06/03/2024	Follow Up
Orion Retail Services & Fixturing, Inc.	26	No	Jared Urban	12/13/2024	Follow Up
Orion Retail Services & Fixturing, Inc.	26	No	Michael McBurney	05/31/2024	Follow Up
PCL Fixtures, Inc.	72	No	Nathan P. Daggett	09/19/2024	Follow Up
PCL Fixtures, Inc.	72	No	Nathan P. Daggett	06/05/2024	Follow Up
Palagis Ice Cream	97	No	Alejandra Tobon	11/05/2024	Follow Up
Palate Pack	34	No	Alejandra Tobon	11/27/2024	Follow Up
Palate Pack	34	No	Michael McBurney	06/10/2024	Follow Up
Papa John's	85	No	Jared Urban	04/29/2024	Follow Up
Patriot Textiles, Inc.	23	No	Jayna R. McCarvill	05/21/2024	Follow Up
Paul G. Roque, DDS	94	No	Travis Costa	01/09/2024	Follow Up
Paula Duarte Polanco	71	No	Alejandra Tobon	10/02/2024	Follow Up
Paulo J. DaRosa, DDS	94	No	Travis Costa	08/27/2024	Follow Up
Pawtucket Ave:Esten Avenue Mill Area	78	No	Michael McBurney	08/23/2024	Industrial Area
Pawtucket Ave:Esten Avenue Mill Area	78	No	Kerry M. Britt	02/12/2024	Industrial Area
Pawtucket School Department	86	No	Meghan Healy	01/08/2024	Meeting
Pepper Dining, Inc.	85	No	Victoria Dinh	05/15/2024	Follow Up
Peter's Laundry & Linens Inc.	92	No	Travis Costa	08/08/2024	Follow Up
Philip J. Calabro, D.M.D.	94	No	Jared Urban	11/07/2024	Follow Up
Phoenix Converting Corporation	59	No	Jared Urban	12/17/2024	Follow Up
Phoenix Converting Corporation	59	No	Michael McBurney	06/05/2024	Follow Up
Piatek Machine Co., Inc.	42	No	Jared Urban	12/13/2024	Follow Up
Piatek Machine Co., Inc.	42	No	Michael McBurney	06/05/2024	Follow Up
Plants to Food, LLC	33	No	Jared Urban	12/13/2024	Follow Up
Plants to Food, LLC	33	No	Jared Urban	09/26/2024	Follow Up
Poke Bros Lincoln, Inc.	85	No	Jared Urban	05/08/2024	Follow Up
Poly/Sperse, Corp.	22	No	Travis Costa	12/17/2024	Follow Up
Poly/Sperse, Corp.	22	No	Travis Costa	05/08/2024	Follow Up
Precise Products Company	42	No	Victoria Dinh	12/09/2024	Follow Up
Precise Products Company	42	No	Victoria Dinh	08/20/2024	Follow Up
Precise Products Company	42	No	Michael McBurney	07/03/2024	Initial Inspection
Precision Graphics & Signs	60	No	Travis Costa	04/30/2024	Initial Inspection
Precision Harley - Davidson, Inc.	97	No	Kyle C. Gannon	03/20/2024	Follow Up
Precision Polishing & Ornamentals, Inc.	72	No	Travis Costa	03/15/2024	Follow Up
Prospect CharterCare SJHSRI (Roosevelt)	71	No	Jared Urban	12/30/2024	Follow Up
Providence Braid Co., Inc.	44	No	Kyle C. Gannon	12/05/2024	Follow Up
Providence Braid Co., Inc.	44	No	Kyle C. Gannon	06/11/2024	Follow Up
Providence Metallizing Company, Inc.	11	Yes	Kyle C. Gannon	12/03/2024	Follow Up
Providence Metallizing Company, Inc.	11	Yes	N/A	09/17/2024	Sample
Providence Metallizing Company, Inc.	11	Yes	Kyle C. Gannon	08/22/2024	Annual
Providence Metallizing Company, Inc.	11	Yes	Kyle C. Gannon	05/23/2024	Follow Up
Providence Metallizing Company, Inc.	11	Yes	N/A	04/10/2024	Sample
Providence Metallizing Company, Inc.	11	Yes	Kyle C. Gannon	02/15/2024	Follow Up
Prysmian Cables and Systems USA, LLC	28	Yes	Jared Urban	11/21/2024	Annual
Prysmian Cables and Systems USA, LLC	28	Yes	N/A	09/18/2024	Sample
Prysmian Cables and Systems USA, LLC	28	Yes	Jared Urban	06/11/2024	Follow Up

User Inspection History
Bucklin Point - 2024

Company Name	Category	Significant	Inspected By	Date	Inspected Type
Prysmian Cables and Systems USA, LLC	28	Yes	N/A	05/08/2024	Sample
Pulcinella, LLC	85	No	Victoria Dinh	03/07/2024	Follow Up
R & D Manufacturing, Inc.	42	No	Kyle C. Gannon	12/11/2024	Follow Up
R & D Manufacturing, Inc.	42	No	Kyle C. Gannon	06/05/2024	Follow Up
R.I. Spirits	36	No	Jared Urban	12/30/2024	Follow Up
R.I. Spirits	36	No	Michael McBurney	06/05/2024	Follow Up
RI Brewery Collective	36	No	Victoria Dinh	11/27/2024	Follow Up
RI Brewery Collective	36	No	Victoria Dinh	05/28/2024	Follow Up
RI Septic and Cesspool	80	No	Travis Costa	05/31/2024	Initial Inspection
RIDCO Casting Co.	53	No	Jared Urban	12/17/2024	Follow Up
RIDCO Casting Co.	53	No	Jared Urban	06/25/2024	Follow Up
Rafael Enterprises LLC	85	No	Jayna R. McCarvill	03/07/2024	Meeting
Rand Whitney Southeast Container, LLC	24	No	Kyle C. Gannon	12/10/2024	Follow Up
Rand Whitney Southeast Container, LLC	24	No	Kyle C. Gannon	02/08/2024	Follow Up
Ravenous Brewing Company	36	No	Nathan P. Daggett	12/23/2024	Follow Up
Ravenous Brewing Company	36	No	Nathan P. Daggett	06/10/2024	Follow Up
Rhode Island Donuts LLC	85	No	Meghan Healy	08/01/2024	Follow Up
Ribatejo Fish Market	71	No	Meghan Healy	09/10/2024	Meeting
Right Spot Diner	85	No	Alejandra Tobon	11/19/2024	Follow Up
Rondeau Enterprise	85	No	Victoria Dinh	05/15/2024	Follow Up
Rosco Manufacturing, LLC	42	No	Michael McBurney	06/20/2024	Follow Up
Rosita, LLC	71	No	Victoria Dinh	04/15/2024	Follow Up
Royal Car Wash	97	No	Kerry M. Britt	10/24/2024	Meeting
Royal Cleaners, Inc.	92	No	Travis Costa	07/16/2024	Follow Up
Royal Fried Chicken	85	No	Travis Costa	10/02/2024	Follow Up
Russell S. Chin, DDS, Ltd.	71	No	Travis Costa	01/09/2024	Follow Up
S&M Group, LLC	85	No	Jared Urban	02/28/2024	Initial Inspection
Saint Mark, Inc.	85	No	Jared Urban	01/24/2024	Follow Up
Sakis Pizza (Cumberland)	85	No	Jayna R. McCarvill	05/20/2024	Follow Up
Sandoval Car Wash, Inc	71	No	Michael McBurney	07/12/2024	Meeting
Sarcastic Sweets	81	No	Jayna R. McCarvill	01/08/2024	Follow Up
Sarkis Hagopian Enterprises LLC	85	No	Jared Urban	05/21/2024	Follow Up
Schofield Sanitation	80	No	Meghan Healy	12/31/2024	Meeting
Schofield Sanitation	80	No	Travis Costa	09/13/2024	Follow Up
Scituate Cesspool, Inc.	80	No	Jared Urban	04/04/2024	Follow Up
Scituate Cesspool, Inc.	80	No	Jared Urban	03/05/2024	Follow Up
Scituate Portable Restrooms, Inc.	80	No	Victoria Dinh	09/19/2024	Initial Inspection
Seed Cafe & Espresso	85	No	Travis Costa	07/25/2024	Follow Up
Septage Station	77	No	Meghan Healy	09/13/2024	Follow Up
Septage Station	77	No	Alejandra Tobon	09/13/2024	Follow Up
Septage Station	77	No	Travis Costa	09/13/2024	Follow Up
Septage Station	77	No	Victoria Dinh	08/06/2024	Follow Up
Septage Station	77	No	Michael McBurney	08/06/2024	Follow Up
Septage Station	77	No	Meghan Healy	08/06/2024	Follow Up
Sewrite Embroidery	71	No	Caitlyn L. Vallee	02/28/2024	Follow Up
Shark's Peruvian Cuisine	85	No	Travis Costa	08/27/2024	Follow Up
Smug Brewery Co. LLC	36	No	Victoria Dinh	12/18/2024	Follow Up
Smug Brewery Co. LLC	36	No	Victoria Dinh	05/28/2024	Follow Up
Spanish Wholesale	81	No	Alejandra Tobon	08/14/2024	Initial Inspection
Spanish Wholesale	81	No	Travis Costa	08/14/2024	Initial Inspection
Sparky's Restaurant	85	No	Meghan Healy	04/18/2024	Follow Up
Spin City Laundromat RI LLC	92	No	Travis Costa	10/02/2024	Follow Up
Spirit Recognition	99	No	Travis Costa	05/28/2024	Follow Up
Stackbin Corporation	11	Yes	Travis Costa	12/10/2024	Follow Up
Stackbin Corporation	11	Yes	N/A	10/22/2024	Sample
Stackbin Corporation	11	Yes	Travis Costa	06/03/2024	Follow Up

User Inspection History
Bucklin Point - 2024

Company Name	Category	Significant	Inspected By	Date	Inspected Type
Stackbin Corporation	11	Yes	Travis Costa	04/16/2024	Annual
Stackbin Corporation	11	Yes	N/A	04/09/2024	Sample
Stackbin Corporation	11	Yes	Travis Costa	03/12/2024	Follow Up
Starbucks Restaurant-Lincoln Mall	85	No	Meghan Healy	05/31/2024	Follow Up
Stolberger, Inc.	26	No	Kyle C. Gannon	11/26/2024	Follow Up
Stolberger, Inc.	26	No	Kyle C. Gannon	05/30/2024	Follow Up
Subway-Broad Street	85	No	Jared Urban	05/21/2024	Follow Up
Summit Manufacturing Corporation	11	Yes	Nathan P. Daggett	05/10/2024	Annual
Summit Manufacturing Corporation	11	Yes	N/A	05/10/2024	Sample
Summit Manufacturing Corporation	11	Yes	N/A	01/03/2024	Sample
Super Dragon	85	No	Alejandra Tobon	11/05/2024	Follow Up
Swades, LLC	85	No	Victoria Dinh	07/17/2024	Follow Up
Swan Cleaners	92	No	Victoria Dinh	01/11/2024	Follow Up
Sweetland Foods, Inc.	81	No	Travis Costa	02/01/2024	Follow Up
Swissline Precision, LLC.	42	No	Kyle C. Gannon	12/04/2024	Follow Up
Swissline Precision, LLC.	42	No	Kyle C. Gannon	06/04/2024	Follow Up
Synagro Northeast, LLC	35	Yes	Michael McBurney	11/26/2024	Follow Up
Synagro Northeast, LLC	35	Yes	Michael McBurney	10/08/2024	Annual
Synagro Northeast, LLC	35	Yes	N/A	07/18/2024	Sample
Synagro Northeast, LLC	35	Yes	Michael McBurney	06/26/2024	Follow Up
Synagro Northeast, LLC	35	Yes	N/A	03/26/2024	Sample
Synagro Northeast, LLC	35	Yes	Michael McBurney	03/21/2024	Meeting
T.B.D. Pizza, Inc.	85	No	Victoria Dinh	04/15/2024	Follow Up
Tanury Industries	11	Yes	Kyle C. Gannon	12/12/2024	Follow Up
Tanury Industries	11	Yes	Kyle C. Gannon	11/15/2024	Follow Up
Tanury Industries	11	Yes	Kyle C. Gannon	09/25/2024	Follow Up
Tanury Industries	11	Yes	N/A	08/06/2024	Sample
Tanury Industries	11	Yes	Kyle C. Gannon	05/22/2024	Follow Up
Tanury Industries	11	Yes	N/A	02/12/2024	Sample
Tanury Industries	11	Yes	Kyle C. Gannon	01/18/2024	Annual
Tanury Industries PVD, Inc.	11	Yes	Kyle C. Gannon	12/12/2024	Follow Up
Tanury Industries PVD, Inc.	11	Yes	Kyle C. Gannon	09/25/2024	Follow Up
Tanury Industries PVD, Inc.	11	Yes	Kyle C. Gannon	05/22/2024	Follow Up
Tanury Industries PVD, Inc.	11	Yes	Kyle C. Gannon	01/18/2024	Annual
Tedor Pharma Inc.	14	Yes	Jared Urban	12/19/2024	Follow Up
Tedor Pharma Inc.	14	Yes	N/A	09/11/2024	Sample
Tedor Pharma Inc.	14	Yes	Jared Urban	08/26/2024	Annual
Tedor Pharma Inc.	14	Yes	Jared Urban	06/11/2024	Follow Up
Tedor Pharma Inc.	14	Yes	N/A	03/05/2024	Sample
Teknor Apex - Mendon	37	No	Jared Urban	12/17/2024	Follow Up
Teknor Apex - Mendon	37	No	Jared Urban	06/25/2024	Follow Up
Teknor Apex Company	27	Yes	Jared Urban	12/17/2024	Follow Up
Teknor Apex Company	27	Yes	Jared Urban	09/10/2024	Annual
Teknor Apex Company	27	Yes	N/A	08/27/2024	Sample
Teknor Apex Company	27	Yes	Jared Urban	06/13/2024	Follow Up
Teknor Apex Company	27	Yes	N/A	03/25/2024	Sample
Texcel Industries	23	No	Jared Urban	12/09/2024	Follow Up
Texcel Industries	23	No	Kyle C. Gannon	05/30/2024	Follow Up
The Evans Findings Company, Inc.	21	No	Jared Urban	12/17/2024	Follow Up
The Evans Findings Company, Inc.	21	No	Michael McBurney	06/12/2024	Follow Up
The Fifth LLC	85	No	Victoria Dinh	08/30/2024	Follow Up
The Okonite Company	28	Yes	Kyle C. Gannon	12/18/2024	Follow Up
The Okonite Company	28	Yes	N/A	10/09/2024	Sample
The Okonite Company	28	Yes	Kyle C. Gannon	08/07/2024	Annual
The Okonite Company	28	Yes	Kyle C. Gannon	06/13/2024	Follow Up
The Okonite Company	28	Yes	N/A	05/22/2024	Sample

User Inspection History
Bucklin Point - 2024

Company Name	Category	Significant	Inspected By	Date	Inspected Type
The Okonite Company	28	Yes	Kyle C. Gannon	03/14/2024	Follow Up
Tiffany and Company	15	Yes	Jared Urban	12/19/2024	Follow Up
Tiffany and Company	15	Yes	N/A	11/05/2024	Sample
Tiffany and Company	15	Yes	Jared Urban	09/16/2024	Annual
Tiffany and Company	15	Yes	Jared Urban	06/11/2024	Follow Up
Tiffany and Company	15	Yes	N/A	05/08/2024	Sample
Tracey Gear Inc.	42	No	Victoria Dinh	12/12/2024	Follow Up
Tracey Gear Inc.	42	No	Jayna R. McCarvill	05/21/2024	Follow Up
Trinity Management	85	No	Alejandra Tobon	09/24/2024	Follow Up
Trinity Management	85	No	Alejandra Tobon	10/31/2024	Follow Up
Trinity Management LLC	85	No	Jared Urban	02/28/2024	Follow Up
Truex Incorporated	11	Yes	Kyle C. Gannon	12/19/2024	Follow Up
Truex Incorporated	11	Yes	N/A	10/22/2024	Sample
Truex Incorporated	11	Yes	Kyle C. Gannon	06/18/2024	Follow Up
Truex Incorporated	11	Yes	Kyle C. Gannon	05/15/2024	Annual
Truex Incorporated	11	Yes	Kyle C. Gannon	03/20/2024	Follow Up
Truex Incorporated	11	Yes	N/A	03/12/2024	Sample
Tuxpan LLC	85	No	Nathan P. Daggett	02/16/2024	Meeting
United Metals	44	No	Travis Costa	12/06/2024	Follow Up
United Metals	44	No	Travis Costa	06/10/2024	Follow Up
United Metals	44	No	Travis Costa	04/23/2024	Follow Up
V. George Rustigian Rugs Inc. - Meeting Street	99	No	Kerry M. Britt	02/26/2024	Meeting
VIP Car Wash	97	No	Alejandra Tobon	11/08/2024	Follow Up
Vicor Corporation	49	No	Kyle C. Gannon	12/12/2024	Follow Up
Vicor Corporation	49	No	Kyle C. Gannon	05/22/2024	Follow Up
Visual Creations, Inc.	44	No	Kyle C. Gannon	12/10/2024	Follow Up
Visual Creations, Inc.	44	No	Kyle C. Gannon	02/08/2024	Follow Up
Water Falls Car Wash	74	No	Victoria Dinh	11/14/2024	Follow Up
Western Central Falls	78	No	Nathan P. Daggett	12/24/2024	Industrial Area
Whittet-Higgins Company	42	No	Jared Urban	12/09/2024	Follow Up
Whittet-Higgins Company	42	No	Kyle C. Gannon	06/03/2024	Follow Up
Wildflour Bakery Cafe	85	No	Travis Costa	10/24/2024	Follow Up
Wise Guys Deli (Cumberland)	85	No	Meghan Healy	09/26/2024	Follow Up
Working Man Distillers	74	No	Travis Costa	09/05/2024	Follow Up
Working Man Distillers	74	No	Travis Costa	05/09/2024	Initial Inspection
Xinli, LLC	71	No	Jayna R. McCarvill	01/08/2024	Follow Up
Yovani's Pizza	85	No	Jayna R. McCarvill	02/29/2024	Follow Up
Zebra Technologies Corporation	71	No	Jared Urban	10/29/2024	Follow Up
Zebra Technologies Corporation	71	No	Michael McBurney	06/13/2024	Follow Up
Zoll Medical	74	No	Nathan P. Daggett	12/23/2024	Initial Inspection
Zoll Medical Corporation	49	No	Nathan P. Daggett	12/03/2024	Follow Up
Zoll Medical Corporation	49	No	Nathan P. Daggett	12/03/2024	Follow Up
Zoll Medical Corporation	49	No	Nathan P. Daggett	05/24/2024	Follow Up
Zoll Medical Corporation	49	No	Nathan P. Daggett	05/24/2024	Follow Up

ATTACHMENT VOLUME II

SECTION 4

***EMERGENCY OR SPECIAL
INVESTIGATIONS***

***EMERGENCY OR SPECIAL
INVESTIGATIONS***

FIELD'S POINT

2024 FP Investigations

- 1/8/24 Pretreatment staff responded to a report from Interceptor Maintenance staff stating grease was observed in the lines on Ericson Place and Atwells Avenue in Providence. Pretreatment staff investigated the area upstream of the impacted area. It was determined there were five facilities with the potential to discharge grease laden wastewater. All five facilities were permitted. Each facility was inspected. Three of the facilities were in compliance with the terms of their permits. The two remaining facilities were in violation with the terms of their permits. The grease removal unit at one company was not operational, the trough was hard piped to the sewer line and the logbook was not being maintained. The outdoor grease interceptor at the remaining company was full of grease and needed to be pumped out. In addition, a logbook was not being maintained. Both companies were issued Notices of Violation requiring them to make the necessary repairs and create and maintain a logbook.
- 3/1/24 Pretreatment staff responded to a report from a citizen stating there were odors coming from a catch basin located at the corner of Carpenter and Vinton Street in Providence. Upon arrival at the location, staff did not detect any unusual odors. In addition, a four-gas meter was used and there were not elevated readings. The City of Providence Department of Public Works (DPW) was contacted. DPW sent a crew to clean out the catch basins in the area.
- 5/1/24 Pretreatment staff observed what appeared to be fire-fighting foam being applied to a property on Shipyard Street in Providence. Upon arrival to the scene, it was determined the Providence Fire Department (PFD) was conducting training at the property located behind the COB. They were using a training foam (Supertrain Training Foam) and at times was dying blue with Tropical Shade Pond Dye. Based on discussions with PFD staff at the site and an internet search on these chemicals were not toxic. The treatment plant was not adversely impacted.
- 5/30/24 Pretreatment staff responded to a report from the Department of Health (DOH) stating grease was observed on the ground out of Chomp PVD, LLC located on Ives Street in Providence. Upon arrival at the facility, Pretreatment staff noted that grease was coming from the outside storage area of the facility. Staff met with the owner. He stated the grease was from staff disposing grease in the waste grease bin and spilling it on the ground. It was further stated that the grease was flowing outside the storage area due to a rain event that occurred earlier in the day. He was instructed to clean up the area and put measures in place to prevent future occurrences.
- 6/27/24 Pretreatment staff responded to a report from the City of Providence of illegal dumping at 6 Okie Street. Upon arrival it was noted that there were three containers of oil located on the curb with an oil stain on the street. There are no catch basins in the immediate area and the sewer was not impacted by the oil. The City of Providence Department of Public Works was contact to dispose of the oil containers.
- 7/20/24 Pretreatment staff responded to a report from the Providence Fire Department (PFD) stating a gasoline tank truck rolled over on the on-ramp to 95N from Allens Avenue. Approximately 2,500 gallons of gasoline was released from the tanker. The spilled material was contained to the area at the entrance of the ramp. PFD applied foam to the gasoline and collected the material for disposal. The catch basins in this area discharge directly to the Providence River. The gasoline did not enter the sewer system and the treatment plant was not impacted by the spill.
- 10/22/24 Pretreatment staff responded to a report from the City of Providence Department of Public Works (DPW) stating they had received a report that greasy wastewater was observed to being discharged to a catch basin on Hope Street. The catch basin is located outside of a restaurant. Upon arrival, it was noted that kitchen mats were being washed on the sidewalk. Grease stains were observed on the pavement outside of the facility's storage area. Staff met with the manager of the facility. It was stated that grease stains in the storage areas were from restaurant staff disposing of grease in the dumpster with subsequently leaked to the ground. It was further stated that kitchen mats were routinely washed outside of the facility. The facility was instructed to dispose of all grease waste in sealed containers prior to placing it in the dumpster and floor mats washing must be conducted in the three-bay sink.

***EMERGENCY OR SPECIAL
INVESTIGATIONS***

BUCKLIN POINT

2024 BP Investigations

- 2/14/24 Pretreatment staff responded to a report from Bucklin Point Operations staff stating RAS was coming up through the ground due to a broken pipe. Operations staff blocked all of the catch basins in the area to prevent the spilled material from entering the storm water system. Pretreatment staff assisted with completion of the required DEM notification.
- 3/22/24 Pretreatment staff responded to a report from Bucklin Point Operations staff stating the pH of the influent entering the plant via the Blackstone Valley Interceptor (BVI) was between 5 and 6 standard units (su). Upon arriving at the plant, the pH in BVI increased to 7.52 su. The low pH incident was of a short duration and did not adversely impact the plant.
- 7/15/24 Pretreatment staff responded to a report from Bucklin Point Operations staff stating the pH entering the plant via the East Providence Interceptor (EPI) was low at 2.6 su. Upon arrival at the plant, Pretreatment staff measured the pH in EPI to be 5.98 su using a handheld pH meter that was calibrated just prior to leaving the office. The Operations Supervisor stated the probe in EPI was reading below 3.0 su on the SCADA system and the meter at EPI was 4.45 su. Staff proceeded to the Omega Pump Station and measured the pH to be 5.6 su. Staff attempted to track the low pH in the system and at each location the pH was in the normal range. The pH downstream of the only metal finisher discharging to Bucklin Point via EPI was 6.0 su. The source of the low pH could not be determined.
- 7/26/24 Pretreatment staff responded to a report from a representative of North East Knitting that oil was leaking from an underground tank located at 335 Barton Street in Pawtucket. The tank was found in an alley of the mill complex at the corner of Barton and Conant Streets. There was approximately 4 to 5 inches of oily water over the cover of the tank. It was determined 465 Barton Street LLC owned the tank. A representative of the company was contacted and informed the oily water is prohibited from discharging to the sewer. The matter was forwarded to the DEM-Underground Storage Tank program.
- 9/23/24 Pretreatment staff responded to a report from Bucklin Point Operations staff stating a 30" Returned Activated Sludge (RAS) line leaked from a weld from the underground portion of the pipe causing RAS to discharge to the ground surrounding the pipe. Operations staff contained the material with the use of sandbags and covered all catch basins in the area. The storm water system and Seekonk River were not impacted. Pretreatment staff assisted with the submittal to DEM.
- 11/25/24 Pretreatment staff responded to a report from Bucklin Point Operations staff stating the BVI sampler contained red influent. It was stated the red influent began entering the plant on November 24, 2024. At the time of the report, the red influent had ceased entering the plant. All facilities with the potential to impact the plant with colored wastewater were contacted and required them to submit their color logs. A review of the color logs did not identify the source of the colored influent.
- 12/30/24 Pretreatment staff responded to a report from Bucklin Point Operations staff stating there was a spill of secondary digester seal water. The seal water was contaminated with digested sludge. The catch basin that the seal water discharged to became clogged with leaves and debris causing the area around the drain to flood. The material spilled to roadway through the riprap around the digesters. Upon discovering the spill, Operations staff contained the spilled material using sandbags. In order to clear the clog, staff began to use a portable pump to redirect the seal water to a downstream catch basin which discharges to the headworks of the plant. This method was utilized until Interceptor Maintenance (IM) staff arrived and used the vacor truck to collect the material and discharge it back to the headworks of the plant. The storm water system and Seekonk River were not impacted by this incident. Pretreatment staff assisted with the DEM electronic notification.

ATTACHMENT VOLUME II

SECTION 5

***COMPLIANCE MONITORING
RESULTS FOR SIGNIFICANT
INDUSTRIAL USERS***

***COMPLIANCE MONITORING
RESULTS FOR SIGNIFICANT
INDUSTRIAL USERS***

FIELD'S POINT

COMPLIANCE MONITORING LEGEND

Parameter Legend

Cd = Cadmium

Cr = Chromium

Cu = Copper

Pb = Lead

Ni = Nickel

Ag = Silver

Zn = Zinc

CN = Cyanide

Hg = Mercury

Mo = Molybdenum

As = Arsenic

Sn = Tin

Se = Selenium

O & G = Oil and Grease

BOD = Biochemical Oxygen Demand

TSS = Total Suspended Solids

TTO = Total Toxic Organics

TRC = Total Residual Chlorine

TKN = Total Kjeldahl Nitrogen

Sample Legend

C = Composite Sample

G = Grab Sample

CDF = Concentrated Discharge Formula

Compliance Monitoring Results for Significant Industrial Users
Field's Point - 2024

Company Name	Sample Location	Sample Date	Received Date	NBC Sample	Type	Flow	Volume	CDF	As	Cd	Cr	Cu	Pb	Ni	Ag	Zn	CN	CN-EPA	Violation
A & F Plating Company	#1	1/17/2024	1/18/2024	Yes	C	2545		No		0.015	0.075	0.056	0.075	0.117	0.025	0.060	0.012		No
A & F Plating Company	#1	2/21/2024	3/28/2024	No	C	1000		No				0.151		0.044			0.002		No
A & F Plating Company	#1	3/18/2024	3/19/2024	Yes	C	3817		No		0.015	0.075	0.237	0.075	0.097	0.025	0.060	0.074		No
A & F Plating Company	#1	4/25/2024	5/29/2024	No	C	270		No		0.010	0.020	0.138	0.020	0.050	0.010	0.050	0.062		No
A & F Plating Company	#1	6/19/2024	7/30/2024	No	C	1010		No				0.086		0.064			0.010		No
A & F Plating Company	#1	8/29/2024	9/27/2024	No	C	440		No				0.192		0.158			0.297		No
A & F Plating Company	#1	9/17/2024	9/18/2024	Yes	C			No		0.015	0.075	0.115	0.075	0.148	0.025	0.060	0.553		No
A & F Plating Company	#1	10/29/2024	11/26/2024	No	C	350		No		0.010	0.020	0.201	0.020	0.226	0.010	0.054	0.118		No
A & F Plating Company	#1	12/20/2024	1/29/2025	No	C	440		No				0.513		0.175			0.005		No
Alloy Holdings, LLC	#1	2/20/2024	2/21/2024	Yes	C	5314		No		0.015	0.075	0.020	0.075	0.050	0.025	0.060			No
Alloy Holdings, LLC	#1	6/6/2024	6/18/2024	No	C	1181		No		0.005	0.010	0.014	0.010	0.025	0.005	0.093			No
Alloy Holdings, LLC	#1	7/25/2024	7/26/2024	Yes	C	7934		No		0.015	0.075	0.020	0.075	0.050	0.025	0.060			No
Alloy Holdings, LLC	#1	12/10/2024	12/19/2024	No	C	957		No		0.005	0.010	0.010	0.010	0.025	0.005	0.148			No
Alloy Holdings, LLC	#2	6/6/2024	6/18/2024	No	C	1181		No		0.005	0.010	0.011	0.010	0.025	0.005	0.028			No
Alloy Holdings, LLC	#2	12/11/2024	12/19/2024	No	C	957		No		0.005	0.010	0.012	0.010	0.025	0.006	0.058			No
Armbrust International, Ltd.	#1	1/18/2024	1/19/2024	Yes	C	2620		No		0.015	0.075	0.100	0.075	0.061	0.068	0.148	0.015		No
Armbrust International, Ltd.	#1	1/24/2024	2/8/2024	No	C	2767		No				0.028		0.050	0.010	0.050	0.005		No
Armbrust International, Ltd.	#1	2/27/2024	3/6/2024	No	C	2767		No				0.014		0.040	0.005	0.058	0.007		No
Armbrust International, Ltd.	#1	3/27/2024	4/3/2024	No	C	1570		No				0.012		1.620	0.430	0.051	0.005		No
Armbrust International, Ltd.	#1	4/24/2024	5/7/2024	No	C	1347		No		0.010	0.020	0.063	0.020	0.050	0.010	0.050	0.007		No
Armbrust International, Ltd.	#1	5/29/2024	6/4/2024	No	C	2244		No				0.017		0.034	0.005	0.025	0.005		No
Armbrust International, Ltd.	#1	6/26/2024	7/3/2024	No	C	2992		No				0.030		0.037	0.005	0.027	0.005		No
Armbrust International, Ltd.	#1	7/17/2024	7/18/2024	Yes	C	2320		No		0.015	0.075	0.133	0.075	0.057	0.025	0.111	0.035		No
Armbrust International, Ltd.	#1	7/24/2024	8/6/2024	No	C	3067		No				0.031		0.050	0.010	0.059	0.005		No
Armbrust International, Ltd.	#1	8/20/2024	9/5/2024	No	C	2992		No				0.033		0.090	0.010	0.080	0.013		No
Armbrust International, Ltd.	#1	9/25/2024	10/9/2024	No	C	2992		No				0.055		0.050	0.010	0.050	0.005		No
Armbrust International, Ltd.	#1	10/23/2024	11/6/2024	No	C	2992		No		0.010	0.020	0.042	0.020	0.050	0.010	0.050	0.005		No
Armbrust International, Ltd.	#1	11/19/2024	12/3/2024	No	C	2768		No				0.020		0.050	0.010	0.050	0.005		No
Armbrust International, Ltd.	#1	12/20/2024	1/8/2025	No	C	5086		No				0.020		0.050	0.010	0.070	0.005		No
Bentley Companies	#1	4/17/2024	4/18/2024	Yes	C			No		0.030	0.150	0.040	0.150	0.100	0.050	0.120			No
Bentley Companies	#1	4/22/2024	6/21/2024	Yes	C	4659		No		0.015	0.075	0.020	0.075	0.050	0.025	0.060			No
Bentley Companies	#1	5/17/2024	6/28/2024	No	C	3436		No		0.001	0.016	0.008	0.001	0.001		0.009			No
Bentley Companies	#2	4/15/2024	5/13/2024	No	C			No		0.001	0.011	0.034	0.001	0.002		0.030			No
Bentley Companies	#2	4/16/2024	5/13/2024	No	C			No		0.001	0.013	0.009	0.004	0.001		0.019			No
Bentley Companies	#2	4/17/2024	5/13/2024	No	C			No		0.001	0.014	0.075	0.002	0.001		0.018			No
Bentley Companies	#2	4/18/2024	5/13/2024	No	C			No		0.001	0.017	0.007	0.001	0.001		0.032			No
Contract Specialties, Inc.	#1	2/5/2024	2/14/2024	No	C	4997		No				0.180		0.025			0.005		No
Contract Specialties, Inc.	#1	2/22/2024	2/23/2024	Yes	C	2949		No		0.015	0.075	0.042	0.075	0.050	0.025	0.060	0.004		No
Contract Specialties, Inc.	#1	4/1/2024	4/10/2024	No	C	5207		No		0.005	0.010	0.074	0.010	0.025	0.005	0.040	0.005		No
Contract Specialties, Inc.	#1	6/5/2024	6/18/2024	No	C	4316		No				0.079		0.025			0.005		No
Contract Specialties, Inc.	#1	7/16/2024	7/16/2024	Yes	C	599		No		0.015	0.075	0.223	0.075	0.050	0.025	0.060	0.004		No
Contract Specialties, Inc.	#1	8/13/2024	8/21/2024	No	C	3830		No				0.036		0.025			0.005		No
Contract Specialties, Inc.	#1	10/1/2024	10/15/2024	No	C	3703		No		0.010	0.020	0.051	0.020	0.050	0.010	0.050	0.005		No
Contract Specialties, Inc.	#1	12/3/2024	12/12/2024	No	C	3509		No				0.033		0.050			0.005		No
DiFruscia Industries, Inc.	#1	1/2/2024	2/19/2024	No	C	10098		No			0.187	0.359		0.584		1.510	0.015		No
DiFruscia Industries, Inc.	#1	2/6/2024	2/7/2024	Yes	C	1018		No		0.015	0.717	0.724	0.075	1.580	0.025	6.762	3.300		Yes
DiFruscia Industries, Inc.	#1	2/21/2024	3/29/2024	No	C	11669		No			0.003	0.115		0.010		0.069	0.022		No

Compliance Monitoring Results for Significant Industrial Users
Field's Point - 2024

Company Name	Sample Location	Sample Date	Received Date	NBC Sample	Type	Flow	Volume	CDF	As	Cd	Cr	Cu	Pb	Ni	Ag	Zn	CN	CN-EPA	Violation
DiFruscia Industries, Inc.	#1	2/28/2024	4/1/2024	No	C	14661		No								0.558	0.014		No
DiFruscia Industries, Inc.	#1	3/6/2024	4/1/2024	No	C	13165		No								1.120	0.012		No
DiFruscia Industries, Inc.	#1	3/13/2024	4/1/2024	No	C	15035		No								0.208	0.002		No
DiFruscia Industries, Inc.	#1	3/14/2024	4/22/2024	No	C	12492		No			0.032	0.119		0.160		1.440	0.007		No
DiFruscia Industries, Inc.	#1	3/19/2024	3/20/2024	Yes	C	4416		No		0.015	0.222	0.613	0.075	0.668	0.025	1.068	0.130		No
DiFruscia Industries, Inc.	#1	3/21/2024	4/1/2024	No	C	11071		No								0.538	0.002		No
DiFruscia Industries, Inc.	#1	4/12/2024	5/28/2024	No	C	6807		No		0.002	0.037	0.207	0.012	0.205	0.010	0.880	0.004		No
DiFruscia Industries, Inc.	#1	5/6/2024	6/25/2024	No	C	17952		No		0.001	0.043	0.213	0.005	0.409	0.004	0.866	0.002		No
DiFruscia Industries, Inc.	#1	6/20/2024	7/17/2024	No	C	3030		No		0.009	0.058			0.048		0.959	0.002		No
DiFruscia Industries, Inc.	#1	7/18/2024	8/22/2024	No	C	2970		No			0.003	0.004		0.134		0.122	0.095		No
DiFruscia Industries, Inc.	#1	8/20/2024	9/23/2024	No	C	7406		No			0.047	0.102		0.032		0.083	0.002		No
DiFruscia Industries, Inc.	#1	8/28/2024	8/29/2024	Yes	C	3743		No		0.015	0.300	9.163	0.075	0.644	0.025	2.201	1.550		Yes
DiFruscia Industries, Inc.	#1	9/13/2024	10/24/2024	No	C	3950		No			0.176	0.650		0.444		1.030	0.062		No
DiFruscia Industries, Inc.	#1	9/20/2024	10/24/2024	No	C	9574		No				0.017					0.002		No
DiFruscia Industries, Inc.	#1	9/27/2024	10/24/2024	No	C	3815		No				0.015					0.002		No
DiFruscia Industries, Inc.	#1	10/4/2024	10/24/2024	No	C	4840		No				0.039					0.038		No
DiFruscia Industries, Inc.	#1	10/11/2024	10/24/2024	No	C	1698		No				0.033					0.022		No
DiFruscia Industries, Inc.	#1	10/17/2024	11/22/2024	No	C	5438		No		0.001	0.003	0.021	0.005	0.002	0.004	0.022	0.002		No
DiFruscia Industries, Inc.	#1	11/18/2024	12/26/2024	No	C	6957		No			0.005	0.126		0.030		0.052	0.020		No
DiFruscia Industries, Inc.	#1	11/26/2024	11/27/2024	Yes	C	3817		No		0.015	0.189	0.599	0.075	0.744	0.025	5.735	0.109		Yes
DiFruscia Industries, Inc.	#1	12/16/2024	1/17/2025	No	C	4578		No			0.033	0.041		0.068		0.468	0.002		No
DiFruscia Industries, Inc.	#1	12/17/2024	1/17/2025	No	C	3763		No								0.412			No
DiFruscia Industries, Inc.	#1	12/23/2024	1/17/2025	No	C	2731		No								0.429			No
DiFruscia Industries, Inc.	#2	1/2/2024	2/19/2024	No	C	10098		No										0.014	No
DiFruscia Industries, Inc.	#2	2/21/2024	3/29/2024	No	C	11669		No										0.010	No
DiFruscia Industries, Inc.	#2	3/6/2024	4/1/2024	No	C	13165		No										0.008	No
DiFruscia Industries, Inc.	#2	3/13/2024	4/1/2024	No	C	15035		No										0.004	No
DiFruscia Industries, Inc.	#2	3/14/2024	4/22/2024	No	C	12492		No										0.004	No
DiFruscia Industries, Inc.	#2	3/21/2024	4/1/2024	No	C	11071		No										0.003	No
DiFruscia Industries, Inc.	#2	3/28/2024	4/1/2024	No	C	13665		No										0.012	No
DiFruscia Industries, Inc.	#2	4/12/2024	5/28/2024	No	C	6807		No										0.006	No
DiFruscia Industries, Inc.	#2	5/6/2024	6/25/2024	No	C	17952		No										0.002	No
DiFruscia Industries, Inc.	#2	6/20/2024	7/17/2024	No	C	3030		No										0.002	No
DiFruscia Industries, Inc.	#2	7/18/2024	8/22/2024	No	C	2970		No										0.254	No
DiFruscia Industries, Inc.	#2	8/20/2024	9/23/2024	No	C	7406		No										0.006	No
DiFruscia Industries, Inc.	#2	9/13/2024	10/24/2024	No	C	3950		No										0.068	No
DiFruscia Industries, Inc.	#2	9/20/2024	10/24/2024	No	C	9574		No										0.002	No
DiFruscia Industries, Inc.	#2	9/27/2024	10/24/2024	No	C	3815		No										0.002	No
DiFruscia Industries, Inc.	#2	10/4/2024	10/24/2024	No	C	4840		No										0.038	No
DiFruscia Industries, Inc.	#2	10/11/2024	10/24/2024	No	C	1698		No										0.081	No
DiFruscia Industries, Inc.	#2	10/17/2024	11/22/2024	No	C	5438		No										0.002	No
DiFruscia Industries, Inc.	#2	11/18/2024	12/26/2024	No	C	6957		No										0.022	No
DiFruscia Industries, Inc.	#2	12/16/2024	1/17/2025	No	C	4578		No										0.002	No
E&M Enterprises, Ltd.	#1	1/16/2024	1/17/2024	Yes	C	1520		No		0.015	0.075	0.507	0.075	0.508	0.025	0.060	0.488		No
E&M Enterprises, Ltd.	#1	2/8/2024	2/20/2024	No	C	870		No				0.086		0.714		0.032	0.010		No
E&M Enterprises, Ltd.	#1	4/2/2024	4/22/2024	No	C	2770		No				0.034		0.138		0.025	0.005		No
E&M Enterprises, Ltd.	#1	6/6/2024	6/20/2024	No	C	2570		No				0.176		0.205		0.500	0.008		No

Compliance Monitoring Results for Significant Industrial Users
Field's Point - 2024

Company Name	Sample Location	Sample Date	Received Date	NBC Sample	Type	Flow	Volume	CDF	As	Cd	Cr	Cu	Pb	Ni	Ag	Zn	CN	CN-EPA	Violation
E&M Enterprises, Ltd.	#1	6/11/2024	6/12/2024	Yes	C	2110		No		0.015	0.075	0.079	0.075	2.524	0.025	0.060	0.074		Yes
E&M Enterprises, Ltd.	#1	6/19/2024	7/1/2024	No	C	3280		No						0.710					No
E&M Enterprises, Ltd.	#1	6/24/2024	7/1/2024	No	C	3090		No						0.025					No
E&M Enterprises, Ltd.	#1	6/26/2024	7/12/2024	No	C	2120		No						0.350					No
E&M Enterprises, Ltd.	#1	8/14/2024	8/30/2024	No	C	27570		No				0.070		0.183		0.025	0.019		No
E&M Enterprises, Ltd.	#1	10/2/2024	10/21/2024	No	C	8930		No		0.010	0.020	0.112	0.020	0.083	0.010	0.089	0.029		No
E&M Enterprises, Ltd.	#1	10/29/2024	10/30/2024	Yes	C	1790		No		0.015	0.075	0.079	0.075	0.184	0.025	0.060	0.009		No
E&M Enterprises, Ltd.	#1	12/11/2024	12/23/2024	No	C	2100		No				0.026		0.086		0.050	0.011		No
E&M Enterprises, Ltd.	#2	12/11/2024	12/23/2024	No	G	2100	230	Yes										0.007	No
Electrolizing, Inc.	#1	2/6/2024	2/7/2024	Yes	C	2695		No		0.015	0.619	0.035	0.075	0.050	0.025	1.738	0.006		No
Electrolizing, Inc.	#1	2/28/2024	3/14/2024	No	C	7031		No			0.409			0.050		2.170	0.005		No
Electrolizing, Inc.	#1	6/20/2024	7/9/2024	No	C	7181		No			0.574			0.050		0.915	0.005		No
Electrolizing, Inc.	#1	8/22/2024	9/23/2024	No	C	3590		No			0.630			0.050		1.730	0.005		No
Electrolizing, Inc.	#1	9/11/2024	9/12/2024	Yes	C			No		0.015	0.523	0.105	0.075	0.050	0.025	0.386	0.004		No
Electrolizing, Inc.	#1	10/3/2024	11/7/2024	No	C	5685		No		0.010	0.591	0.042	0.020	0.050	0.010	1.780	0.005		No
Electrolizing, Inc.	#1	12/11/2024	1/13/2025	No	C	6657		No			0.384			0.025		1.090	0.005		No
Electrolizing, Inc.	#2	4/18/2024	5/17/2024	No	G	6737	90	Yes			1.76			0.050		0.225			No
Electrolizing, Inc.	#2	10/3/2024	11/7/2024	No	G	5685	90	Yes			0.074			0.050		0.134			No
Ideal Plating & Polishing Co., Inc.	#1	2/6/2024	2/26/2024	No	C	2244		No			0.030	0.171		0.267		0.133	0.027		No
Ideal Plating & Polishing Co., Inc.	#1	2/21/2024	2/22/2024	Yes	C	1722		No		0.017	0.076	0.221	0.075	0.520	0.025	0.154	0.090		No
Ideal Plating & Polishing Co., Inc.	#1	4/10/2024	4/30/2024	No	C	1720		No		0.005	0.031	0.234	0.017	0.264	0.005	0.081	0.087		No
Ideal Plating & Polishing Co., Inc.	#1	6/11/2024	6/20/2024	No	C	1795		No			0.098	0.145		0.354		0.163	0.017		No
Ideal Plating & Polishing Co., Inc.	#1	8/8/2024	8/20/2024	No	C	1870		No			0.073	0.285		0.318		0.108	0.028		No
Ideal Plating & Polishing Co., Inc.	#1	8/21/2024	8/22/2024	Yes	C	2021		No		0.015	0.075	0.245	0.075	0.431	0.025	0.149	0.023		No
Ideal Plating & Polishing Co., Inc.	#1	10/1/2024	10/17/2024	No	C	1870		No		0.010	0.037	0.361	0.020	0.616	0.015	0.112	0.105		No
Ideal Plating & Polishing Co., Inc.	#1	12/10/2024	12/20/2024	No	C	3216		No			0.020	0.610		1.010		0.154	0.023		No
Induplate LLC	#1	1/15/2024	2/27/2024	No	C	52849		No			0.010	0.076		0.025		0.043	0.005		No
Induplate LLC	#1	1/31/2024	2/1/2024	Yes	C	52395		No		0.015	0.075	0.040	0.075	0.050	0.025	0.294	0.004		No
Induplate LLC	#1	2/13/2024	3/28/2024	No	C	55835		No			0.010	0.011		0.025		0.025	0.005		No
Induplate LLC	#1	3/20/2024	4/25/2024	No	C	55040		No			0.010	0.018		0.025		0.069	0.005		No
Induplate LLC	#1	4/17/2024	5/30/2024	No	C	54720		No		0.005	0.010	0.010	0.010	0.025	0.005	0.038	0.005		No
Induplate LLC	#1	5/29/2024	6/27/2024	No	C	54230		No			0.010	0.010		0.025		0.030	0.005		No
Induplate LLC	#1	6/6/2024	7/3/2024	No	C			No			0.010	0.016		0.025		0.025	0.005		No
Induplate LLC	#1	6/20/2024	6/21/2024	Yes	C	4900		No		0.015	0.075	0.039	0.075	0.050	0.025	0.366	0.004		No
Induplate LLC	#1	7/9/2024	8/27/2024	No	C	56222		No			0.010	0.010		0.025		0.025	0.005		No
Induplate LLC	#1	8/6/2024	9/25/2024	No	C	55833		No			0.010	0.010		0.025		0.025	0.005		No
Induplate LLC	#1	9/11/2024	10/29/2024	No	C	62650		No			0.020	0.020		0.050		0.050	0.005		No
Induplate LLC	#1	10/9/2024	11/26/2024	No	C	60920		No		0.010	0.020	0.020	0.020	0.050	0.010	0.079	0.005		No
Induplate LLC	#1	11/12/2024	12/26/2024	No	C	48668		No			0.020	0.020		0.050		0.050	0.005		No
Induplate LLC	#1	12/12/2024	1/28/2025	No	C	58818		No			0.020	0.020		0.050		0.050	0.005		No
Induplate LLC	#2	1/15/2024	2/27/2024	No	G	52849	800	Yes			0.012	0.116		0.025		0.163			No
Induplate LLC	#2	3/20/2024	4/25/2024	No	G	55040	800	Yes			0.010	0.010		0.025		0.025			No
Induplate LLC	#2	5/29/2024	6/27/2024	No	G	54230	800	Yes			0.010	0.010		0.025		0.025			No
Induplate LLC	#2	7/9/2024	8/27/2024	No	G	56222	800	Yes			0.010	0.015		0.025		0.027			No
Induplate LLC	#2	9/11/2024	10/29/2024	No	G	62650	800	Yes			0.020	0.067		0.050		0.050			No
Induplate LLC	#2	11/12/2024	12/26/2024	No	G	48668	800	Yes			0.020	0.020		0.082		0.115			No
Induplate LLC	#3	2/13/2024	3/28/2024	No	G	55835	150	Yes									0.041		No

Compliance Monitoring Results for Significant Industrial Users
Field's Point - 2024

Company Name	Sample Location	Sample Date	Received Date	NBC Sample	Type	Flow	Volume	CDF	As	Cd	Cr	Cu	Pb	Ni	Ag	Zn	CN	CN-EPA	Violation
Induplate LLC	#3	4/17/2024	5/30/2024	No	G	54720	150	Yes										1.230	Yes
Induplate LLC	#3	6/6/2024	7/3/2024	No	G		150	Yes										0.005	No
Induplate LLC	#3	6/13/2024	7/3/2024	No	G		150	Yes										0.005	No
Induplate LLC	#3	6/18/2024	7/3/2024	No	G		150	Yes										0.005	No
Induplate LLC	#3	6/25/2024	7/3/2024	No	G		150	Yes										0.005	No
Induplate LLC	#3	8/6/2024	9/25/2024	No	G	55833	150	Yes										0.005	No
Induplate LLC	#3	10/9/2024	11/26/2024	No	G	60920	150	Yes										0.005	No
Induplate LLC	#3	12/12/2024	1/28/2025	No	G	58818	150	Yes										0.005	No
International Chromium Plating Company, Inc.	#1	2/1/2024	3/25/2024	No	C	673		No			0.102	0.023		0.063		0.237	0.015		No
International Chromium Plating Company, Inc.	#1	3/28/2024	3/29/2024	Yes	C	1272		No		0.015	0.151	0.027	0.075	0.120	0.025	0.106	0.014		No
International Chromium Plating Company, Inc.	#1	4/4/2024	5/28/2024	No	C	1795		No		0.010	0.104	0.024	0.020	0.088	0.010	0.050	0.036		No
International Chromium Plating Company, Inc.	#1	6/11/2024	7/26/2024	No	C	1650		No			0.049	0.020		0.117		0.081	0.018		No
International Chromium Plating Company, Inc.	#1	8/8/2024	9/27/2024	No	C	1486		No			0.029	0.020		0.050		0.050	0.005		No
International Chromium Plating Company, Inc.	#1	10/10/2024	10/11/2024	Yes	C			No		0.015	0.215	0.087	0.075	0.050	0.025	0.060	0.048		No
International Chromium Plating Company, Inc.	#1	10/10/2024	11/25/2024	No	C	1571		No		0.010	0.224	0.090	0.020	0.050	0.010	0.050	0.031		No
International Chromium Plating Company, Inc.	#1	12/12/2024	1/27/2025	No	C	2842		No			0.020	0.020		0.050		0.354	0.020		No
International Chromium Plating Company, Inc.	#2	2/8/2024	3/25/2024	No	C	748	1200	Yes			0.023	0.153		0.182		0.169	0.010		No
International Chromium Plating Company, Inc.	#2	4/1/2024	6/10/2024	No	G			Yes											No
International Chromium Plating Company, Inc.	#2	6/26/2024	7/26/2024	No	C	900	1500	Yes			0.036	0.284		0.050		0.050	0.021		No
International Chromium Plating Company, Inc.	#2	8/1/2024	9/27/2024	No	G			Yes											No
International Chromium Plating Company, Inc.	#2	12/20/2024	1/27/2025	No	C	1421	1000	Yes			0.687	0.042		0.057		0.313	0.005		No
International Insignia Corporation	#1	1/18/2024	1/19/2024	Yes	C	3190		No		0.015	0.075	0.268	0.075	1.122	0.025	0.065	0.033		No
International Insignia Corporation	#1	2/6/2024	2/20/2024	No	C	3018		No				0.889	0.010	1.440			0.018		No
International Insignia Corporation	#1	4/3/2024	4/10/2024	No	C	4765		No		0.010	0.020	0.416	0.020	0.791	0.010	0.121	0.005		No
International Insignia Corporation	#1	6/11/2024	6/20/2024	No	C	2590		No				0.303	0.020	0.872			0.005		No
International Insignia Corporation	#1	7/23/2024	7/24/2024	Yes	C	3095		No		0.015	0.075	0.527	0.075	0.818	0.025	0.113	0.004		No
International Insignia Corporation	#1	8/8/2024	8/16/2024	No	C	5709		No				0.302	0.020	0.810			0.005		No
International Insignia Corporation	#1	10/1/2024	10/16/2024	No	C	4969		No		0.010	0.020	0.358	0.020	0.985	0.010	0.135	0.005		No
International Insignia Corporation	#1	12/10/2024	12/17/2024	No	C	4547		No				0.427	0.020	0.289			0.006		No
International Insignia Corporation	#2	2/6/2024	2/20/2024	No	G	3018	75	Yes				22.30	0.138	13.10		4.530			No
International Insignia Corporation	#2	6/11/2024	6/26/2024	No	G	2590	150	Yes				16.20	0.130	13.60		4.430			No
International Insignia Corporation	#2	10/1/2024	10/16/2024	No	G	4969	150	Yes				25.80	0.092	10.30		5.710			No
International Insignia Corporation	#3	4/3/2024	4/10/2024	No	G	4765	35	Yes				0.147	0.020	8.250		0.238			No
International Insignia Corporation	#3	10/1/2024	10/16/2024	No	G	4969	35	Yes				0.353	0.020	11.80		0.479			No
Ira Green Inc.	#1	1/18/2024	2/23/2024	No	C	27000		No				0.019							No
Ira Green Inc.	#1	1/19/2024	2/23/2024	No	C	27000		No				0.043							No
Ira Green Inc.	#1	1/22/2024	2/23/2024	No	C	27000		No				0.018							No
Ira Green Inc.	#1	1/25/2024	2/23/2024	No	C	27100		No				0.017		0.025			0.005		No
Ira Green Inc.	#1	2/26/2024	4/1/2024	No	C	16800		No				0.033		0.025			0.005		No
Ira Green Inc.	#1	2/27/2024	2/28/2024	Yes	C	10300		No		0.015	0.075	2.192	0.075	0.263	0.068	0.406	0.020		Yes
Ira Green Inc.	#1	3/20/2024	4/25/2024	No	C	14400		No				0.265							No
Ira Green Inc.	#1	3/21/2024	4/25/2024	No	C	11100		No				0.025							No
Ira Green Inc.	#1	3/22/2024	4/25/2024	No	C	14300		No				0.028							No
Ira Green Inc.	#1	3/26/2024	4/25/2024	No	C	15800		No				0.026		0.086			0.008		No
Ira Green Inc.	#1	4/10/2024	4/11/2024	Yes	C	13700		No		0.015	0.075	2.435	0.075	0.392	0.042	0.533	0.030		Yes
Ira Green Inc.	#1	4/19/2024	5/28/2024	No	C	13700		No				0.054		0.106			0.010		No
Ira Green Inc.	#1	5/10/2024	6/17/2024	No	C	22700		No				0.031		0.106			0.006		No

Compliance Monitoring Results for Significant Industrial Users
Field's Point - 2024

Company Name	Sample Location	Sample Date	Received Date	NBC Sample	Type	Flow	Volume	CDF	As	Cd	Cr	Cu	Pb	Ni	Ag	Zn	CN	CN-EPA	Violation
Ira Green Inc.	#1	6/4/2024	7/29/2024	No	C	25100		No				0.072		0.109			0.154		No
Ira Green Inc.	#1	6/5/2024	6/6/2024	Yes	C	15600		No		0.015	0.075	0.082	0.075	0.092	0.042	0.060	0.011		No
Ira Green Inc.	#1	7/2/2024	8/28/2024	No	C	28100		No				0.024		0.055			0.005		No
Ira Green Inc.	#1	8/2/2024	9/27/2024	No	C	24300		No				0.020		0.050			0.005		No
Ira Green Inc.	#1	9/5/2024	10/24/2024	No	C	27100		No				0.022		0.130			0.560		No
Ira Green Inc.	#1	10/3/2024	11/25/2024	No	C	27400		No		0.010	0.020	0.198	0.020	0.050	0.028	0.061	0.470		No
Ira Green Inc.	#1	11/8/2024	12/13/2024	No	C	38100		No				0.070		0.050			0.020		No
Ira Green Inc.	#1	11/19/2024	11/20/2024	Yes	C	1385		No		0.015	0.075	0.773	0.075	0.124	0.025	0.153	0.005		No
Ira Green Inc.	#1	12/4/2024	1/27/2025	No	C	41900		No				0.020		0.260			0.107		No
Ira Green Inc.	#2	1/25/2024	2/23/2024	No	G	27100	800	Yes				1.050	0.010	0.025		0.275			No
Ira Green Inc.	#2	3/26/2024	4/25/2024	No	G	15800	800	Yes				1.220	0.010	0.025		0.277			No
Ira Green Inc.	#2	5/10/2024	6/17/2024	No	G	22700	800	Yes				0.745	0.010	0.025		0.149			No
Ira Green Inc.	#2	7/2/2024	8/28/2024	No	G	28100	800	Yes				0.632	0.010	0.025		0.241			No
Ira Green Inc.	#2	9/5/2024	10/24/2024	No	G	27100	800	Yes				0.899	0.020	0.050		0.212			No
Ira Green Inc.	#2	11/8/2024	12/13/2024	No	G	38100	800	Yes				0.701	0.020	0.050		0.113			No
Ira Green Inc.	#3	2/26/2024	4/1/2024	No	G	16800	400	Yes				0.023						0.005	No
Ira Green Inc.	#3	4/19/2024	5/28/2024	No	G	13700	800	Yes				0.020						0.005	No
Ira Green Inc.	#3	6/4/2024	7/29/2024	No	G	25100	400	Yes				0.024						12.300	Yes
Ira Green Inc.	#3	6/25/2024	7/29/2024	No	G	24500	400	Yes										5.140	Yes
Ira Green Inc.	#3	7/10/2024	7/29/2024	No	G	25600	400	Yes										0.005	No
Ira Green Inc.	#3	7/12/2024	7/29/2024	No	G	25100	400	Yes										0.015	No
Ira Green Inc.	#3	8/2/2024	9/27/2024	No	G	24300	400	Yes				0.200						0.005	No
Ira Green Inc.	#3	9/6/2024	10/24/2024	No	G	29400	400	Yes										0.005	No
Ira Green Inc.	#3	10/3/2024	11/25/2024	No	G	27400	400	Yes				0.099						0.047	No
Ira Green Inc.	#3	10/17/2024	11/25/2024	No	G	27900	400	Yes										0.005	No
Ira Green Inc.	#3	12/4/2024	1/27/2025	No	G	41900	400	Yes				0.020						0.005	No
Ira Green Inc.	#4	1/25/2024	2/23/2024	No	G	27100	300	Yes				0.361	0.010	8.090		16.70			No
Ira Green Inc.	#4	3/26/2024	4/25/2024	No	G	15800	300	Yes				0.283	0.010	0.164		0.284			No
Ira Green Inc.	#4	5/10/2024	6/17/2024	No	G	22700	300	Yes				0.109	0.010	0.402		0.161			No
Ira Green Inc.	#4	7/2/2024	8/28/2024	No	G	28100	300	Yes				0.192	0.010	6.240		0.671			No
Ira Green Inc.	#4	9/5/2024	10/24/2024	No	G	27100	300	Yes				0.220	0.020	16.60		3.510			No
Ira Green Inc.	#4	11/8/2024	12/13/2024	No	G	38100	300	Yes				0.039	0.020	0.275		0.508			No
Ira Green Inc.	#5	2/26/2024	4/1/2024	No	G	16800	300	Yes				0.029	0.010	7.280		13.20			No
Ira Green Inc.	#5	4/19/2024	5/28/2024	No	G	13700	300	Yes				0.304	0.020	13.50		36.10			No
Ira Green Inc.	#5	6/4/2024	7/29/2024	No	G	25100	300	Yes				0.271	0.020	11.20		11.50			No
Ira Green Inc.	#5	8/2/2024	9/27/2024	No	G	24300	300	Yes				0.397	0.020	32.80		0.516			No
Ira Green Inc.	#5	10/3/2024	11/25/2024	No	G	27400	300	Yes				0.262	0.020	10.30		0.196			No
Ira Green Inc.	#5	12/4/2024	1/27/2025	No	G	41900	300	Yes				0.020	0.020	2.290		2.480			No
LMG Rhode Island Holdings, Inc.	#1	1/18/2024	2/2/2024	No	C			No			0.168	0.010	0.020			0.025			No
LMG Rhode Island Holdings, Inc.	#1	3/13/2024	3/27/2024	No	C			No			0.010	0.026				0.025			No
LMG Rhode Island Holdings, Inc.	#1	4/8/2024	4/9/2024	Yes	C	5913		No		0.015	0.075	0.033	0.075	0.050	0.025	0.060			No
LMG Rhode Island Holdings, Inc.	#1	4/12/2024	5/15/2024	No	G			No											No
LMG Rhode Island Holdings, Inc.	#1	4/19/2024	5/15/2024	No	G			No											No
LMG Rhode Island Holdings, Inc.	#1	4/30/2024	5/15/2024	No	G			No											No
LMG Rhode Island Holdings, Inc.	#1	5/7/2024	5/15/2024	No	G			No											No
LMG Rhode Island Holdings, Inc.	#1	5/22/2024	5/23/2024	Yes	C	8079		No		0.015	0.075	0.048	0.075	0.050	0.025	0.102			No
LMG Rhode Island Holdings, Inc.	#1	5/30/2024	6/13/2024	No	C			No			0.020	0.090	0.020			0.050			No

Compliance Monitoring Results for Significant Industrial Users
Field's Point - 2024

Company Name	Sample Location	Sample Date	Received Date	NBC Sample	Type	Flow	Volume	CDF	As	Cd	Cr	Cu	Pb	Ni	Ag	Zn	CN	CN-EPA	Violation
LMG Rhode Island Holdings, Inc.	#1	6/20/2024	7/5/2024	No	G			No											No
LMG Rhode Island Holdings, Inc.	#1	7/2/2024	7/3/2024	Yes	C	8009		No		0.015	0.075	0.786	0.075	0.050	0.025	0.076			No
LMG Rhode Island Holdings, Inc.	#1	7/26/2024	8/5/2024	No	G			No											No
LMG Rhode Island Holdings, Inc.	#1	7/31/2024	8/9/2024	No	C			No			0.011	0.069	0.010			0.025			No
LMG Rhode Island Holdings, Inc.	#1	9/18/2024	9/27/2024	No	C			No				0.026				0.025			No
LMG Rhode Island Holdings, Inc.	#1	11/13/2024	11/29/2024	No	C			No			0.035	0.069	0.020			0.050			No
Mahr, Inc.	#1	2/23/2024	3/8/2024	No	C	561		No			1.340	0.080		0.011		0.047			No
Mahr, Inc.	#1	2/26/2024	2/27/2024	Yes	C	1123		No		0.015	0.884	0.099	0.075	0.050	0.025	0.060	0.004		No
Mahr, Inc.	#1	4/19/2024	5/3/2024	No	C	22		No		0.004	55.30	1.770	0.034	0.253	0.216	0.633	0.010		Yes
Mahr, Inc.	#1	5/6/2024	7/17/2024	No	C	539		No			39.90	0.677							Yes
Mahr, Inc.	#1	5/7/2024	7/17/2024	No	C	486		No			31.10	1.320							Yes
Mahr, Inc.	#1	5/8/2024	7/17/2024	No	C	434		No			24.40	1.100							Yes
Mahr, Inc.	#1	5/9/2024	7/17/2024	No	C	292		No			18.90	0.899							Yes
Mahr, Inc.	#1	6/3/2024	7/5/2024	No	G			No			2.360								No
Mahr, Inc.	#1	6/4/2024	7/5/2024	No	G			No			2.120								No
Mahr, Inc.	#1	6/6/2024	7/5/2024	No	G			No			1.690	0.224							No
Mahr, Inc.	#1	6/7/2024	7/5/2024	No	G			No			1.540								No
Mahr, Inc.	#1	6/10/2024	7/5/2024	No	C	546		No			1.360	0.304		0.015		0.164			No
Mahr, Inc.	#1	8/22/2024	8/23/2024	Yes	C	2096		No		0.015	0.075	0.121	0.075	0.050	0.025	0.082	0.004		No
Mahr, Inc.	#1	9/10/2024	9/16/2024	No	C	217		No			0.065	0.136		0.005		0.114			No
Mahr, Inc.	#1	10/15/2024	10/30/2024	No	C			No		0.004	0.011	0.322	0.007	0.005	0.005	0.211	0.010		No
Mahr, Inc.	#1	12/17/2024	1/10/2025	No	C	793		No			0.021	0.078		0.005		0.076			No
Mahr, Inc.	#2	4/19/2024	5/3/2024	No	G			No											No
Mahr, Inc.	#2	10/15/2024	10/30/2024	No	G			No											No
Manchester Street, LLC	#1	1/18/2024	2/1/2024	No	C	83240		No				0.036	0.020			0.089			No
Manchester Street, LLC	#1	2/23/2024	3/6/2024	No	C	60100		No				0.032	0.010			0.079			No
Manchester Street, LLC	#1	3/22/2024	4/1/2024	No	C	89185		No				0.010	0.010			0.158			No
Manchester Street, LLC	#1	4/16/2024	4/16/2024	Yes	C	82610		No		0.015	0.075	0.020	0.075	0.050	0.025	0.060			No
Manchester Street, LLC	#1	4/25/2024	5/7/2024	No	C		89185	No		0.010	0.020	0.020	0.020	0.050	0.010	0.086			No
Manchester Street, LLC	#1	5/16/2024	6/11/2024	No	C		86860	No				0.020	0.020			0.222			No
Manchester Street, LLC	#1	6/14/2024	7/22/2024	No	C		90850	No				0.020	0.020			0.187			No
Manchester Street, LLC	#1	7/12/2024	8/6/2024	No	C		95910	No				0.010	0.010			0.034			No
Manchester Street, LLC	#1	8/2/2024	9/25/2024	No	C		96555	No				0.026	0.020			0.050			No
Manchester Street, LLC	#1	9/6/2024	10/4/2024	No	C		96440	No				0.020	0.020			0.050			No
Manchester Street, LLC	#1	10/2/2024	10/2/2024	Yes	C			No		0.015	0.075	0.020	0.075	0.050	0.025	0.060			No
Manchester Street, LLC	#1	10/2/2024	11/26/2024	No	C	90780		No		0.010	0.020	0.020	0.020	0.050	0.010	0.050			No
Manchester Street, LLC	#1	11/1/2024	12/17/2024	No	C		96200	No				0.020	0.020			0.052			No
Manchester Street, LLC	#1	12/20/2024	1/13/2025	No	C		91775	No				0.020	0.020			0.160			No
Manchester Street, LLC	#2	4/25/2024	5/7/2024	No	C	94480		No		0.010	0.020	0.055	0.020	0.050	0.010	0.050			No
Manchester Street, LLC	#2	10/10/2024	11/26/2024	No	C	45346		No		0.010	0.020	0.020	0.020	0.050	0.010	0.050			No
Metallurgical Solutions, Inc.	#1	1/24/2024	2/8/2024	No	G			No		0.010	0.202	0.213	0.020	0.426	0.010	0.080	0.005		No
Metallurgical Solutions, Inc.	#1	4/1/2024	4/1/2024	Yes	G			No		0.015	0.573	0.364	0.075	0.348	0.025	0.090	0.115		No
Metallurgical Solutions, Inc.	#1	7/15/2024	8/5/2024	No	G			No		0.015	0.267	0.259	0.020	0.302	0.005	0.059	0.005		No
Metallurgical Solutions, Inc.	#1	10/15/2024	10/15/2024	Yes	G			No		0.015	0.656	0.316	0.075	0.388	0.025	0.122	0.071		No
Monarch Metal Finishing Co., Inc. (Railroad)	#1	1/23/2024	1/24/2024	Yes	C	18413		No		0.015	0.075	2.433	0.075	4.609	1.489	0.210	0.155		Yes
Monarch Metal Finishing Co., Inc. (Railroad)	#1	1/25/2024	2/28/2024	No	C	37625		No				0.431		0.417	0.005	0.184	0.368		No
Monarch Metal Finishing Co., Inc. (Railroad)	#1	2/28/2024	3/27/2024	No	C	38373		No				0.801		0.680	0.010	0.431	0.318		No

Compliance Monitoring Results for Significant Industrial Users
Field's Point - 2024

Company Name	Sample Location	Sample Date	Received Date	NBC Sample	Type	Flow	Volume	CDF	As	Cd	Cr	Cu	Pb	Ni	Ag	Zn	CN	CN-EPA	Violation
Monarch Metal Finishing Co., Inc. (Railroad)	#1	3/7/2024	3/8/2024	Yes	C	12051		No		0.015	0.075	0.331	0.075	0.706	0.025	0.087	0.037		No
Monarch Metal Finishing Co., Inc. (Railroad)	#1	3/7/2024	3/26/2024	No	C	30893		No		0.100	0.021	0.314	0.600	0.653	0.014	0.098	0.039		No
Monarch Metal Finishing Co., Inc. (Railroad)	#1	3/15/2024	4/1/2024	No	C	33511		No				0.214		0.436	0.010				No
Monarch Metal Finishing Co., Inc. (Railroad)	#1	3/21/2024	4/16/2024	No	C	37774		No				0.140		0.475	0.010	0.429	0.005		No
Monarch Metal Finishing Co., Inc. (Railroad)	#1	3/28/2024	4/16/2024	No	C	34857		No				0.209		0.340	0.030				No
Monarch Metal Finishing Co., Inc. (Railroad)	#1	4/25/2024	5/30/2024	No	C	36877		No		0.010	0.020	0.200	0.020	0.419	0.010	0.397	0.134		No
Monarch Metal Finishing Co., Inc. (Railroad)	#1	5/30/2024	6/27/2024	No	C	34334		No				0.183		0.430	0.005	0.146	0.363		No
Monarch Metal Finishing Co., Inc. (Railroad)	#1	6/25/2024	7/29/2024	No	C	53985		No				0.504		0.187	0.010	0.547	0.005		No
Monarch Metal Finishing Co., Inc. (Railroad)	#1	7/30/2024	8/30/2024	No	C	49533		No				0.638		0.233	0.010	0.261	0.214		No
Monarch Metal Finishing Co., Inc. (Railroad)	#1	8/29/2024	9/30/2024	No	C	47644		No				0.475		0.435	0.005	0.198	0.005		No
Monarch Metal Finishing Co., Inc. (Railroad)	#1	9/24/2024	9/25/2024	Yes	C	15300		No		0.015	0.075	3.352	0.075	3.054	0.053	0.265	0.115		Yes
Monarch Metal Finishing Co., Inc. (Railroad)	#1	9/25/2024	10/28/2024	No	C	35471		No				0.227		0.542	0.005	0.376	0.289		No
Monarch Metal Finishing Co., Inc. (Railroad)	#1	10/22/2024	11/12/2024	No	C	38776		No		0.005	0.010	0.676	0.015	0.498	0.014	0.167	0.010		No
Monarch Metal Finishing Co., Inc. (Railroad)	#1	10/22/2024	11/27/2024	No	C	38776		No		0.005	0.010	0.676	0.015	0.498	0.014	0.167	0.010		No
Monarch Metal Finishing Co., Inc. (Railroad)	#1	10/30/2024	11/21/2024	No	C	33463		No				0.620		0.623					No
Monarch Metal Finishing Co., Inc. (Railroad)	#1	11/7/2024	11/26/2024	No	C	38910		No				0.475		0.485					No
Monarch Metal Finishing Co., Inc. (Railroad)	#1	11/20/2024	11/21/2024	Yes	C	163091		No		0.015	0.075	0.529	0.075	0.888	0.062	0.126	0.027		No
Monarch Metal Finishing Co., Inc. (Railroad)	#1	11/26/2024	12/30/2024	No	C	43901		No				0.398		0.613	0.010	0.393	0.439		No
Monarch Metal Finishing Co., Inc. (Railroad)	#1	12/19/2024	1/30/2025	No	C	44860		No				0.458		0.636	0.010	0.466	0.274		No
Monarch Metal Finishing Co., Inc. (Railroad)	#10	5/30/2024	6/27/2024	No	G	34334	60	Yes				0.383	0.010	0.156		0.556			No
Monarch Metal Finishing Co., Inc. (Railroad)	#11	6/25/2024	7/29/2024	No	G	53985	60	Yes				0.564	0.020	0.144		0.495			No
Monarch Metal Finishing Co., Inc. (Railroad)	#12	6/25/2024	7/29/2024	No	G	53985	40	Yes				0.552	0.020	0.203		0.651			No
Monarch Metal Finishing Co., Inc. (Railroad)	#13	7/30/2024	8/30/2024	No	G	49533	176	Yes				0.661	0.020	0.050		0.344			No
Monarch Metal Finishing Co., Inc. (Railroad)	#14	8/29/2024	9/30/2024	No	G	47644	46	Yes				0.584	0.010	0.031		0.447			No
Monarch Metal Finishing Co., Inc. (Railroad)	#15	8/29/2024	9/30/2024	No	G	47644	60	Yes				0.322	0.010	0.238		0.554			No
Monarch Metal Finishing Co., Inc. (Railroad)	#16	9/25/2024	10/28/2024	No	G	35471	60	Yes				0.567	0.010	0.095		0.482			No
Monarch Metal Finishing Co., Inc. (Railroad)	#17	10/22/2024	11/27/2024	No	G	38776	60	Yes				0.378	0.010	0.025		0.779			No
Monarch Metal Finishing Co., Inc. (Railroad)	#18	10/22/2024	11/27/2024	No	G	38776	60	Yes				0.567	0.010	0.025		0.328			No
Monarch Metal Finishing Co., Inc. (Railroad)	#19	11/26/2024	12/30/2024	No	G	43901	25	Yes				0.686	0.020	0.183		0.500			No
Monarch Metal Finishing Co., Inc. (Railroad)	#2	1/25/2024	2/28/2024	No	C	37625		No										0.273	No
Monarch Metal Finishing Co., Inc. (Railroad)	#2	2/28/2024	3/27/2024	No	C	38373		No										0.113	No
Monarch Metal Finishing Co., Inc. (Railroad)	#2	3/21/2024	4/16/2024	No	C	37774		No										0.008	No
Monarch Metal Finishing Co., Inc. (Railroad)	#2	4/25/2024	5/30/2024	No	C	36877		No										0.489	No
Monarch Metal Finishing Co., Inc. (Railroad)	#2	5/30/2024	6/27/2024	No	C	34334		No										0.352	No
Monarch Metal Finishing Co., Inc. (Railroad)	#2	6/25/2024	7/29/2024	No	C	53985		No										0.005	No
Monarch Metal Finishing Co., Inc. (Railroad)	#2	7/30/2024	8/30/2024	No	C	49533		No										0.481	No
Monarch Metal Finishing Co., Inc. (Railroad)	#2	8/29/2024	9/30/2024	No	C	47644		No										0.042	No
Monarch Metal Finishing Co., Inc. (Railroad)	#2	9/25/2024	10/28/2024	No	C	35471		No										0.521	No
Monarch Metal Finishing Co., Inc. (Railroad)	#2	10/22/2024	11/12/2024	No	C	38776		No										0.014	No
Monarch Metal Finishing Co., Inc. (Railroad)	#2	10/22/2024	11/27/2024	No	C	38776		No										0.014	No
Monarch Metal Finishing Co., Inc. (Railroad)	#2	11/26/2024	12/30/2024	No	C	43901		No										0.741	No
Monarch Metal Finishing Co., Inc. (Railroad)	#2	12/19/2024	1/30/2025	No	C	44860		No										0.504	No
Monarch Metal Finishing Co., Inc. (Railroad)	#20	12/19/2024	1/30/2025	No	G	48560	25	Yes				0.449	0.020	0.313		0.752			No
Monarch Metal Finishing Co., Inc. (Railroad)	#21	12/19/2024	1/30/2025	No	G	48560	70	Yes				0.400	0.020	0.237		0.501			No
Monarch Metal Finishing Co., Inc. (Railroad)	#3	1/25/2024	2/28/2024	No	G	37625	225	Yes				0.500	0.010	0.210		0.325			No
Monarch Metal Finishing Co., Inc. (Railroad)	#4	2/28/2024	3/27/2024	No	G	38373	60	Yes				0.467	0.020	0.394		0.709			No
Monarch Metal Finishing Co., Inc. (Railroad)	#5	2/28/2024	3/27/2024	No	G	38373	60	Yes				0.695	0.020	0.519		0.104			No

Compliance Monitoring Results for Significant Industrial Users
Field's Point - 2024

Company Name	Sample Location	Sample Date	Received Date	NBC Sample	Type	Flow	Volume	CDF	As	Cd	Cr	Cu	Pb	Ni	Ag	Zn	CN	CN-EPA	Violation
Monarch Metal Finishing Co., Inc. (Railroad)	#6	3/21/2024	4/16/2024	No	G	37774	60	Yes				0.081	0.020	0.154		0.170			No
Monarch Metal Finishing Co., Inc. (Railroad)	#7	4/25/2024	5/30/2024	No	G	36877	25	Yes				0.362	0.020	0.304		0.196			No
Monarch Metal Finishing Co., Inc. (Railroad)	#8	4/25/2024	5/30/2024	No	G	36877	60	Yes				0.358	0.020	0.508		0.050			No
Monarch Metal Finishing Co., Inc. (Railroad)	#9	5/30/2024	6/27/2024	No	G	34334	70	Yes				0.429	0.010	0.025		0.221			No
Monarch Metal Finishing, Inc. (Georgia)	#1	1/25/2024	2/28/2024	No	C	8383		No				0.462		0.257		0.376	0.305		No
Monarch Metal Finishing, Inc. (Georgia)	#1	2/28/2024	3/26/2024	No	C	1790		No				0.423		0.286		0.543	0.243		No
Monarch Metal Finishing, Inc. (Georgia)	#1	3/13/2024	3/14/2024	Yes	C	8084		No		0.015	0.075	1.446	0.075	1.084	0.025	4.123	0.709		Yes
Monarch Metal Finishing, Inc. (Georgia)	#1	3/21/2024	4/17/2024	No	C	11295		No				0.034		0.406		0.726	0.006		No
Monarch Metal Finishing, Inc. (Georgia)	#1	3/21/2024	4/30/2024	No	C	11295		No				0.344		0.406		0.726	0.006		No
Monarch Metal Finishing, Inc. (Georgia)	#1	3/28/2024	4/17/2024	No	C	10248		No				0.333				0.564	0.134		No
Monarch Metal Finishing, Inc. (Georgia)	#1	4/5/2024	4/23/2024	No	C	8070		No				0.355				0.515	0.453		No
Monarch Metal Finishing, Inc. (Georgia)	#1	4/5/2024	4/29/2024	No	C	8070		No				0.355				0.515	0.453		No
Monarch Metal Finishing, Inc. (Georgia)	#1	4/25/2024	5/30/2024	No	C	13390		No		0.010	0.020	0.289	0.020	0.400	0.010	0.468	0.423		No
Monarch Metal Finishing, Inc. (Georgia)	#1	4/30/2024	5/1/2024	Yes	C	4488		No		0.015	0.075	0.315	0.075	0.981	0.025	0.517	0.228		No
Monarch Metal Finishing, Inc. (Georgia)	#1	5/30/2024	6/26/2024	No	C	11295		No				0.446		0.060		0.252	0.005		No
Monarch Metal Finishing, Inc. (Georgia)	#1	6/25/2024	7/29/2024	No	C	9051		No				0.491		0.388		0.340	0.005		No
Monarch Metal Finishing, Inc. (Georgia)	#1	7/30/2024	8/30/2024	No	C	7106		No				0.535		0.169		0.418	0.093		No
Monarch Metal Finishing, Inc. (Georgia)	#1	8/29/2024	9/30/2024	No	C	9799		No				0.256		0.164		0.465	0.005		No
Monarch Metal Finishing, Inc. (Georgia)	#1	9/25/2024	10/28/2024	No	C	10472		No				0.144		0.269		0.455	0.315		No
Monarch Metal Finishing, Inc. (Georgia)	#1	9/30/2024	10/1/2024	Yes	C			No		0.015	0.085	1.967	0.075	0.980	0.025	0.722	2.150		Yes
Monarch Metal Finishing, Inc. (Georgia)	#1	10/22/2024	11/12/2024	No	C	7106		No		0.005	0.010	0.283	0.010	0.984	0.005	0.134	0.008		No
Monarch Metal Finishing, Inc. (Georgia)	#1	10/22/2024	11/27/2024	No	C	7106		No		0.005	0.010	0.283	0.010	0.025	0.005	0.134	0.008		No
Monarch Metal Finishing, Inc. (Georgia)	#1	10/30/2024	11/21/2024	No	C	10248		No				0.579					0.424		No
Monarch Metal Finishing, Inc. (Georgia)	#1	11/7/2024	11/26/2024	No	C	8303		No				0.509					0.005		No
Monarch Metal Finishing, Inc. (Georgia)	#1	11/26/2024	12/30/2024	No	C	6508		No				0.331		0.279		0.778	0.516		No
Monarch Metal Finishing, Inc. (Georgia)	#1	12/4/2024	12/5/2024	Yes	C	3443		No		0.015	0.075	0.724	0.075	0.562	0.025	0.698	0.004		No
Monarch Metal Finishing, Inc. (Georgia)	#1	12/19/2024	1/28/2025	No	C	6171		No				0.507		0.408		0.434	0.305		No
Monarch Metal Finishing, Inc. (Georgia)	#2	1/25/2024	2/28/2024	No	C	8383		No										0.455	No
Monarch Metal Finishing, Inc. (Georgia)	#2	7/30/2024	8/30/2024	No	C	7106		No										0.351	No
Monarch Metal Finishing, Inc. (Georgia)	#2	10/30/2024	11/21/2024	No	C	10248		No										0.532	No
Monarch Metal Finishing, Inc. (Georgia)	#2	11/7/2024	11/26/2024	No	C	8303		No										0.008	No
Narragansett Jewelry Co., Inc.	#1	1/31/2024	2/1/2024	Yes	C	2410		No		0.015	0.075	0.156	0.075	0.050	0.063	0.060	0.005		No
Narragansett Jewelry Co., Inc.	#1	2/15/2024	3/1/2024	No	C	4740		No				0.052		0.025		0.031	0.005		No
Narragansett Jewelry Co., Inc.	#1	4/10/2024	5/2/2024	No	C	4190		No		0.005	0.010	0.105	0.010	0.025	0.015	0.026	0.005		No
Narragansett Jewelry Co., Inc.	#1	6/13/2024	7/29/2024	No	C	4970		No				0.045		0.050		0.050	0.005		No
Narragansett Jewelry Co., Inc.	#1	6/25/2024	6/26/2024	Yes	C	2930		No		0.015	0.075	0.053	0.075	0.050	0.025	0.060	0.004		No
Narragansett Jewelry Co., Inc.	#1	8/14/2024	9/10/2024	No	C	4450		No				0.013		0.025		0.025	0.005		No
Narragansett Jewelry Co., Inc.	#1	10/9/2024	11/5/2024	No	C	4880		No		0.010	0.020	0.154	0.020	0.050	0.010	0.054	0.005		No
Narragansett Jewelry Co., Inc.	#1	12/19/2024	1/6/2025	No	C	4130		No				0.030		0.050		0.050	0.005		No
Narragansett Jewelry Co., Inc.	#3	10/9/2024	11/5/2024	No	G			No		0.010	0.020	0.020	0.020	0.050	0.010	0.159			No
RI Heat Treating & Black Oxide Company	#1	4/4/2024	4/19/2024	No	G		600	No		0.005	0.037	0.149	0.010	0.052	0.005	0.058	0.060		No
RI Heat Treating & Black Oxide Company	#1	4/18/2024	4/18/2024	Yes	G			No		0.015	0.075	0.196	0.075	0.072	0.025	0.060	0.141		No
RI Heat Treating & Black Oxide Company	#1	10/7/2024	10/21/2024	No	G		600	No		0.010	0.096	0.112	0.020	0.074	0.010	0.063	0.011		No
RI Heat Treating & Black Oxide Company	#1	10/9/2024	10/10/2024	Yes	G			No		0.015	0.075	0.079	0.075	0.050	0.025	0.060	0.019		No
Rhode Island Resource Recovery Corp.	#1	1/4/2024	2/12/2024	No	C	501410		No	0.20	0.005	0.176	0.020	0.008	0.063	0.005	0.052	0.080		No
Rhode Island Resource Recovery Corp.	#1	2/15/2024	3/12/2024	No	C	515820		No	0.28	0.025	0.191	0.100	0.025	0.072	0.025	0.100	0.100		No
Rhode Island Resource Recovery Corp.	#1	3/6/2024	4/18/2024	No	C	536550		No	0.23	0.005	0.161	0.020	0.005	0.049	0.005	0.050	0.010		No

Compliance Monitoring Results for Significant Industrial Users
Field's Point - 2024

Company Name	Sample Location	Sample Date	Received Date	NBC Sample	Type	Flow	Volume	CDF	As	Cd	Cr	Cu	Pb	Ni	Ag	Zn	CN	CN-EPA	Violation
Rhode Island Resource Recovery Corp.	#1	4/3/2024	5/20/2024	No	C	550250		No	0.23	0.025	0.195	0.100	0.025	0.073	0.025	0.100	0.010		No
Rhode Island Resource Recovery Corp.	#1	5/2/2024	6/13/2024	No	C	367710		No	0.25	0.005	0.155	0.020	0.007	0.060	0.005	0.048	0.030		No
Rhode Island Resource Recovery Corp.	#1	5/14/2024	5/15/2024	Yes	C	509084		No	0.28	0.015	0.161	0.020	0.075	0.079	0.025	0.060	0.035		No
Rhode Island Resource Recovery Corp.	#1	6/4/2024	7/8/2024	No	C	443630		No	0.15	0.005	0.088	0.020	0.008	0.043	0.005	0.020	0.010		No
Rhode Island Resource Recovery Corp.	#1	7/9/2024	8/15/2024	No	C	302460		No			0.250	1.000	0.250	0.250	0.250	1.000	0.010		No
Rhode Island Resource Recovery Corp.	#1	8/1/2024	9/10/2024	No	C	200000		No	0.20	0.005	0.133	0.070	0.005	0.062	0.005	0.084	0.010		No
Rhode Island Resource Recovery Corp.	#1	8/20/2024	8/21/2024	Yes	C	390968		No	0.18	0.015	0.118	0.020	0.075	0.068	0.025	0.060	0.019		No
Rhode Island Resource Recovery Corp.	#1	8/27/2024	9/4/2024	No	C	238260		No	0.11	0.005									No
Rhode Island Resource Recovery Corp.	#1	9/4/2024	10/8/2024	No	C	286960		No	0.16	0.005	0.102	0.090	0.005	0.063	0.005	0.020	0.040		No
Rhode Island Resource Recovery Corp.	#1	10/3/2024	11/8/2024	No	C	274151		No	0.18	0.005	0.115	0.070	0.005	0.059	0.005	0.020	0.010		No
Rhode Island Resource Recovery Corp.	#1	11/12/2024	12/12/2024	No	C	176620		No	0.23	0.005	0.167	0.060	0.005	0.067	0.005	0.020	0.010		No
Rhode Island Resource Recovery Corp.	#1	12/5/2024	1/10/2025	No	C	132410		No	0.21	0.005	0.214	0.090	0.011	0.075	0.005	0.020	0.040		No
Surface Coatings, LLC	#1	2/15/2024	3/4/2024	No	C	3740		No			0.032	0.065		0.340		1.120	0.005		No
Surface Coatings, LLC	#1	3/19/2024	3/20/2024	Yes	C	2545		No		0.015	0.075	0.020	0.075	0.133	0.025	0.156	0.004		No
Surface Coatings, LLC	#1	4/29/2024	5/15/2024	No	C	3743		No		0.010	0.020	0.036	0.020	0.268	0.010	0.457	0.005		No
Surface Coatings, LLC	#1	6/18/2024	8/2/2024	No	C	4114		No			0.006	0.038		0.350		0.120	0.010		No
Surface Coatings, LLC	#1	8/21/2024	9/18/2024	No	C	4114		No			0.017	0.049		0.078		0.150	0.010		No
Surface Coatings, LLC	#1	9/12/2024	9/13/2024	Yes	C			No		0.015	0.261	0.073	0.075	0.630	0.025	0.145	0.004		No
Surface Coatings, LLC	#1	11/4/2024	11/18/2024	No	C	4114		No		0.001	0.016	0.032	0.007	0.072	0.005	0.066	0.010		No
Surface Coatings, LLC	#1	12/18/2024	2/3/2025	No	C	56		No		0.017	0.045			0.260		0.180	0.010		No
Surface Coatings, LLC	#2	4/29/2024	5/15/2024	No	G	3743	50	Yes			0.020	0.075		0.050		0.070			No
Surface Coatings, LLC	#2	11/4/2024	11/18/2024	No	G	4114	50	Yes			0.006	0.084	0.005	0.032		0.020			No
Technodic, Inc.	#1	1/22/2024	1/23/2024	Yes	C	3069		No		0.015	0.500	0.204	0.075	0.050	0.025	0.136	0.012		No
Technodic, Inc.	#1	2/7/2024	3/13/2024	No	C	972		No			0.048	0.030		0.025		0.027			No
Technodic, Inc.	#1	4/3/2024	5/20/2024	No	C	659		No		0.020	0.259	0.075	0.020	0.050	0.010	0.050	0.009		No
Technodic, Inc.	#1	6/5/2024	7/17/2024	No	C	972		No			0.146	0.050		0.025		0.040			No
Technodic, Inc.	#1	6/24/2024	6/25/2024	Yes	C	4638		No		0.015	0.365	0.086	0.075	0.050	0.025	0.060	0.004		No
Technodic, Inc.	#1	8/7/2024	9/16/2024	No	C	950		No			0.215	0.057		0.050		0.051			No
Technodic, Inc.	#1	10/1/2024	11/12/2024	No	C	980		No		0.010	0.302	0.052	0.020	0.050	0.010	0.050	0.005		No
Technodic, Inc.	#1	12/4/2024	1/14/2025	No	C	995		No			0.301	0.052		0.050		0.050			No
Technodic, Inc.	#2	2/7/2024	3/13/2024	No	G	972	375	Yes			0.012	0.011		0.025		0.221			No
Technodic, Inc.	#3	4/3/2024	5/20/2024	No	G	659	20	Yes			0.020	0.020		0.050		0.050			No
Technodic, Inc.	#4	6/5/2024	7/17/2024	No	G	972	175	Yes			4.070	0.168		0.250		0.315			No
Technodic, Inc.	#5	8/7/2024	9/16/2024	No	G	950	40	Yes			0.896	0.020		0.050		0.050			No
Technodic, Inc.	#6	10/1/2024	11/12/2024	No	G	980	400	Yes			0.020	0.020		0.050		0.050			No
Textron, Inc.	#1	1/8/2024	2/23/2024	No	C	13143		No			0.011	0.002		0.009		0.003			No
Textron, Inc.	#1	2/26/2024	3/20/2024	No	C	2159		No			0.013	0.002		0.013		0.009			No
Textron, Inc.	#1	3/14/2024	4/23/2024	No	C	10280		No			0.013	0.003		0.006		0.005			No
Textron, Inc.	#1	4/10/2024	4/23/2024	No	C	5869		No			0.021								No
Textron, Inc.	#1	5/8/2024	5/20/2024	No	G	5342		No			0.021	0.003		0.005	0.001	0.008			No
Textron, Inc.	#1	5/20/2024	5/21/2024	Yes	C	5120		No		0.015	0.075	0.020	0.075	0.050	0.025	0.060			No
Textron, Inc.	#1	5/20/2024	6/14/2024	No	C		5459	No			0.018	0.002		0.006	0.001	0.002			No
Textron, Inc.	#1	6/17/2024	7/22/2024	No	C	11520		No		0.010	0.100	0.025	0.005	0.025	0.010	0.050			No
Textron, Inc.	#1	7/15/2024	8/20/2024	No	C	18270		No		0.001	0.021	0.003	0.001	0.004	0.001	0.005			No
Textron, Inc.	#1	8/12/2024	9/18/2024	No	C	14194		No			0.009	0.002		0.005		0.003			No
Textron, Inc.	#1	9/4/2024	9/5/2024	Yes	C			No		0.015	0.075	0.020	0.075	0.050	0.025	0.060			No
Textron, Inc.	#1	9/4/2024	10/28/2024	No	C	13965		No			0.009	0.002		0.008		0.005			No

Compliance Monitoring Results for Significant Industrial Users
Field's Point - 2024

Company Name	Sample Location	Sample Date	Received Date	NBC Sample	Type	Flow	Volume	CDF	As	Cd	Cr	Cu	Pb	Ni	Ag	Zn	CN	CN-EPA	Violation
Textron, Inc.	#1	10/14/2024	11/22/2024	No	C	12817		No			0.008	0.002		0.005		0.002			No
Textron, Inc.	#1	11/19/2024	1/7/2025	No	C	13622		No			0.004	0.001		0.003		0.002			No
Textron, Inc.	#1	12/4/2024	1/20/2025	No	C	11679		No			0.005	0.001		0.005		0.002			No
Tri-Jay Co.	#1	1/22/2024	2/14/2024	No	C	7800	322	No				1.190		0.251	0.547	0.229	0.107		Yes
Tri-Jay Co.	#1	2/15/2024	2/16/2024	Yes	C	7410		No		0.015	0.075	0.282	0.075	0.138	0.025	0.101	0.086		No
Tri-Jay Co.	#1	2/15/2024	3/6/2024	No	C	7425	33	No				0.285		0.132	0.024	0.105	0.116		No
Tri-Jay Co.	#1	3/5/2024	3/19/2024	No	C	7650		No				0.305		0.082	0.025	0.079	0.016		No
Tri-Jay Co.	#1	3/6/2024	3/19/2024	No	C	6525		No							0.046				No
Tri-Jay Co.	#1	3/7/2024	3/19/2024	No	C	9525		No							0.038				No
Tri-Jay Co.	#1	3/11/2024	3/19/2024	No	C	2050		No							0.112				No
Tri-Jay Co.	#1	4/17/2024	5/2/2024	No	C	8175		No		0.005	0.010	0.153	0.010	0.116	0.024	0.028	0.005		No
Tri-Jay Co.	#1	5/20/2024	6/12/2024	No	C	9825		No				0.573		0.322	0.446	0.092	0.005		Yes
Tri-Jay Co.	#1	6/10/2024	6/26/2024	No	C	8100		No				0.247		0.133	0.031	0.085	0.005		No
Tri-Jay Co.	#1	6/11/2024	6/26/2024	No	C	7275		No							0.026				No
Tri-Jay Co.	#1	6/12/2024	6/26/2024	No	C	5100		No							0.018				No
Tri-Jay Co.	#1	6/13/2024	6/26/2024	No	C	11770		No							0.030				No
Tri-Jay Co.	#1	7/18/2024	7/18/2024	Yes	C	2470		No		0.015	0.075	1.605	0.075	0.279	0.318	0.449	0.573		Yes
Tri-Jay Co.	#1	7/24/2024	8/20/2024	No	C	9825		No				0.212		0.089	0.027	0.108	0.005		No
Tri-Jay Co.	#1	8/20/2024	9/29/2024	No	C	6375		No				0.580		0.151	0.079	0.092	0.005		No
Tri-Jay Co.	#1	8/21/2024	8/29/2024	No	C	5475		No				0.469							No
Tri-Jay Co.	#1	8/22/2024	8/29/2024	No	C	3750		No				0.370							No
Tri-Jay Co.	#1	9/10/2024	9/25/2024	No	C	6732		No				2.330	0.037	0.798	0.031	0.273	0.005		Yes
Tri-Jay Co.	#1	10/21/2024	11/4/2024	No	C	7331		No		0.010	0.020	0.344	0.020	0.302	0.050	0.056	0.005		No
Tri-Jay Co.	#1	10/22/2024	11/4/2024	No	C	7257		No				0.347							No
Tri-Jay Co.	#1	10/23/2024	11/4/2024	No	C	4189		No				0.293							No
Tri-Jay Co.	#1	10/24/2024	11/4/2024	No	C	4125		No				0.304							No
Tri-Jay Co.	#1	10/30/2024	10/31/2024	Yes	C	7410		No		0.015	0.075	0.486	0.075	0.186	0.025	0.084	0.060		No
Tri-Jay Co.	#1	11/18/2024	12/5/2024	No	C	5625		No				0.255		0.228	0.024	0.064	0.005		No
Tri-Jay Co.	#1	12/11/2024	1/8/2025	No	C	8004		No				0.307		0.236	0.019	0.060	0.005		No
Tri-Jay Co.	#10	9/10/2024	9/25/2024	No	G	6732	21	Yes				8.980	0.360	1.150	0.695	0.678			No
Tri-Jay Co.	#11	10/21/2024	11/4/2024	No	G	7331	21	Yes				0.918	0.027	0.155		0.078			No
Tri-Jay Co.	#12	11/18/2024	12/5/2024	No	G	5625	19	Yes				8.080	0.200	1.390		0.500			No
Tri-Jay Co.	#13	12/11/2024	1/8/2025	No	G	8003	43	Yes								1.750			No
Tri-Jay Co.	#2	1/22/2024	2/14/2024	No	G	7800	300	No										0.572	No
Tri-Jay Co.	#2	3/5/2024	3/19/2024	No	G	7650	300	No										0.005	No
Tri-Jay Co.	#2	5/20/2024	6/12/2024	No	G	9825	300	No										0.005	No
Tri-Jay Co.	#2	8/20/2024	8/29/2024	No	G	6375	300	No										0.005	No
Tri-Jay Co.	#2	9/10/2024	9/25/2024	No	G	6732	300	No										0.005	No
Tri-Jay Co.	#2	12/11/2024	1/8/2025	No	G	8004	300	No										0.005	No
Tri-Jay Co.	#3	1/22/2024	2/14/2024	No	G	7800	22	Yes				43.00	0.497	14.70		7.110			No
Tri-Jay Co.	#4	2/15/2024	3/6/2024	No	G	7425	33	Yes				71.30	1.160	21.10		12.30			No
Tri-Jay Co.	#5	3/5/2024	3/19/2024	No	G	7650	14	Yes				26.40	0.187	9.180		3.200			No
Tri-Jay Co.	#6	4/17/2024	5/2/2024	No	G	8175	33	Yes				78.60	1.210	14.10		18.40			No
Tri-Jay Co.	#7	5/20/2024	6/12/2024	No	G	9825	18	Yes				155.0	3.290	23.10		28.80			No
Tri-Jay Co.	#8	7/24/2024	8/20/2024	No	G	9825	70	Yes				278.0	0.788	4.720		38.80			Yes
Tri-Jay Co.	#8	9/10/2024	9/25/2024	No	G	6732	70	Yes				29.00	0.229	4.530	0.303	5.660			No
Tri-Jay Co.	#8	9/11/2024	9/25/2024	No	G	5236	70	Yes				40.10		6.360	0.254	8.130			No

Compliance Monitoring Results for Significant Industrial Users
Field's Point - 2024

Company Name	Sample Location	Sample Date	Received Date	NBC Sample	Type	Flow	Volume	CDF	As	Cd	Cr	Cu	Pb	Ni	Ag	Zn	CN	CN-EPA	Violation
Tri-Jay Co.	#8	9/12/2024	9/25/2024	No	G	3516	70	Yes				22.40	0.173	3.450	0.266	4.350			No
Tri-Jay Co.	#8	9/16/2024	9/25/2024	No	G	7725	70	Yes				18.80	0.146	2.830	0.091	3.610			No
Tri-Jay Co.	#9	8/20/2024	8/29/2024	No	G	6375	21	Yes				2.050							No
Tri-Jay Co.	#9	9/10/2024	9/25/2024	No	G	6732	21	Yes				6.930	0.200	1.180	0.242	0.500			No
Ugarit, Inc.	#1	1/24/2024	2/23/2024	No	C	1072		No											No
Ugarit, Inc.	#1	4/17/2024	5/6/2024	No	C	8377		No											No
Ugarit, Inc.	#1	7/9/2024	7/9/2024	Yes	C	4940		No											No
Ugarit, Inc.	#1	7/19/2024	8/28/2024	No	C	10024		No											No
Ugarit, Inc.	#1	10/18/2024	11/25/2024	No	C	4937		No											No
Ugarit, Inc.	#1	11/6/2024	11/7/2024	Yes	C	1722		No											No
Unique Plating Company	#1	1/16/2024	1/17/2024	Yes	C	347		No		0.015	0.075	0.344	0.075	0.382	0.025	0.060	0.012		No
Unique Plating Company	#1	2/26/2024	3/25/2024	No	C	2100		No				0.034		0.054			0.005		No
Unique Plating Company	#1	4/11/2024	5/28/2024	No	C	1425		No		0.005	0.010	0.291	0.010	0.304	0.005	0.070	0.046		No
Unique Plating Company	#1	6/12/2024	7/22/2024	No	C	2775		No				0.310		0.361			0.005		No
Unique Plating Company	#1	6/17/2024	6/18/2024	Yes	C	1272		No		0.015	0.075	1.274	0.075	1.741	0.036	0.099	0.061		Yes
Unique Plating Company	#1	7/25/2024	8/26/2024	No	C	825		No				0.284		0.436					No
Unique Plating Company	#1	8/1/2024	8/26/2024	No	C	1875		No				0.272		0.358					No
Unique Plating Company	#1	8/8/2024	8/26/2024	No	C	1650		No				0.471		0.470			0.005		No
Unique Plating Company	#1	8/14/2024	8/26/2024	No	C	1650		No				0.300		0.294					No
Unique Plating Company	#1	10/10/2024	11/29/2024	No	C	2175		No		0.010	0.020	0.264	0.020	0.266	0.015	0.071	0.056		No
Unique Plating Company	#1	12/3/2024	12/4/2024	Yes	C	749		No		0.015	0.075	1.671	0.075	0.765	0.025	0.143	0.190		Yes
Unique Plating Company	#1	12/20/2024	1/27/2025	No	C	1875		No				0.930		0.848			0.193		No
Unique Plating Company	#2	4/11/2024	5/28/2024	No	C	1425		No										0.334	No
Unique Plating Company	#2	10/10/2024	11/29/2024	No	C	2175		No										0.006	No
Univar Solutions USA LLC	#1	1/5/2024	1/19/2024	No	G		7800	No											No
Univar Solutions USA LLC	#1	3/20/2024	3/20/2024	Yes	C		7800	No		0.015	0.075	0.020	0.075	0.050	0.025	0.060	0.004		No
Univar Solutions USA LLC	#1	4/16/2024	5/2/2024	No	G		7800	No				0.018	0.008	0.047		0.073			No
Univar Solutions USA LLC	#1	7/19/2024	7/29/2024	No	G		7800	No											No
Univar Solutions USA LLC	#1	10/2/2024	10/3/2024	Yes	C			No		0.015	0.134	0.084	0.075	0.410	0.025	0.330	0.004		No
Univar Solutions USA LLC	#1	10/7/2024	10/23/2024	No	G		7800	No				0.026	0.020	0.160		0.110			No
Universal Plating Company, Inc.	#1	1/29/2024	1/30/2024	Yes	C	1647		No		0.015	0.075	0.020	0.075	0.050	0.025	0.060	0.004		No
Universal Plating Company, Inc.	#1	2/22/2024	4/26/2024	No	C	1271		No				0.016	0.010	0.025	0.005	0.025	0.012		No
Universal Plating Company, Inc.	#1	3/18/2024	3/19/2024	Yes	C	1647		No		0.015	0.075	0.020	0.075	0.050	0.025	0.060	0.004		No
Universal Plating Company, Inc.	#1	4/25/2024	6/28/2024	No	C	1122		No		0.010	0.020	0.169	0.020	0.050	0.010	0.050	0.016		No
Universal Plating Company, Inc.	#1	6/19/2024	8/26/2024	No	C	1122		No				0.030	0.010	0.025	0.005	0.025	0.005		No
Universal Plating Company, Inc.	#1	8/29/2024	10/29/2024	No	C	1272		No				0.010	0.010	0.025	0.005	0.025	0.005		No
Universal Plating Company, Inc.	#1	9/17/2024	9/18/2024	Yes	C			No		0.015	0.075	0.020	0.075	0.050	0.025	0.060	0.004		No
Universal Plating Company, Inc.	#1	10/29/2024	12/27/2024	No	C	1346		No		0.010	0.020	0.020	0.020	0.050	0.010	0.050	0.005		No
Universal Plating Company, Inc.	#1	12/20/2024	1/29/2025	No	C	1272		No				0.020	0.020	0.050	0.010	0.050	0.005		No

COMPLIANCE MONITORING LEGEND

Parameter Legend

Cd = Cadmium

Cr = Chromium

Cu = Copper

Pb = Lead

Ni = Nickel

Ag = Silver

Zn = Zinc

CN = Cyanide

Hg = Mercury

Mo = Molybdenum

As = Arsenic

Sn = Tin

Se = Selenium

O & G = Oil and Grease

BOD = Biochemical Oxygen Demand

TSS = Total Suspended Solids

TTO = Total Toxic Organics

TRC = Total Residual Chlorine

TKN = Total Kjeldahl Nitrogen

Sample Legend

C = Composite Sample

G = Grab Sample

CDF = Concentrated Discharge Formula

Compliance Monitoring Results for Significant Industrial Users
Field's Point - 2024

Company Name	Sample Location	Sample Date	Received Date	NBC Sample	Type	Flow	Volume	CDF	BOD	TSS	TTO	Total O&G	Total Nitrogen	Ammonia	TRC	Violation
271 Tockwotten Partners LLC	#1	2/12/2024	2/29/2024	No	C	58		No	98.00	10.00						No
271 Tockwotten Partners LLC	#1	4/2/2024	4/3/2024	Yes	C	2919		No	10.09	2.64						No
271 Tockwotten Partners LLC	#1	4/22/2024	5/31/2024	No	C	33		No	12.00	6.00						No
271 Tockwotten Partners LLC	#1	7/31/2024	8/30/2024	No	C	64		No	250.00	44.00						No
271 Tockwotten Partners LLC	#1	10/31/2024	12/3/2024	No	C			No	25.00	2.80						No
271 Tockwotten Partners LLC	#1	10/31/2024	11/1/2024	Yes	C	599		No	30.97	2.00						No
Bentley Companies	#1	4/17/2024	4/18/2024	Yes	C			No		10.58		8.00				No
Bentley Companies	#1	4/22/2024	6/21/2024	Yes	C	4659		No		8.20		4.00				No
Bentley Companies	#1	5/17/2024	6/28/2024	No	C	3436		No		12.80						No
Bentley Companies	#2	4/15/2024	5/13/2024	No	C			No		16.20		1.40				No
Bentley Companies	#2	4/16/2024	5/13/2024	No	C			No		18.29		1.40				No
Bentley Companies	#2	4/17/2024	5/13/2024	No	C			No		17.00		1.40				No
Bentley Companies	#2	4/18/2024	5/13/2024	No	C			No		18.00		1.50				No
International Insignia Corporation	#2	2/6/2024	2/20/2024	No	G	3018	75	Yes				178.00				No
International Insignia Corporation	#2	6/11/2024	6/26/2024	No	G	2590	150	Yes				152.00				No
International Insignia Corporation	#2	10/1/2024	10/16/2024	No	G	4969	150	Yes				176.00				No
LMG Rhode Island Holdings, Inc.	#1	1/18/2024	2/2/2024	No	C			No				5.00				No
LMG Rhode Island Holdings, Inc.	#1	3/13/2024	3/27/2024	No	C			No				9.90				No
LMG Rhode Island Holdings, Inc.	#1	4/8/2024	4/9/2024	Yes	C	5913		No				158.80				Yes
LMG Rhode Island Holdings, Inc.	#1	4/12/2024	5/15/2024	No	G			No				5.00				No
LMG Rhode Island Holdings, Inc.	#1	4/19/2024	5/15/2024	No	G			No				5.00				No
LMG Rhode Island Holdings, Inc.	#1	4/30/2024	5/15/2024	No	G			No				5.00				No
LMG Rhode Island Holdings, Inc.	#1	5/7/2024	5/15/2024	No	G			No				5.00				No
LMG Rhode Island Holdings, Inc.	#1	5/22/2024	5/23/2024	Yes	C	8079		No				439.00				Yes
LMG Rhode Island Holdings, Inc.	#1	5/30/2024	6/13/2024	No	C			No				5.50				No
LMG Rhode Island Holdings, Inc.	#1	6/20/2024	7/5/2024	No	G			No				5.28				No
LMG Rhode Island Holdings, Inc.	#1	7/2/2024	7/3/2024	Yes	C	8009		No				4.00				No
LMG Rhode Island Holdings, Inc.	#1	7/26/2024	8/5/2024	No	G			No				5.00				No
LMG Rhode Island Holdings, Inc.	#1	7/31/2024	8/9/2024	No	C			No				5.00				No
LMG Rhode Island Holdings, Inc.	#1	9/18/2024	9/27/2024	No	C			No				4.00				No
LMG Rhode Island Holdings, Inc.	#1	11/13/2024	11/29/2024	No	C			No				5.00				No
Mahr, Inc.	#2	4/19/2024	5/3/2024	No	G			No				66.00				No
Mahr, Inc.	#2	10/15/2024	10/30/2024	No	G			No				30.00				No
Providence Specialty Products, LLC	#1	1/11/2024	1/19/2024	No	C	9200		No	3.00	80.00		27.10				No
Providence Specialty Products, LLC	#1	4/4/2024	4/15/2024	No	G	9275		No	660.00	6.00		4.70				No
Providence Specialty Products, LLC	#1	4/9/2024	4/10/2024	Yes	G			No	30.50	9.79		18.10				No
Providence Specialty Products, LLC	#1	7/18/2024	8/9/2024	No	G	6433		No	236.00	38.00		37.00	10.70	0.93		No
Providence Specialty Products, LLC	#1	9/5/2024	9/6/2024	Yes	G			No	8.16	2.80		4.00				No
Providence Specialty Products, LLC	#1	10/17/2024	10/29/2024	No	C	8452		No	2010.00	5.00		5.00	0.77	0.25		No
Providence Specialty Products, LLC	#1	11/6/2024	11/7/2024	Yes	G			No	2.00	2.00		4.00				No
Providence Specialty Products, LLC	#2	1/11/2024	1/19/2024	No	C	9200		No	21400.00	5660.00		127.00				Yes
Providence Specialty Products, LLC	#2	1/25/2024	2/2/2024	No	C	6358		No	20600.00	1360.00		15.90				Yes

Compliance Monitoring Results for Significant Industrial Users
Field's Point - 2024

Company Name	Sample Location	Sample Date	Received Date	NBC Sample	Type	Flow	Volume	CDF	BOD	TSS	TTO	Total O&G	Total Nitrogen	Ammonia	TRC	Violation
Providence Specialty Products, LLC	#2	2/22/2024	3/5/2024	No	C	7106		No				5.60				No
Providence Specialty Products, LLC	#2	4/4/2024	4/15/2024	No	C	9275		No	906.00	3220.00		24.50				No
Providence Specialty Products, LLC	#2	4/9/2024	4/10/2024	Yes	C	8159		No	18150.91	84.00		113.20				Yes
Providence Specialty Products, LLC	#2	5/9/2024	5/20/2024	No	C	10846		No	9480.00	2010.00		18.60				Yes
Providence Specialty Products, LLC	#2	5/30/2024	6/10/2024	No	C	10098		No	17000.00	680.00		5.00				Yes
Providence Specialty Products, LLC	#2	6/20/2024	6/28/2024	No	C	8617		No	16100.00	1480.00		10.00				Yes
Providence Specialty Products, LLC	#2	7/18/2024	8/9/2024	No	C	6433		No	27300.00	1440.00		183.00	79.90	13.50		Yes
Providence Specialty Products, LLC	#2	9/5/2024	9/6/2024	Yes	C	7560		No	19033.48	1700.00		126.30				Yes
Providence Specialty Products, LLC	#2	9/12/2024	9/23/2024	No	C	7458		No	21700.00	1810.00		43.10				Yes
Providence Specialty Products, LLC	#2	10/17/2024	10/29/2024	No	C	8452		No	17600.00	1410.00		11.40	54.10	19.60		Yes
Providence Specialty Products, LLC	#2	11/6/2024	11/7/2024	Yes	C	7335		No	19430.71	1940.00		24.07				Yes
Rhode Island Bioenergy, LLC	#1	1/17/2024	2/7/2024	No	C	46381		No	72.00	65.00		0.75	1000.00	86.10		No
Rhode Island Bioenergy, LLC	#1	1/25/2024	2/20/2024	No	C	65252		No					993.00			No
Rhode Island Bioenergy, LLC	#1	2/1/2024	2/20/2024	No	C	65252		No	23.00	79.00		2.75	1080.00	19.90		No
Rhode Island Bioenergy, LLC	#1	2/5/2024	2/28/2024	No	C	24889		No					1180.00			No
Rhode Island Bioenergy, LLC	#1	3/15/2024	4/26/2024	No	C	6777		No	63.00	100.00		2.25	581.00	14.00		No
Rhode Island Bioenergy, LLC	#1	4/17/2024	5/15/2024	No	C	53405		No	34.00	26.00		7.00	283.00	15.90		No
Rhode Island Bioenergy, LLC	#1	5/31/2024	7/30/2024	No	C	17388		No	208.00	156.00		17.50	67.30	0.90		No
Rhode Island Bioenergy, LLC	#1	6/11/2024	6/12/2024	Yes	C	16632		No	75.98	124.00		4.00	58.50	0.22		No
Rhode Island Bioenergy, LLC	#1	6/11/2024	8/8/2024	No	C	60913		No	116.00	102.00			87.80	11.10		No
Rhode Island Bioenergy, LLC	#1	7/10/2024	9/5/2024	No	C	48560		No	278.00	144.00		4.50	31.40	0.40		No
Rhode Island Bioenergy, LLC	#1	8/31/2024	10/4/2024	No	C	103810		No	89.00	89.00		4.00	53.00	0.80		No
Rhode Island Bioenergy, LLC	#1	9/3/2024	10/28/2024	No	C	28639		No	79.00	141.00		4.00	50.00	0.90		No
Rhode Island Bioenergy, LLC	#1	10/16/2024	10/17/2024	Yes	C	20979		No	17.85	140.00		4.00	108.00	1.09		No
Rhode Island Bioenergy, LLC	#1	10/16/2024	11/20/2024	No	C	61019		No	62.00	162.00		2.50	61.50	2.50		No
Rhode Island Bioenergy, LLC	#1	11/12/2024	12/27/2024	No	C	76571		No	257.00	92.00		4.00	534.00	33.90		No
Rhode Island Bioenergy, LLC	#1	12/17/2024	1/7/2025	No	C	46430		No	194.00	336.00		15.00	892.00	151.00		Yes
Rhode Island Resource Recovery Corp.	#1	1/4/2024	2/12/2024	No	C	501410		No	58.00	11.00	0.03	3.00	553.00	214.00		No
Rhode Island Resource Recovery Corp.	#1	2/15/2024	3/12/2024	No	C	515820		No	71.00	40.00	0.02	5.00	505.00	235.00		No
Rhode Island Resource Recovery Corp.	#1	3/6/2024	4/18/2024	No	C	536550		No	35.00	15.00	0.03	4.00	607.00	477.00		No
Rhode Island Resource Recovery Corp.	#1	4/3/2024	5/20/2024	No	C	550250		No	67.00	13.00	0.03	11.00	812.00	155.00		No
Rhode Island Resource Recovery Corp.	#1	5/2/2024	6/13/2024	No	C	367710		No	38.00	58.00	0.03	5.00	34.30	0.80		No
Rhode Island Resource Recovery Corp.	#1	5/14/2024	5/15/2024	Yes	C	509084		No	51.52	94.00	0.02	4.00	34.80	0.29		No
Rhode Island Resource Recovery Corp.	#1	6/4/2024	7/8/2024	No	C	443630		No	28.00	72.00	0.03	4.00	13.00	0.50		No
Rhode Island Resource Recovery Corp.	#1	7/9/2024	8/15/2024	No	C	302460		No	30.00	92.00	0.03	3.25	42.30	1.70		No
Rhode Island Resource Recovery Corp.	#1	8/1/2024	9/10/2024	No	C	200000		No	22.00	80.00	0.03	3.00	42.30	1.00		No
Rhode Island Resource Recovery Corp.	#1	8/20/2024	8/21/2024	Yes	C	390968		No	26.87	35.29	0.02	4.00	21.30	0.35		No
Rhode Island Resource Recovery Corp.	#1	9/4/2024	10/8/2024	No	C	286960		No	21.00	34.00	0.03	5.00	10.90	1.20		No
Rhode Island Resource Recovery Corp.	#1	10/3/2024	11/8/2024	No	C	274151		No	24.00	47.00	0.03	2.00	13.00	1.00		No
Rhode Island Resource Recovery Corp.	#1	11/12/2024	12/12/2024	No	C	176620		No	123.00	44.00	0.03	8.00	84.20	59.00		No
Rhode Island Resource Recovery Corp.	#1	12/5/2024	1/10/2025	No	C	132410		No	264.00	46.00	0.01	23.00	434.00	205.00		No
Textron, Inc.	#1	1/8/2024	2/23/2024	No	C	13143		No			0.01					No

Compliance Monitoring Results for Significant Industrial Users
Field's Point - 2024

Company Name	Sample Location	Sample Date	Received Date	NBC Sample	Type	Flow	Volume	CDF	BOD	TSS	TTO	Total O&G	Total Nitrogen	Ammonia	TRC	Violation
Textron, Inc.	#1	2/26/2024	3/20/2024	No	C	2159		No			0.01					No
Textron, Inc.	#1	3/14/2024	4/23/2024	No	C	10280		No			0.01					No
Textron, Inc.	#1	5/8/2024	5/20/2024	No	G	5342		No			0.01					No
Textron, Inc.	#1	5/20/2024	5/21/2024	Yes	C	5120		No			0.00					No
Textron, Inc.	#1	5/20/2024	6/14/2024	No	C		5459	No			0.01					No
Textron, Inc.	#1	6/17/2024	7/22/2024	No	C	11520		No			0.01					No
Textron, Inc.	#1	7/15/2024	8/20/2024	No	C	18270		No			0.01					No
Textron, Inc.	#1	8/12/2024	9/18/2024	No	C	14194		No			0.01					No
Textron, Inc.	#1	9/4/2024	9/5/2024	Yes	C			No			0.03					No
Textron, Inc.	#1	9/4/2024	10/28/2024	No	C	13965		No			0.01					No
Textron, Inc.	#1	10/14/2024	11/22/2024	No	C	12817		No			0.01					No
Textron, Inc.	#1	11/19/2024	1/7/2025	No	C	13622		No			0.01					No
Textron, Inc.	#1	12/4/2024	1/20/2025	No	C	11679		No			0.01					No
Ugarit, Inc.	#1	1/24/2024	2/23/2024	No	C	1072		No	3560.00	1480.00			245.00	33.00		No
Ugarit, Inc.	#1	4/17/2024	5/6/2024	No	C	8377		No	1630.00	944.00			78.40	18.50		No
Ugarit, Inc.	#1	7/9/2024	7/9/2024	Yes	C	4940		No	1359.91	2180.00			98.20	0.74		No
Ugarit, Inc.	#1	7/19/2024	8/28/2024	No	C	10024		No	1120.00	928.00			71.00	12.40		No
Ugarit, Inc.	#1	10/18/2024	11/25/2024	No	C	4937		No	968.00	694.00			77.90	10.20		No
Ugarit, Inc.	#1	11/6/2024	11/7/2024	Yes	C	1722		No	827.56	612.00			107.00	2.06		No
Univar Solutions USA LLC	#1	1/5/2024	1/19/2024	No	G		7800	No			0.02				0.1	No
Univar Solutions USA LLC	#1	4/16/2024	5/2/2024	No	G		7800	No			0.31				0.1	No
Univar Solutions USA LLC	#1	7/19/2024	7/29/2024	No	G		7800	No			0.00				0.1	No
Univar Solutions USA LLC	#1	10/7/2024	10/23/2024	No	G		7800	No			0.02				0.1	No

***COMPLIANCE MONITORING
RESULTS FOR SIGNIFICANT
INDUSTRIAL USERS***

BUCKLIN POINT

COMPLIANCE MONITORING LEGEND

Parameter Legend

Cd = Cadmium

Cr = Chromium

Cu = Copper

Pb = Lead

Ni = Nickel

Ag = Silver

Zn = Zinc

CN = Cyanide

Hg = Mercury

Mo = Molybdenum

As = Arsenic

Sn = Tin

Se = Selenium

O & G = Oil and Grease

BOD = Biochemical Oxygen Demand

TSS = Total Suspended Solids

TTO = Total Toxic Organics

TRC = Total Residual Chlorine

TKN = Total Kjeldahl Nitrogen

Sample Legend

C = Composite Sample

G = Grab Sample

CDF = Concentrated Discharge Formula

Compliance Monitoring Results for Significant Industrial Users
Bucklin Point - 2024

Company Name	Sample Location	Sample Date	Received Date	NBC Sample	Type	Flow	Volume	CDF	As	Cd	Cr	Cu	Pb	Ni	Ag	Zn	Cn	CN-EPA	Violation
Accent Plating Company	#1	2/8/2024	2/9/2024	Yes	C	800		No		0.015	0.075	0.188	0.075	0.167	0.025	0.060	0.005		No
Accent Plating Company	#1	2/27/2024	3/18/2024	No	C	1500		No		0.005		0.165		0.372		0.134	0.005		No
Accent Plating Company	#1	4/24/2024	6/3/2024	No	C	1100		No		0.005	0.010	0.064	0.010	0.182	0.005	0.097	0.005		No
Accent Plating Company	#1	6/20/2024	7/11/2024	No	C	1000		No		0.005		0.092		0.140		0.083	0.005		No
Accent Plating Company	#1	8/8/2024	8/9/2024	Yes	C	1100		No		0.015	0.075	0.104	0.075	0.050	0.025	0.060	0.004		No
Accent Plating Company	#1	8/21/2024	9/16/2024	No	C	1100		No		0.010		0.031		0.089		0.088	0.005		No
Accent Plating Company	#1	10/9/2024	10/28/2024	No	C	1100		No		0.010	0.020	0.049	0.020	0.084	0.010	0.067	0.005		No
Accent Plating Company	#1	12/20/2024	2/3/2025	No	C	1400		No		0.010		0.493		0.098		0.108	0.005		No
Barletta Heavy Division	#1	1/11/2024	1/12/2024	Yes	C	14139		No	0.014	0.015	0.075	0.054	0.075	0.050	0.025	0.147			No
Barletta Heavy Division	#1	1/23/2024	2/8/2024	No	C	314258		No	0.007		0.001	0.001	0.001	0.001		0.009	0.010		No
Barletta Heavy Division	#1	2/15/2024	3/18/2024	No	C	31815		No	0.006		0.001	0.001	0.001	0.001		0.046	0.010		No
Barletta Heavy Division	#1	2/28/2024	4/11/2024	No	C	186		No	0.002	0.001	0.002	0.017	0.004	0.002	0.001	0.052	0.010		No
Barletta Heavy Division	#1	3/6/2024	4/11/2024	No	C	1295		No	0.016	0.001	0.003	0.004	0.003	0.002	0.001	0.043	0.013		No
Barletta Heavy Division	#1	3/7/2024	3/18/2024	Yes	C	180		No	0.005	0.015	0.075	0.083	0.075	0.050	0.025	0.060			No
Barletta Heavy Division	#1	3/7/2024	4/11/2024	No	C	125		No	0.002	0.001	0.004	0.035	0.009	0.002	0.001	0.023	0.010		No
Barletta Heavy Division	#1	3/8/2024	4/11/2024	No	C	1879		No	0.002	0.001	0.003	0.009	0.005	0.002	0.001	0.019	0.001		No
Barletta Heavy Division	#1	3/14/2024	4/11/2024	No	C	1647		No	0.001	0.001	0.002	0.029	0.004	0.003	0.001	0.001	0.010		No
Barletta Heavy Division	#1	3/18/2024	4/11/2024	No	C	7260		No	0.001		0.001	0.004	0.048	0.001		0.007	0.010		No
Barletta Heavy Division	#1	3/21/2024	3/22/2024	Yes	C	90		No	0.005	0.015	0.075	0.020	0.075	0.050	0.025	0.060			No
Barletta Heavy Division	#1	3/21/2024	4/11/2024	No	C	280		No	0.001	0.001	0.002	0.009	0.001	0.002	0.001	0.021	0.010		No
Barletta Heavy Division	#1	3/28/2024	4/11/2024	No	C			No	0.001	0.001	0.003	0.008	0.011	0.008	0.001	0.067	0.010		No
Barletta Heavy Division	#1	4/1/2024	4/11/2024	No	C	734		No	0.007		0.005	0.005	0.008	0.001		0.018	0.010		No
Barletta Heavy Division	#1	4/4/2024	6/7/2024	No	C			No	0.002		0.007	0.007	0.009	0.002		0.026	0.010		No
Barletta Heavy Division	#1	4/11/2024	5/23/2024	No	C	2355		No	0.003	0.001	0.006	0.002	0.004	0.001		0.012	0.010		No
Barletta Heavy Division	#1	5/24/2024	6/30/2024	No	C	2000		No	0.002		0.005	0.002	0.003	0.001		0.015	0.010		No
Barletta Heavy Division	#1	5/28/2024	6/7/2024	No	C			No	0.002		0.003	0.004	0.002	0.001		0.020	0.010		No
Barletta Heavy Division	#1	6/11/2024	7/5/2024	No	C	6961		No	0.002		0.049	0.003	0.001	0.001		0.004	0.010		No
Barletta Heavy Division	#1	7/16/2024	8/6/2024	No	C	14293		No	0.006			0.001		0.001		0.020	0.010		No
Barletta Heavy Division	#1	7/31/2024	8/1/2024	Yes	C	6000		No	0.007	0.015	0.075	0.020	0.075	0.050	0.025	0.060			No
Barletta Heavy Division	#1	8/16/2024	9/3/2024	No	C	66480		No	0.003		0.002	0.003	0.001	0.002		0.010	0.010		No
Barletta Heavy Division	#1	9/11/2024	9/30/2024	No	C	10707		No	0.004			0.001		0.001		0.007	0.010		No
Barletta Heavy Division	#1	10/15/2024	11/1/2024	No	C	24766		No	0.004		0.002	0.002	0.003	0.002		0.009	0.010		No
Barletta Heavy Division	#1	11/13/2024	12/3/2024	No	C	20293		No	0.005		0.002	0.001	0.001	0.001		0.027	0.010		No
Barletta Heavy Division	#1	12/19/2024	1/14/2025	No	C	114472		No	0.004		0.003	0.003	0.005	0.003		0.005	0.010		No
BEST Engineered Surface Technologies, LLC	#1	1/30/2024	2/27/2024	No	C	112		No		0.005	0.005	0.005	0.025	0.097	0.025	0.560	0.010		No
BEST Engineered Surface Technologies, LLC	#1	2/15/2024	3/28/2024	No	G			No					0.005			0.017			No
BEST Engineered Surface Technologies, LLC	#1	3/6/2024	4/26/2024	No	C	374		No			0.005	0.041		0.012		0.007			No
BEST Engineered Surface Technologies, LLC	#1	4/2/2024	4/3/2024	Yes	C	374		No		0.015	0.075	0.020	0.075	0.087	0.025	0.060	0.004		No
BEST Engineered Surface Technologies, LLC	#1	4/24/2024	5/29/2024	No	G	112		No					0.006			0.023			No
BEST Engineered Surface Technologies, LLC	#1	5/6/2024	6/18/2024	No	C			No			0.005	0.011		0.015		0.033			No
BEST Engineered Surface Technologies, LLC	#1	7/15/2024	8/26/2024	No	C			No		0.001	0.005	0.005	0.005	0.005	0.005	0.160	0.010		No
BEST Engineered Surface Technologies, LLC	#1	9/11/2024	10/30/2024	No	C			No			0.008	0.033		0.110		0.530			No
BEST Engineered Surface Technologies, LLC	#1	9/25/2024	9/26/2024	Yes	C			No		0.015	0.075	0.023	0.075	0.095	0.025	0.229	0.010		No
BEST Engineered Surface Technologies, LLC	#1	11/4/2024	12/23/2024	No	C			No			0.005	0.005		0.027		0.020			No
CBNA Barletta Phase IIIA CSO JV	#1	1/4/2024	1/5/2024	Yes	C	43847		No	0.006	0.015	0.075	0.020	0.075	0.050	0.025	0.060			No
CBNA Barletta Phase IIIA CSO JV	#1	1/8/2024	1/9/2024	Yes	C	62150		No	0.006	0.015	0.075	0.020	0.075	0.050	0.025	0.060			No

Compliance Monitoring Results for Significant Industrial Users
Bucklin Point - 2024

Company Name	Sample Location	Sample Date	Received Date	NBC Sample	Type	Flow	Volume	CDF	As	Cd	Cr	Cu	Pb	Ni	Ag	Zn	Cn	CN-EPA	Violation	
CBNA Barletta Phase IIIA CSO JV	#1	1/23/2024	2/26/2024	No	C	303517		No	0.003	0.001	0.015	0.002	0.001	0.001	0.001	0.010			No	
CBNA Barletta Phase IIIA CSO JV	#1	2/1/2024	3/29/2024	No	C	359683		No	0.008	0.001	0.022	0.002	0.001	0.001	0.001	0.010			No	
CBNA Barletta Phase IIIA CSO JV	#1	3/14/2024	4/25/2024	No	C	292885		No	0.002	0.001	0.003	0.004	0.001	0.001	0.001	0.010			No	
CBNA Barletta Phase IIIA CSO JV	#1	4/12/2024	5/28/2024	No	C	275360		No	0.002	0.001	0.004	0.002	0.001	0.002	0.001	0.026			No	
CBNA Barletta Phase IIIA CSO JV	#1	5/8/2024	6/24/2024	No	C	175432		No	0.002	0.001	0.002	0.001	0.001	0.001	0.001	0.010			No	
CBNA Barletta Phase IIIA CSO JV	#1	6/18/2024	7/26/2024	No	C	144731		No	0.007	0.001	0.004	0.005	0.001	0.003	0.001	0.038			No	
CBNA Barletta Phase IIIA CSO JV	#1	7/16/2024	8/20/2024	No	C	122868		No	0.003	0.001	0.002	0.003	0.002	0.002	0.001	0.015			No	
CBNA Barletta Phase IIIA CSO JV	#1	8/30/2024	9/25/2024	No	C	21818		No	0.001	0.001	0.007	0.004	0.001	0.002	0.001	0.016			No	
CBNA Barletta Phase IIIA CSO JV	#1	9/25/2024	10/31/2024	No	C	155827		No	0.001	0.001	0.004	0.004	0.001	0.002	0.001	0.016			No	
CBNA Barletta Phase IIIA CSO JV	#1	10/21/2024	11/21/2024	No	C	61686		No	0.001	0.001	0.004	0.004	0.001	0.002	0.001	0.016			No	
CBNA Barletta Phase IIIA CSO JV	#1	11/21/2024	12/20/2024	No	C	100614		No	0.001	0.001	0.008	0.004	0.001	0.003	0.001	0.047			No	
CBNA Barletta Phase IIIA CSO JV - Drop Shaft	#1	1/2/2024	2/26/2024	No	C	9590		No	0.008	0.005	0.010	0.010	0.015	0.010	0.010	0.020			No	
CBNA Barletta Phase IIIA CSO JV - Drop Shaft	#1	1/24/2024	1/25/2024	Yes	C	20579		No	0.005	0.015	0.075	0.020	0.075	0.050	0.025	0.060			No	
CBNA Barletta Phase IIIA CSO JV - Drop Shaft	#1	2/14/2024	2/15/2024	Yes	C	11825		No	0.005	0.015	0.075	0.020	0.075	0.050	0.025	0.060			No	
CBNA Barletta Phase IIIA CSO JV - Drop Shaft	#1	2/14/2024	3/29/2024	No	C	13748		No	0.008	0.005	0.010	0.010	0.015	0.010	0.010	0.020			No	
CBNA Barletta Phase IIIA CSO JV - Rec. Shaft	#1	1/12/2024	2/26/2024	No	C	19892		No	0.008	0.005	0.010	0.010	0.015	0.010	0.010	0.020			No	
CBNA Barletta Phase IIIA CSO JV - Rec. Shaft	#1	1/25/2024	1/25/2024	Yes	C	8448		No	0.005	0.015	0.075	0.020	0.075	0.050	0.025	0.060			No	
CBNA Barletta Phase IIIA CSO JV - Rec. Shaft	#1	2/8/2024	3/29/2024	No	C	20583		No	0.008	0.005	0.010	0.015	0.015	0.010	0.010	0.023			No	
CBNA Barletta Phase IIIA CSO JV - Rec. Shaft	#1	2/14/2024	2/14/2024	Yes	C	7067		No	0.005	0.015	0.075	0.020	0.075	0.050	0.025	0.060			No	
Chemart Company	#1	1/10/2024	1/22/2024	No	C	10343		No				0.020	0.044		0.050		0.050	0.017	No	
Chemart Company	#1	1/16/2024	2/12/2024	No	C	10130		No				0.020	0.042		0.050		0.249	0.005	No	
Chemart Company	#1	1/22/2024	2/9/2024	No	C			No										0.005	No	
Chemart Company	#1	1/23/2024	2/9/2024	No	C	9433		No										0.005	No	
Chemart Company	#1	2/21/2024	3/26/2024	No	C	13334		No				0.200	0.205		0.500		0.500	0.005	No	
Chemart Company	#1	2/27/2024	2/28/2024	Yes	C	5308		No		0.015	0.075	0.361	0.075	1.253	0.025	0.334	0.106		No	
Chemart Company	#1	3/26/2024	4/15/2024	No	C	10793		No			0.010	0.029		0.274		0.039	0.005		No	
Chemart Company	#1	4/16/2024	5/20/2024	No	C	14375		No		0.010	0.020	0.048	0.020	0.089	0.010	0.153	0.013		No	
Chemart Company	#1	5/9/2024	6/26/2024	No	C	14561		No			0.010	0.039		0.025		0.058	0.005		No	
Chemart Company	#1	7/8/2024	7/26/2024	No	C	15111		No			0.020	0.033		0.125		0.616	0.005		No	
Chemart Company	#1	7/30/2024	7/31/2024	Yes	C	49967		No		0.015	0.075	0.366	0.075	1.056	0.025	0.259	0.050		No	
Chemart Company	#1	9/4/2024	9/18/2024	No	C	26399		No			0.020	0.959		0.301		0.325			No	
Chemart Company	#1	9/23/2024	9/27/2024	No	C	13789		No										0.005	No	
Chemart Company	#1	9/23/2024	10/11/2024	No	C	13789		No			0.020	2.700		4.750		0.880	0.005		Yes	
Chemart Company	#1	10/1/2024	10/7/2024	No	C	14116		No			0.010	0.934		0.675		0.362	0.005		No	
Chemart Company	#1	10/8/2024	10/11/2024	No	C	16988		No										0.005	No	
Chemart Company	#1	11/6/2024	11/12/2024	No	C	22217		No		0.010	0.020	0.214	0.020	0.050	0.010	0.242	0.005		No	
Chemart Company	#1	11/12/2024	11/21/2024	No	C	28803		No			0.020	0.594		0.659		0.158	0.005		No	
Chemart Company	#1	11/22/2024	12/11/2024	No	C	13211		No			0.020	0.499		0.565		0.156	0.005		No	
Chemart Company	#2	1/16/2024	2/12/2024	No	G			No											0.005	No
Chemart Company	#2	1/23/2024	2/9/2024	No	G	9433		No											0.005	No
Chemart Company	#2	3/26/2024	4/15/2024	No	G	10793		No											0.005	No
Chemart Company	#2	5/9/2024	6/26/2024	No	G	14561		No											0.005	No
Chemart Company	#2	7/8/2024	7/26/2024	No	G	15511		No											0.005	No
Chemart Company	#2	9/4/2024	9/18/2024	No	G	26399		No											0.007	No
Chemart Company	#2	9/23/2024	10/11/2024	No	G	13789		No											0.005	No
Chemart Company	#2	10/1/2024	10/7/2024	No	G	14116		No											0.005	No

Compliance Monitoring Results for Significant Industrial Users
Bucklin Point - 2024

Company Name	Sample Location	Sample Date	Received Date	NBC Sample	Type	Flow	Volume	CDF	As	Cd	Cr	Cu	Pb	Ni	Ag	Zn	Cn	CN-EPA	Violation
Chemart Company	#2	11/6/2024	11/12/2024	No	G	22217		No										0.005	No
Chemart Company	#2	11/12/2024	11/21/2024	No	G	28803		No										0.005	No
Chemart Company	#2	11/22/2024	12/11/2024	No	C	13211		No										0.005	No
Cintas Corporation	#1	1/10/2024	1/22/2024	No	C	61282		No				0.041	0.020			0.171	0.005		No
Cintas Corporation	#1	2/20/2024	4/8/2024	No	C	61473		No				0.059	0.155			0.210	0.009		No
Cintas Corporation	#1	3/27/2024	4/8/2024	No	C	58854		No				0.036	0.032			0.354			No
Cintas Corporation	#1	4/23/2024	5/9/2024	No	C	54000		No		0.005	0.010	0.041	0.036	0.094	0.005	0.716	0.010		No
Cintas Corporation	#1	5/7/2024	5/8/2024	Yes	C	16230		No		0.015	0.075	0.034	0.075	0.141	0.025	0.630	0.011		No
Cintas Corporation	#1	5/29/2024	6/10/2024	No	C	63505		No				0.048	0.012			0.240			No
Cintas Corporation	#1	6/27/2024	7/12/2024	No	C	61911		No				0.032	0.013			0.444			No
Cintas Corporation	#1	7/29/2024	8/8/2024	No	C	55760		No				0.032	0.010			0.188			No
Cintas Corporation	#1	8/27/2024	9/10/2024	No	C	53961		No				0.084	0.020			0.386			No
Cintas Corporation	#1	9/10/2024	9/11/2024	Yes	C	14710		No		0.015	0.075	0.031	0.075	0.050	0.025	0.371	0.010		No
Cintas Corporation	#1	9/25/2024	10/7/2024	No	C	65271		No				0.021	0.020			0.355			No
Cintas Corporation	#1	10/31/2024	11/13/2024	No	C	60101		No		0.010	0.020	0.040	0.074	0.100	0.010	0.317	0.006		No
Cintas Corporation	#1	11/18/2024	11/27/2024	No	C	65896		No				0.047	0.038			0.334			No
Cintas Corporation	#1	12/23/2024	1/9/2025	No	C	40442		No				0.020	0.020			0.329			No
Denison Pharmaceuticals, LLC	#1	1/31/2024	2/15/2024	No	G		1100	No				0.029				0.240			No
Denison Pharmaceuticals, LLC	#1	2/1/2024	2/15/2024	No	G		1100	No				0.063				0.290			No
Denison Pharmaceuticals, LLC	#1	2/2/2024	2/15/2024	No	G		1100	No				0.010				0.049			No
Denison Pharmaceuticals, LLC	#1	3/20/2024	3/21/2024	Yes	G			No		0.015	0.075	0.020	0.075	0.050	0.025	0.060			No
Denison Pharmaceuticals, LLC	#1	4/12/2024	4/24/2024	No	G			No				0.017				0.160			No
Denison Pharmaceuticals, LLC	#1	8/29/2024	11/29/2024	No	C			No				0.020				0.200			No
Denison Pharmaceuticals, LLC	#1	9/11/2024	9/12/2024	Yes	G			No		0.015	0.075	0.020	0.075	0.050	0.025	0.147			No
Denison Pharmaceuticals, LLC	#1	12/16/2024	1/23/2025	No	G			No				0.053				0.450			No
Ecological Fibers, Inc.	#1	1/2/2024	1/10/2024	No	G		3489	No								0.441			No
Ecological Fibers, Inc.	#1	1/10/2024	1/26/2024	No	G		1845	No								0.163			No
Ecological Fibers, Inc.	#1	1/12/2024	1/26/2024	No	G		3660	No								1.070			No
Ecological Fibers, Inc.	#1	1/29/2024	2/9/2024	No	G		994	No								0.609			No
Ecological Fibers, Inc.	#1	1/31/2024	2/9/2024	No	G		2237	No			0.010	0.126				0.661			No
Ecological Fibers, Inc.	#1	3/6/2024	3/19/2024	No	G		453	No											No
Ecological Fibers, Inc.	#1	4/16/2024	4/25/2024	No	G		968	No			0.020	0.136				0.385			No
Ecological Fibers, Inc.	#1	5/7/2024	5/7/2024	Yes	G			No		0.015	0.075	0.020	0.075	0.050	0.025	3.249			Yes
Ecological Fibers, Inc.	#1	5/16/2024	5/30/2024	No	G		2281	No								0.179			No
Ecological Fibers, Inc.	#1	5/21/2024	5/30/2024	No	G		2000	No								0.410			No
Ecological Fibers, Inc.	#1	6/3/2024	6/13/2024	No	G		2181	No								0.125			No
Ecological Fibers, Inc.	#1	6/18/2024	6/26/2024	No	G		2559	No								0.917			No
Ecological Fibers, Inc.	#1	6/26/2024	6/27/2024	Yes	G			No		0.015	0.075	0.020	0.075	0.050	0.025	3.416			Yes
Ecological Fibers, Inc.	#1	7/10/2024	7/18/2024	No	G		2380	No								0.473			No
Ecological Fibers, Inc.	#1	7/11/2024	7/18/2024	No	G		2567	No			0.010	0.071				0.907			No
Ecological Fibers, Inc.	#1	7/16/2024	7/25/2024	No	G		2321	No								0.892			No
Ecological Fibers, Inc.	#1	7/22/2024	7/30/2024	No	G		2200	No								0.627			No
Ecological Fibers, Inc.	#1	7/23/2024	7/30/2024	No	G		2759	No								0.233			No
Ecological Fibers, Inc.	#1	10/1/2024	10/8/2024	No	G		6154	No			0.010	0.117				0.157			No
Ecological Fibers, Inc.	#1	10/31/2024	10/31/2024	Yes	G		0	No		0.015	0.075	0.020	0.075	0.050	0.025	7.871			Yes
Ecological Fibers, Inc.	#1	11/14/2024	11/19/2024	No	G		2462	No								0.339			No

Compliance Monitoring Results for Significant Industrial Users
Bucklin Point - 2024

Company Name	Sample Location	Sample Date	Received Date	NBC Sample	Type	Flow	Volume	CDF	As	Cd	Cr	Cu	Pb	Ni	Ag	Zn	Cn	CN-EPA	Violation
Ecological Fibers, Inc.	#1	11/15/2024	11/19/2024	No	G	2023		No								0.276			No
Ecological Fibers, Inc.	#1	12/2/2024	12/11/2024	No	G		3675	No								0.845			No
Ecological Fibers, Inc.	#1	12/4/2024	12/11/2024	No	G		2478	No								0.339			No
Ennovi Adv. Mobility Solutions RI Inc.	#1	1/3/2024	2/22/2024	No	C	98781		No				0.053	0.020	0.050		0.051	0.017		No
Ennovi Adv. Mobility Solutions RI Inc.	#1	2/1/2024	3/29/2024	No	C	46294		No				0.030	0.010	0.058	0.013		0.011		No
Ennovi Adv. Mobility Solutions RI Inc.	#1	3/21/2024	4/16/2024	No	C	78712		No				0.060	0.010	0.122	0.007		0.026		No
Ennovi Adv. Mobility Solutions RI Inc.	#1	4/9/2024	5/24/2024	No	C	74531		No		0.005	0.010	0.032	0.010	0.053	0.008	0.025	0.005		No
Ennovi Adv. Mobility Solutions RI Inc.	#1	4/23/2024	4/25/2024	Yes	C	68413		No		0.015	0.075	0.027	0.075	0.057	0.025	0.060	0.004		No
Ennovi Adv. Mobility Solutions RI Inc.	#1	5/8/2024	6/20/2024	No	C	66153		No				0.081	0.020	0.160	0.160		0.010		No
Ennovi Adv. Mobility Solutions RI Inc.	#1	6/5/2024	7/25/2024	No	C	66751		No				0.031	0.020	0.061	0.044		0.071		No
Ennovi Adv. Mobility Solutions RI Inc.	#1	7/16/2024	8/30/2024	No	C	60371		No				0.370	0.010	0.039		0.042	0.096		No
Ennovi Adv. Mobility Solutions RI Inc.	#1	8/21/2024	10/2/2024	No	C	57551		No				0.038	0.020	0.075	0.010		0.015		No
Ennovi Adv. Mobility Solutions RI Inc.	#1	9/16/2024	10/17/2024	No	C	100763		No				0.018	0.010	0.085	0.019		0.005		No
Ennovi Adv. Mobility Solutions RI Inc.	#1	9/24/2024	9/25/2024	Yes	C			No		0.015	0.075	0.248	0.075	0.330	0.036	0.060	0.061		No
Ennovi Adv. Mobility Solutions RI Inc.	#1	10/2/2024	11/25/2024	No	C	114384		No		0.010	0.020	0.059	0.020	0.070	0.017	0.050	0.005		No
Ennovi Adv. Mobility Solutions RI Inc.	#1	11/13/2024	12/23/2024	No	C	102955		No				0.052	0.020	0.050	0.059		0.031		No
Ennovi Adv. Mobility Solutions RI Inc.	#1	12/11/2024	1/14/2025	No	C	77066		No				0.159	0.020	0.076	0.010		0.005		No
Ennovi Adv. Mobility Solutions RI Inc.	#2	1/4/2024	2/22/2024	No	C	98781		No										0.005	No
Ennovi Adv. Mobility Solutions RI Inc.	#2	2/1/2024	3/29/2024	No	C	46294		No										0.008	No
Ennovi Adv. Mobility Solutions RI Inc.	#2	3/21/2024	4/16/2024	No	C	78712		No										0.031	No
Ennovi Adv. Mobility Solutions RI Inc.	#2	4/9/2024	5/24/2024	No	C	74531		No										0.007	No
Ennovi Adv. Mobility Solutions RI Inc.	#2	5/8/2024	6/20/2024	No	C	66153		No										0.011	No
Ennovi Adv. Mobility Solutions RI Inc.	#2	6/5/2024	7/25/2024	No	C	66751		No										0.024	No
Ennovi Adv. Mobility Solutions RI Inc.	#2	7/16/2024	8/30/2024	No	C	60371		No										0.012	No
Ennovi Adv. Mobility Solutions RI Inc.	#2	8/21/2024	10/2/2024	No	C	57551		No										0.013	No
Ennovi Adv. Mobility Solutions RI Inc.	#2	9/16/2024	10/17/2024	No	C	100763		No										0.005	No
Ennovi Adv. Mobility Solutions RI Inc.	#2	10/2/2024	11/25/2024	No	C	114384		No										0.021	No
Ennovi Adv. Mobility Solutions RI Inc.	#2	11/13/2024	12/23/2024	No	C	102955		No										0.027	No
Ennovi Adv. Mobility Solutions RI Inc.	#2	12/11/2024	1/14/2025	No	C	77066		No										0.024	No
Hart Engineering Corporation	#1	6/11/2024	7/8/2024	No	C			No	0.005	0.001	0.005	0.005	0.011	0.005	0.005	0.580			No
Hart Engineering Corporation	#1	6/12/2024	7/8/2024	No	C			No	0.005	0.001	0.005	0.005	0.013	0.005	0.005	0.600			No
Hart Engineering Corporation	#1	6/13/2024	7/8/2024	No	C			No	0.005	0.001	0.005	0.005	0.013	0.005	0.005	0.590			No
Hart Engineering Corporation	#1	6/14/2024	7/8/2024	No	C			No	0.005	0.001	0.005	0.005	0.021	0.005	0.005	0.570			No
Hart Engineering Corporation	#1	6/18/2024	6/20/2024	Yes	C			No	0.005	0.015	0.075	0.020	0.075	0.050	0.025	0.683			No
Hart Engineering Corporation	#1	7/15/2024	8/2/2024	No	C	100		No	0.005	0.001	0.005	0.008	0.030	0.005	0.005	0.540			No
Hart Engineering Corporation	#1	8/1/2024	9/3/2024	No	C	4550		No	0.005	0.001	0.005	0.005	0.016	0.005	0.005	0.240			No
Hart Engineering Corporation	#1	9/16/2024	10/18/2024	No	C	8100		No	0.005	0.001	0.005	0.015	0.017	0.005	0.005	0.410			No
Hart Engineering Corporation	#1	10/1/2024	10/2/2024	Yes	C			No	0.005	0.015	0.075	0.020	0.075	0.050	0.025	0.248			No
Hart Engineering Corporation	#1	10/28/2024	11/25/2024	No	C	82900		No	0.005	0.001	0.005	0.008	0.031	0.005	0.005	0.110			No
Hart Engineering Corporation	#1	11/4/2024	11/25/2024	No	C	6900		No	0.005	0.001	0.005	0.014	0.017	0.005	0.005	0.210			No
Hindley Manufacturing Company	#1	1/11/2024	2/1/2024	No	G		450	No			0.020	0.010		0.182		0.075			No
Hindley Manufacturing Company	#1	4/18/2024	4/19/2024	Yes	G			No		0.015	0.075	0.020	0.075	0.478	0.025	0.261	0.004		No
Hindley Manufacturing Company	#1	4/18/2024	5/10/2024	No	G		450	No		0.010	0.020	0.020	0.020	0.451	0.010	0.250	0.005		No
Hindley Manufacturing Company	#1	7/17/2024	8/2/2024	No	G		450	No			0.028	0.075		0.701		0.258			No
Hindley Manufacturing Company	#1	9/25/2024	9/25/2024	Yes	G			No		0.015	0.075	0.020	0.075	0.948	0.025	0.060	0.004		No
Hindley Manufacturing Company	#1	10/8/2024	10/28/2024	No	G		450	No		0.010	0.020	0.021	0.020	0.709	0.010	0.079	0.005		No

Compliance Monitoring Results for Significant Industrial Users
Bucklin Point - 2024

Company Name	Sample Location	Sample Date	Received Date	NBC Sample	Type	Flow	Volume	CDF	As	Cd	Cr	Cu	Pb	Ni	Ag	Zn	Cn	CN-EPA	Violation
Hord Crystal Corporation	#1	3/4/2024	3/4/2024	Yes	G			No		0.015	0.075	0.020	0.075	0.050	0.025	0.060	0.033		No
Hord Crystal Corporation	#1	3/5/2024	3/4/2024	No	G		300	No				0.005		0.005		0.005			No
Hord Crystal Corporation	#1	3/5/2024	4/3/2024	No	G		110	No		0.001	0.005	0.005	0.025	0.005	0.005	0.005	0.023		No
Hord Crystal Corporation	#1	4/8/2024	5/3/2024	No	G		300	No		0.001	0.005	0.010	0.005	0.005	0.005	0.005	0.010		No
Hord Crystal Corporation	#1	6/3/2024	7/3/2024	No	G		300	No				0.150		0.024		0.051			No
Hord Crystal Corporation	#1	8/8/2024	9/5/2024	No	G		300	No				0.005		0.005		0.005			No
Hord Crystal Corporation	#1	9/16/2024	9/16/2024	Yes	G			No		0.015	0.075	0.020	0.075	0.050	0.025	0.060	0.053		No
Hord Crystal Corporation	#1	9/16/2024	10/3/2024	No	G		300	No		0.001	0.005	0.008	0.005	0.005	0.005	0.005	0.011		No
Hord Crystal Corporation	#1	10/1/2024	11/4/2024	No	G		300	No		0.001	0.005	0.005	0.006	0.005	0.005	0.005	0.010		No
Hord Crystal Corporation	#1	12/2/2024	1/6/2025	No	G	60	300	No				0.045		0.005		0.005			No
HP Services, Inc.	#1	1/25/2024	2/28/2024	No	G		200	No			0.005	0.005		0.005		0.005			No
HP Services, Inc.	#1	4/26/2024	5/17/2024	No	G		190	No		0.001	0.033	0.005	0.040	0.005	0.025	0.005	0.010		No
HP Services, Inc.	#1	4/30/2024	5/1/2024	Yes	G			No		0.015	0.075	0.020	0.075	0.050	0.025	0.060	0.004		No
HP Services, Inc.	#1	7/31/2024	8/16/2024	No	G		200	No			0.005	0.005		0.005		0.005			No
HP Services, Inc.	#1	10/1/2024	10/1/2024	Yes	G			No		0.015	0.075	0.178	0.075	0.050	0.025	0.173	0.010		No
HP Services, Inc.	#1	10/1/2024	11/25/2024	No	G		200	No		0.001	0.034	0.180	0.013	0.005	0.050	0.170	0.010		No
John H. Collins & Sons Company	#1	1/29/2024	2/23/2024	No	C	606		No		0.001	0.005	0.005	0.007	0.005	0.005	0.008	0.010		No
John H. Collins & Sons Company	#1	3/27/2024	4/24/2024	No	C	1025		No			0.005	0.005				0.008			No
John H. Collins & Sons Company	#1	4/30/2024	5/1/2024	Yes	C	584		No		0.015	0.075	0.129	0.075	0.286	0.025	0.370	0.038		No
John H. Collins & Sons Company	#1	5/22/2024	6/24/2024	No	C	621		No			0.005	0.009				0.024			No
John H. Collins & Sons Company	#1	7/22/2024	8/26/2024	No	C	733		No		0.001	0.005	0.005	0.005	0.005	0.005	0.012	0.010		No
John H. Collins & Sons Company	#1	9/3/2024	9/4/2024	Yes	C			No		0.015	0.075	0.046	0.075	0.050	0.025	0.245	0.008		No
John H. Collins & Sons Company	#1	9/23/2024	10/24/2024	No	C	838		No			0.005	0.006				0.008			No
John H. Collins & Sons Company	#1	11/7/2024	12/13/2024	No	C	1309		No			0.005	0.005				0.008			No
Materion Technical Materials, Inc.	#1	1/9/2024	2/22/2024	No	C	34971		No				0.022	0.005	0.028	0.007	0.005	0.010		No
Materion Technical Materials, Inc.	#1	2/6/2024	3/27/2024	No	C	36097		No				0.038	0.014	0.007	0.005	0.005	0.010		No
Materion Technical Materials, Inc.	#1	3/2/2024	4/23/2024	No	C	18590		No				0.026	0.006	0.005	0.008	0.005	0.010		No
Materion Technical Materials, Inc.	#1	4/8/2024	5/23/2024	No	C	35236		No		0.001	0.005	0.023	0.015	0.015	0.012	0.005	0.010		No
Materion Technical Materials, Inc.	#1	4/23/2024	4/25/2024	Yes	C	32392		No		0.015	0.075	0.020	0.075	0.051	0.025	0.060	0.004		No
Materion Technical Materials, Inc.	#1	5/2/2024	6/17/2024	No	C	28280		No				0.370	0.022	0.760	0.017	0.240	0.010		No
Materion Technical Materials, Inc.	#1	6/6/2024	7/12/2024	No	C	34390		No				0.072	0.013	0.110	0.026	0.025	0.015		No
Materion Technical Materials, Inc.	#1	7/8/2024	8/22/2024	No	C	39716		No				0.040	0.029	0.067	0.030	0.005	0.010		No
Materion Technical Materials, Inc.	#1	8/8/2024	8/22/2024	No	C	39716		No				0.035	0.026	0.061	0.030	0.005	0.010		No
Materion Technical Materials, Inc.	#1	8/27/2024	8/28/2024	Yes	C	38490		No		0.015	0.075	0.026	0.075	0.050	0.025	0.060	0.004		No
Materion Technical Materials, Inc.	#1	9/3/2024	10/9/2024	No	C	35490		No				0.042	0.013	0.036	0.028	0.005	0.010		No
Materion Technical Materials, Inc.	#1	10/8/2024	11/8/2024	No	C	37993		No		0.001	0.009	0.031	0.031	0.025	0.031	0.005	0.010		No
Materion Technical Materials, Inc.	#1	11/6/2024	12/17/2024	No	C	35070		No		0.001	0.005	0.040	0.006	0.056	0.036	0.005	0.013		No
Materion Technical Materials, Inc.	#1	12/9/2024	1/27/2025	No	C	35070		No				0.026	0.043	0.017	0.020	0.005	0.010		No
Materion Technical Materials, Inc.	#2	1/9/2024	2/22/2024	No	C	34971		No										0.010	No
Materion Technical Materials, Inc.	#2	2/6/2024	3/27/2024	No	C	36097		No										0.010	No
Materion Technical Materials, Inc.	#2	3/2/2024	4/23/2024	No	C	18590		No										0.010	No
Materion Technical Materials, Inc.	#2	4/8/2024	5/23/2024	No	C	35236		No										0.010	No
Materion Technical Materials, Inc.	#2	5/2/2024	6/17/2024	No	C	28280		No										0.010	No
Materion Technical Materials, Inc.	#2	6/6/2024	7/12/2024	No	C	34390		No										0.013	No
Materion Technical Materials, Inc.	#2	7/8/2024	8/22/2024	No	C	39716		No										0.010	No
Materion Technical Materials, Inc.	#2	8/8/2024	8/22/2024	No	C	39716		No										0.010	No

Compliance Monitoring Results for Significant Industrial Users
Bucklin Point - 2024

Company Name	Sample Location	Sample Date	Received Date	NBC Sample	Type	Flow	Volume	CDF	As	Cd	Cr	Cu	Pb	Ni	Ag	Zn	Cn	CN-EPA	Violation
Materion Technical Materials, Inc.	#2	9/3/2024	10/9/2024	No	C	35490		No										0.010	No
Materion Technical Materials, Inc.	#2	10/8/2024	11/8/2024	No	C	37993		No										0.010	No
Materion Technical Materials, Inc.	#2	11/6/2024	12/17/2024	No	C	35070		No										0.010	No
Materion Technical Materials, Inc.	#2	12/9/2024	1/27/2025	No	C	35070		No										0.010	No
Murdock Webbing Co., Inc.	#1	2/7/2024	2/27/2024	No	C	19718		No			0.477	0.147				0.137			No
Murdock Webbing Co., Inc.	#1	4/3/2024	4/19/2024	No	C	19671		No			0.021	0.103				0.052			No
Murdock Webbing Co., Inc.	#1	4/24/2024	4/25/2024	Yes	C	6362		No		0.015	0.075	0.245	0.075	0.050	0.025	0.060			No
Murdock Webbing Co., Inc.	#1	6/7/2024	6/27/2024	No	C	16396		No											No
Murdock Webbing Co., Inc.	#1	6/10/2024	6/27/2024	No	C	17276		No											No
Murdock Webbing Co., Inc.	#1	8/7/2024	8/23/2024	No	C	18116		No			0.006	0.133				0.111			No
Murdock Webbing Co., Inc.	#1	10/2/2024	10/23/2024	No	C	12608		No			0.029	0.374				0.043			No
Murdock Webbing Co., Inc.	#1	10/23/2024	10/24/2024	Yes	C	1789		No		0.015	0.075	0.165	0.075	0.050	0.025	0.060			No
Murdock Webbing Co., Inc.	#1	12/11/2024	12/19/2024	No	C	20816		No											No
Organic Dyes and Pigments, LLC.	#1	1/10/2024	2/7/2024	No	G	24410		No		0.010	0.020	0.093	0.020	0.050	0.010	0.050			No
Organic Dyes and Pigments, LLC.	#1	3/5/2024	4/10/2024	No	G	28419		No				0.051				0.327			No
Organic Dyes and Pigments, LLC.	#1	3/27/2024	3/28/2024	Yes	G			No		0.015	0.075	0.070	0.075	0.050	0.025	0.191			No
Organic Dyes and Pigments, LLC.	#1	5/7/2024	6/10/2024	No	G	24061		No				0.120				0.951			No
Organic Dyes and Pigments, LLC.	#1	7/10/2024	8/15/2024	No	G	28218		No		0.005	0.010	0.035	0.010	0.025	0.005	0.122			No
Organic Dyes and Pigments, LLC.	#1	8/28/2024	8/29/2024	Yes	G			No		0.015	0.075	0.042	0.075	0.050	0.025	0.143			No
Organic Dyes and Pigments, LLC.	#1	9/16/2024	10/23/2024	No	G	69363		No				0.411				0.682			No
Organic Dyes and Pigments, LLC.	#1	11/12/2024	12/9/2024	No	G	19904		No				0.149				0.345			No
Providence Metallizing Company, Inc.	#1	4/10/2024	4/11/2024	Yes	C	4042		No		0.015	0.266	0.239	0.075	0.198	0.025	0.060	0.004		No
Providence Metallizing Company, Inc.	#1	4/10/2024	5/10/2024	No	C	12267		No		0.005	0.271	0.242	0.010	0.205	0.005	0.029	0.005		No
Providence Metallizing Company, Inc.	#1	9/17/2024	9/18/2024	Yes	C			No		0.015	0.282	0.203	0.075	0.224	0.025	0.060	0.005		No
Providence Metallizing Company, Inc.	#1	9/17/2024	10/15/2024	No	C	17129		No		0.010	0.297	0.219	0.020	0.240	0.010	0.050	0.005		No
Prysmian Cables and Systems USA, LLC	#1	1/5/2024	2/8/2024	No	C	9444		No				0.590	0.020	0.060		0.750			No
Prysmian Cables and Systems USA, LLC	#1	3/5/2024	4/5/2024	No	C	21879		No				0.160	0.005	0.019		0.410			No
Prysmian Cables and Systems USA, LLC	#1	5/6/2024	6/10/2024	No	C	2871		No				0.300	0.014	0.007		0.450			No
Prysmian Cables and Systems USA, LLC	#1	5/8/2024	5/9/2024	Yes	C	2328		No		0.015	0.075	0.245	0.075	0.050	0.025	0.377			No
Prysmian Cables and Systems USA, LLC	#1	7/11/2024	8/16/2024	No	C	2795		No				0.300	0.020	0.014		0.520			No
Prysmian Cables and Systems USA, LLC	#1	9/5/2024	10/9/2024	No	C	1961		No				0.630	0.005	0.032		0.940			No
Prysmian Cables and Systems USA, LLC	#1	11/4/2024	1/9/2025	No	C	1591		No				0.280	0.026			0.540			No
Prysmian Cables and Systems USA, LLC	#2	6/11/2024	6/25/2024	No	G			No		0.001	0.006	0.140	0.052	0.005	0.025	0.580			No
Prysmian Cables and Systems USA, LLC	#2	6/28/2024	7/16/2024	No	C		12813	No		0.001	0.005	0.320	0.060	0.022	0.025	0.650			No
Prysmian Cables and Systems USA, LLC	#2	12/3/2024	12/16/2024	No	G			No		0.001	0.005	0.110	0.040	0.007	0.005	0.550			No
Prysmian Cables and Systems USA, LLC	#2	12/22/2024	1/9/2025	No	C		17968	No		0.010	0.020	0.314	0.020	0.050	0.010	0.931			No
Prysmian Cables and Systems USA, LLC	#3	6/11/2024	6/25/2024	No	G			No		0.001	0.005	0.020	0.009	0.005	0.005	0.800			No
Stackbin Corporation	#1	4/9/2024	4/9/2024	Yes	G			No		0.015	0.075	0.044	0.075	0.050	0.025	0.219	0.004		No
Stackbin Corporation	#1	4/9/2024	5/20/2024	No	G		1100	No		0.005	0.013	0.042	0.010	0.025	0.005	0.210	0.010		No
Stackbin Corporation	#1	10/22/2024	10/31/2024	No	G		1150	No		0.010	0.020	0.135	0.020	0.050	0.010	0.112	0.005		No
Stackbin Corporation	#1	10/22/2024	10/22/2024	Yes	G			No		0.015	0.075	0.141	0.075	0.050	0.025	0.106	0.020		No
Stackbin Corporation	#2	4/9/2024	4/9/2024	Yes	G			No		0.015	0.075	0.020	0.075	0.050	0.025	0.060	0.008		No
Stackbin Corporation	#2	4/9/2024	5/20/2024	No	G		600	No		0.005	0.010	0.010	0.010	0.025	0.005	0.029	0.005		No
Stackbin Corporation	#2	10/22/2024	10/22/2024	Yes	G			No		0.015	0.075	0.020	0.075	0.050	0.025	0.060	0.018		No
Stackbin Corporation	#2	10/22/2024	10/31/2024	No	G		600	No		0.010	0.020	0.020	0.020	0.050	0.010	0.050	0.005		No
Summit Manufacturing Corporation	#1	1/2/2024	3/11/2024	No	C	24984		No			0.026	0.590		0.021		0.005			No

Compliance Monitoring Results for Significant Industrial Users
Bucklin Point - 2024

Company Name	Sample Location	Sample Date	Received Date	NBC Sample	Type	Flow	Volume	CDF	As	Cd	Cr	Cu	Pb	Ni	Ag	Zn	Cn	CN-EPA	Violation
Summit Manufacturing Corporation	#1	1/3/2024	1/4/2024	Yes	C	14072		No		0.015	0.075	0.252	0.075	0.050	0.025	0.060	0.016		No
Summit Manufacturing Corporation	#1	2/28/2024	4/15/2024	No	C			No			0.098	0.065		0.017		0.005			No
Summit Manufacturing Corporation	#1	3/15/2024	4/15/2024	No	C			No			0.094	0.062		0.016		0.005			No
Summit Manufacturing Corporation	#1	5/10/2024	5/10/2024	Yes	G			No		0.015	0.075	0.020	0.075	0.050	0.025	0.060	0.004		No
Tanury Industries	#1	1/29/2024	2/20/2024	No	C	66780		No		0.004	0.097	0.230	0.005	0.455	0.024	0.040	0.020		No
Tanury Industries	#1	2/12/2024	2/13/2024	Yes	C	29176		No		0.015	2.479	0.938	0.075	6.424	0.055	0.060	1.210		Yes
Tanury Industries	#1	2/22/2024	3/19/2024	No	C	59075		No			0.206	0.247		1.220	0.083	0.067	0.020		No
Tanury Industries	#1	2/23/2024	3/19/2024	No	C	53040		No						0.909			0.130		No
Tanury Industries	#1	3/1/2024	3/25/2024	No	C	59391		No						0.119			0.050		No
Tanury Industries	#1	3/19/2024	4/12/2024	No	C	64179		No						0.562			0.010		No
Tanury Industries	#1	3/20/2024	4/15/2024	No	C	66136		No			1.840	0.149		0.751	0.040	0.052	0.030		No
Tanury Industries	#1	4/24/2024	5/24/2024	No	C	60538		No			0.163	1.290		2.020	0.018	0.115	0.090		Yes
Tanury Industries	#1	5/21/2024	6/21/2024	No	C	42984		No			1.920	0.157		0.959	0.026	0.052	0.010		No
Tanury Industries	#1	5/22/2024	6/24/2024	No	C	49322		No				0.130		0.362					No
Tanury Industries	#1	5/24/2024	6/24/2024	No	C	31069		No				0.438		0.680					No
Tanury Industries	#1	6/21/2024	7/8/2024	No	C	51139		No				0.275		0.345					No
Tanury Industries	#1	6/24/2024	7/23/2024	No	C	56762		No			0.820	0.253		0.477	0.026	0.153	0.010		No
Tanury Industries	#1	7/29/2024	8/27/2024	No	C	64143		No		0.004	1.050	0.223	0.005	0.456	0.017	0.073	0.050		No
Tanury Industries	#1	8/6/2024	8/7/2024	Yes	C	43807		No		0.015	0.704	0.224	0.075	0.535	0.025	0.060	0.468		No
Tanury Industries	#1	8/20/2024	9/25/2024	No	C	52988		No			0.518	0.143		0.941	0.029	0.040	0.010		No
Tanury Industries	#1	9/23/2024	10/24/2024	No	C	56116		No			0.293	0.082		0.128	0.018	0.039	0.420		No
Tanury Industries	#1	10/24/2024	11/26/2024	No	C	64200		No			1.370	0.438		0.497	0.018	0.036	0.010		No
Tanury Industries	#1	11/26/2024	12/12/2024	No	C	47655		No			0.554	0.690		1.220	0.018	0.056	0.010		No
Tanury Industries	#1	12/30/2024	1/29/2025	No	C	48995		No			0.022	0.181		0.817	0.114	0.030	4.800		Yes
Tanury Industries	#2	1/29/2024	2/20/2024	No	G	66780	250	Yes				16.10		6.850		1.470			No
Tanury Industries	#2	2/22/2024	3/19/2024	No	G	59075	250	Yes				5.520		2.780		0.556			No
Tanury Industries	#2	3/20/2024	4/15/2024	No	G	66136	250	Yes				8.420		4.600		2.650			No
Tanury Industries	#2	4/24/2024	5/24/2024	No	C	60538	250	Yes				6.550		3.430		1.210			No
Tanury Industries	#2	5/21/2024	6/21/2024	No	C	42984	250	Yes				3.650		2.180		0.536			No
Tanury Industries	#2	6/24/2024	7/23/2024	No	C	56762	250	Yes				3.820		1.780		0.923			No
Tanury Industries	#2	7/29/2024	8/27/2024	No	C	64143	250	Yes				5.330		1.550		0.544			No
Tanury Industries	#2	8/20/2024	9/25/2024	No	C	52988	250	Yes				7.240		3.050		1.200			No
Tanury Industries	#2	9/23/2024	10/24/2024	No	C	56116	250	Yes				6.620		2.740		3.200			No
Tanury Industries	#2	10/24/2024	11/26/2024	No	C	64200	250	Yes				45.20		9.680		14.60			No
Tanury Industries	#2	11/26/2024	12/12/2024	No	C	47655	250	Yes				8.930		4.480		3.220			No
Tanury Industries	#2	12/30/2024	1/29/2025	No	C	48995	250	Yes				3.130		1.120		7.260			No
Tanury Industries	#3	1/29/2024	2/20/2024	No	G	66780	50	Yes				1.020		6.050		0.141			No
Tanury Industries	#3	2/22/2024	3/19/2024	No	G	59075	50	Yes				0.842		10.90		0.108			No
Tanury Industries	#3	3/20/2024	4/15/2024	No	G	66136	50	Yes				1.020		1.660		0.053			No
Tanury Industries	#3	4/24/2024	5/24/2024	No	C	60538	50	Yes				11.40		71.70		1.230			No
Tanury Industries	#3	5/21/2024	6/21/2024	No	C	42984	50	Yes				0.400		0.506		0.151			No
Tanury Industries	#3	6/24/2024	7/23/2024	No	C	56762	50	Yes				0.256		0.397		0.068			No
Tanury Industries	#3	7/29/2024	8/27/2024	No	C	64143	50	Yes				1.610		6.130		0.161			No
Tanury Industries	#3	8/20/2024	9/25/2024	No	C	52988	50	Yes				9.100		18.30		0.115			No
Tanury Industries	#3	9/23/2024	10/24/2024	No	C	56116	50	Yes				0.226		0.201		0.020			No
Tanury Industries	#3	10/24/2024	11/26/2024	No	C	64200	50	Yes				4.670		10.80		0.078			No

Compliance Monitoring Results for Significant Industrial Users
Bucklin Point - 2024

Company Name	Sample Location	Sample Date	Received Date	NBC Sample	Type	Flow	Volume	CDF	As	Cd	Cr	Cu	Pb	Ni	Ag	Zn	Cn	CN-EPA	Violation
Tanury Industries	#3	11/26/2024	12/12/2024	No	C	47655	50	Yes				4.960		1.880		0.226			No
Tanury Industries	#3	12/30/2024	1/29/2025	No	C	48995	50	Yes				6.410		7.590		0.281			No
Tanury Industries	#5	1/29/2024	2/20/2024	No	C	66780		No										0.010	No
Tanury Industries	#5	2/22/2024	3/19/2024	No	C	59075		No										0.100	No
Tanury Industries	#5	3/20/2024	4/15/2024	No	C	66136		No										0.010	No
Tanury Industries	#5	4/24/2024	5/24/2024	No	C	60538		No										0.010	No
Tanury Industries	#5	5/21/2024	6/21/2024	No	C	42984		No										0.020	No
Tanury Industries	#5	6/26/2024	7/23/2024	No	C	56762		No										0.010	No
Tanury Industries	#5	7/29/2024	8/27/2024	No	C	64143		No										0.810	No
Tanury Industries	#5	8/20/2024	9/25/2024	No	C	52988		No										0.010	No
Tanury Industries	#5	9/23/2024	10/24/2024	No	C	56116		No										0.010	No
Tanury Industries	#5	10/24/2024	11/26/2024	No	C	64200		No										0.240	No
Tanury Industries	#5	11/26/2024	12/12/2024	No	C	47655		No										0.600	No
Tanury Industries	#5	12/30/2024	1/29/2025	No	C	48995		No										0.010	No
Tedor Pharma Inc.	#1	1/4/2024	1/22/2024	No	G		280	No		0.010		0.044				0.083			No
Tedor Pharma Inc.	#1	3/5/2024	3/5/2024	Yes	G			No		0.015	0.075	0.065	0.075	0.050	0.025	0.212			No
Tedor Pharma Inc.	#1	4/4/2024	4/19/2024	No	C	1000		No		0.005		0.010				0.025			No
Tedor Pharma Inc.	#1	4/5/2024	5/3/2024	No	G		1000	No		0.005		0.027				0.069			No
Tedor Pharma Inc.	#1	7/17/2024	8/13/2024	No	G		810	No		0.005		0.063				0.352			No
Tedor Pharma Inc.	#1	9/11/2024	9/11/2024	Yes	G			No		0.015	0.075	0.066	0.075	0.050	0.025	0.218			No
Tedor Pharma Inc.	#1	10/8/2024	11/6/2024	No	G		910	No		0.010		0.072				0.235			No
Teknor Apex Company	#1	2/7/2024	2/26/2024	No	C	68400		No		0.005	0.010	0.014	0.010			0.307			No
Teknor Apex Company	#1	3/25/2024	3/26/2024	Yes	C	37500		No		0.015	0.075	0.020	0.075	0.050	0.025	0.539			No
Teknor Apex Company	#1	4/5/2024	4/22/2024	No	C	27900		No		0.005	0.010	0.013	0.010			0.184			No
Teknor Apex Company	#1	6/11/2024	6/24/2024	No	C	32900		No		0.010	0.020	0.020	0.020			0.558			No
Teknor Apex Company	#1	8/6/2024	8/22/2024	No	C	53100		No		0.005	0.010	0.011	0.010			0.161			No
Teknor Apex Company	#1	8/27/2024	8/28/2024	Yes	C	55100		No		0.015	0.075	0.020	0.075	0.050	0.025	0.260			No
Teknor Apex Company	#1	10/11/2024	11/6/2024	No	C	32400		No		0.010	0.020	0.020	0.020			0.405			No
Teknor Apex Company	#1	12/11/2024	12/20/2024	No	C	42800		No		0.010	0.020	0.033	0.020			0.659			No
The Okonite Company	#1	1/23/2024	2/21/2024	No	C	2570		No				0.020	0.020	0.050		0.050			No
The Okonite Company	#1	3/26/2024	4/16/2024	No	C	2517		No				0.020	0.010	0.025		0.057			No
The Okonite Company	#1	5/7/2024	6/11/2024	No	C	2249		No				0.080	0.020	0.050		0.137			No
The Okonite Company	#1	5/22/2024	5/23/2024	Yes	C	1834		No		0.015	0.075	0.100	0.075	0.050	0.025	0.175			No
The Okonite Company	#1	7/23/2024	8/14/2024	No	C	12535		No				0.076	0.020	0.050		0.050			No
The Okonite Company	#1	9/17/2024	10/15/2024	No	C	3980		No				0.045	0.010	0.025		0.055			No
The Okonite Company	#1	10/9/2024	10/10/2024	Yes	C			No		0.015	0.075	0.097	0.075	0.050	0.025	0.227			No
The Okonite Company	#1	11/19/2024	12/3/2024	No	C	2880		No				0.128	0.010	0.025		0.064			No
Tiffany and Company	#1	2/8/2024	3/29/2024	No	C	183		No				0.020	0.020		0.005				No
Tiffany and Company	#1	4/3/2024	5/30/2024	No	C	103		No		0.010	0.020	0.020	0.020	0.050	0.010	0.050			No
Tiffany and Company	#1	5/8/2024	5/9/2024	Yes	C	982		No		0.015	0.075	0.020	0.075	0.050	0.025	0.060	0.004		No
Tiffany and Company	#1	6/11/2024	6/26/2024	No	C	142		No									0.005		No
Tiffany and Company	#1	6/18/2024	7/30/2024	No	C	131		No				0.010			0.005				No
Tiffany and Company	#1	8/6/2024	9/27/2024	No	C	115		No				0.020			0.017				No
Tiffany and Company	#1	10/8/2024	11/25/2024	No	C	259		No		0.010	0.020	0.020	0.020	0.050	0.010	0.050	0.005		No
Tiffany and Company	#1	11/5/2024	11/6/2024	Yes	C	1141		No		0.015	0.075	0.020	0.075	0.050	0.025	0.060	0.004		No
Tiffany and Company	#1	12/4/2024	1/27/2025	No	C	100		No				0.020			0.010				No

Compliance Monitoring Results for Significant Industrial Users
Bucklin Point - 2024

Company Name	Sample Location	Sample Date	Received Date	NBC Sample	Type	Flow	Volume	CDF	As	Cd	Cr	Cu	Pb	Ni	Ag	Zn	Cn	CN-EPA	Violation
Tiffany and Company	#2	10/8/2024	11/25/2024	No	G			No											No
Truex Incorporated	#1	2/8/2024	2/27/2024	No	C	1945		No				0.252		0.025		0.087			No
Truex Incorporated	#1	3/12/2024	3/13/2024	Yes	C	5464		No		0.015	0.075	0.356	0.075	0.050	0.025	0.067	0.004		No
Truex Incorporated	#1	4/4/2024	4/26/2024	No	C	1945		No		0.005	0.010	0.755	0.010	0.025	0.005	0.025	0.005		No
Truex Incorporated	#1	6/6/2024	6/25/2024	No	C	1646		No				0.316		0.050		0.158			No
Truex Incorporated	#1	8/6/2024	8/29/2024	No	C	1795		No				0.632		0.025		0.128			No
Truex Incorporated	#1	10/7/2024	10/29/2024	No	C	2169		No		0.010	0.020	0.243	0.020	0.050	0.010	0.123	0.005		No
Truex Incorporated	#1	10/22/2024	10/23/2024	Yes	C			No		0.015	0.075	0.474	0.075	0.050	0.025	0.127	0.004		No
Truex Incorporated	#1	12/3/2024	12/30/2024	No	C	1421		No				0.395		0.050		0.165			No

COMPLIANCE MONITORING LEGEND

Parameter Legend

Cd = Cadmium

Cr = Chromium

Cu = Copper

Pb = Lead

Ni = Nickel

Ag = Silver

Zn = Zinc

CN = Cyanide

Hg = Mercury

Mo = Molybdenum

As = Arsenic

Sn = Tin

Se = Selenium

O & G = Oil and Grease

BOD = Biochemical Oxygen Demand

TSS = Total Suspended Solids

TTO = Total Toxic Organics

TRC = Total Residual Chlorine

TKN = Total Kjeldahl Nitrogen

Sample Legend

C = Composite Sample

G = Grab Sample

CDF = Concentrated Discharge Formula

Compliance Monitoring Results for Significant Industrial Users
Bucklin Point - 2024

Company Name	Sample Location	Sample Date	Received Date	NBC Sample	Type	Flow	Volume	CDF	BOD	TSS	TTO	Total O&G	Total Nitrogen	Ammonia	Acetone	Ethyl Acetate	Isopropyl Acetate	Methylene Chloride	N-Amyl Acetate	TRC	Violation
Prysman Cables and Systems USA, LLC	#1	12/3/2024	12/16/2024	No	G			No	690	160.0		11.00									No
Prysman Cables and Systems USA, LLC	#3	6/11/2024	6/25/2024	No	G			No	3	2.00		0.50									No
Stackbin Corporation	#1	4/9/2024	4/9/2024	Yes	G			No				51.80									No
Stackbin Corporation	#1	4/9/2024	5/20/2024	No	G		1100	No				40.70									No
Stackbin Corporation	#1	10/22/2024	10/22/2024	Yes	G			No				123.70									No
Synagro Northeast, LLC	#1	3/26/2024	3/26/2024	Yes	G	49685		No	2	2.00		4.00									No
Synagro Northeast, LLC	#1	4/1/2024	4/22/2024	No	C	103043		No		5.00											No
Synagro Northeast, LLC	#1	4/2/2024	4/22/2024	No	C	105392		No		5.00											No
Synagro Northeast, LLC	#1	4/3/2024	4/22/2024	No	C	104974		No		5.00											No
Synagro Northeast, LLC	#1	4/4/2024	4/22/2024	No	C	102566		No		5.00											No
Synagro Northeast, LLC	#1	4/5/2024	4/22/2024	No	C	101427		No		5.00											No
Synagro Northeast, LLC	#1	4/22/2024	5/20/2024	No	C	103391		No				4.70									No
Synagro Northeast, LLC	#1	4/22/2024	5/20/2024	No	C	103391		No		5.00											No
Synagro Northeast, LLC	#1	4/23/2024	5/20/2024	No	C	56880		No		5.00											No
Synagro Northeast, LLC	#1	4/24/2024	5/20/2024	No	C	96769		No		6.00											No
Synagro Northeast, LLC	#1	4/25/2024	5/20/2024	No	C	88150		No		10.00											No
Synagro Northeast, LLC	#1	4/26/2024	5/20/2024	No	C	69951		No	3	5.00											No
Synagro Northeast, LLC	#1	5/13/2024	5/24/2024	No	C	108690		No	5	14.00		4.70									No
Synagro Northeast, LLC	#1	5/15/2024	5/24/2024	No	C	15251		No				4.70									No
Synagro Northeast, LLC	#1	6/26/2024	7/26/2024	No	C	27426		No				4.70									No
Synagro Northeast, LLC	#1	7/15/2024	7/29/2024	No	C	83587		No				34.40									No
Synagro Northeast, LLC	#1	7/18/2024	7/19/2024	Yes	C	46967		No	256	195.0		32.70									No
Synagro Northeast, LLC	#1	7/30/2024	8/12/2024	No	C	69464		No	942	200.0											Yes
Synagro Northeast, LLC	#1	7/31/2024	8/12/2024	No	C	18073		No	284	80.00											No
Synagro Northeast, LLC	#1	8/1/2024	8/12/2024	No	C	59749		No	188	140.0											No
Synagro Northeast, LLC	#1	8/5/2024	8/28/2024	No	C	64231		No	308	120.0		410.00									Yes
Synagro Northeast, LLC	#1	8/20/2024	9/13/2024	No	C	35761		No	320			22.90									Yes
Synagro Northeast, LLC	#1	8/23/2024	9/13/2024	No	C	43164		No	580			30.80									Yes
Synagro Northeast, LLC	#1	8/26/2024	9/13/2024	No	C	56061		No	88			5.00									No
Synagro Northeast, LLC	#1	8/27/2024	9/13/2024	No	C	33047		No	75			4.90									No
Synagro Northeast, LLC	#1	9/3/2024	9/23/2024	No	C	27122		No	93			4.90									No
Synagro Northeast, LLC	#1	9/4/2024	9/23/2024	No	C	40010		No	56	35.00											No
Tanury Industries	#1	1/29/2024	2/20/2024	No	C	66780		No												0.01	No
Tanury Industries	#1	2/22/2024	3/19/2024	No	C	59075		No												1.82	No
Tanury Industries	#1	3/20/2024	4/15/2024	No	C	66136		No												11.2	No
Tanury Industries	#1	4/24/2024	5/24/2024	No	C	60538		No												9.28	No
Tanury Industries	#1	5/21/2024	6/21/2024	No	C	42984		No												8.90	No
Tanury Industries	#1	6/24/2024	7/23/2024	No	C	56762		No												7.00	No
Tanury Industries	#1	7/29/2024	8/27/2024	No	C	64143		No												3.46	No
Tanury Industries	#1	8/20/2024	9/25/2024	No	C	52988		No												0.21	No
Tanury Industries	#1	9/23/2024	10/24/2024	No	C	56116		No												0.10	No
Tanury Industries	#1	10/24/2024	11/26/2024	No	C	64200		No												0.02	No
Tanury Industries	#1	11/26/2024	12/12/2024	No	C	47655		No												0.37	No
Tanury Industries	#1	12/30/2024	1/29/2025	No	C	48995		No												0.01	No
Tanury Industries	#4	1/29/2024	2/20/2024	No	G	5760		No			0.016										No
Tanury Industries	#4	2/22/2024	3/19/2024	No	G	5820		No			0.026										No
Tanury Industries	#4	3/20/2024	4/15/2024	No	G	5610		No			0.039										No
Tanury Industries	#4	4/24/2024	5/24/2024	No	G	5500		No			0.071										No
Tanury Industries	#4	5/21/2024	6/21/2024	No	G	5470		No			0.129										No
Tanury Industries	#4	6/24/2024	7/23/2024	No	G	5320		No			0.212										No
Tanury Industries	#4	7/29/2024	8/27/2024	No	G	5180		No			0.541										No
Tanury Industries	#4	8/20/2024	9/25/2024	No	G	5300		No			0.240										No
Tanury Industries	#4	9/23/2024	10/24/2024	No	G	3310		No			0.032										No
Tanury Industries	#4	10/24/2024	11/26/2024	No	G	4460		No			0.060										No
Tanury Industries	#4	11/26/2024	12/12/2024	No	G	5120		No			0.145										No
Tanury Industries	#4	12/30/2024	1/29/2025	No	G	4890		No			0.353										No
Tedor Pharma Inc.	#1	1/4/2024	1/22/2024	No	G		280	No	23	13.00	0.100	4.70			0.100	0.01	0.01	0.04	0.01		No
Tedor Pharma Inc.	#1	3/5/2024	3/5/2024	Yes	G			No	46	32.00	0.151	4.00				0.01	0.01		0.01		No

ATTACHMENT VOLUME II

SECTION 6

***COMPLIANCE MONITORING
RESULTS FOR NON-SIGNIFICANT
USERS***

***COMPLIANCE MONITORING
RESULTS FOR NON-SIGNIFICANT
USERS***

FIELD'S POINT

COMPLIANCE MONITORING LEGEND

Parameter Legend

Cd = Cadmium

Cr = Chromium

Cu = Copper

Pb = Lead

Ni = Nickel

Ag = Silver

Zn = Zinc

CN = Cyanide

Hg = Mercury

Mo = Molybdenum

As = Arsenic

Sn = Tin

Se = Selenium

O & G = Oil and Grease

BOD = Biochemical Oxygen Demand

TSS = Total Suspended Solids

TTO = Total Toxic Organics

TRC = Total Residual Chlorine

TKN = Total Kjeldahl Nitrogen

Sample Legend

C = Composite Sample

G = Grab Sample

CDF = Concentrated Discharge Formula

Compliance Monitoring Results for Non-Significant Users
Field's Point - 2024

Company Name	Sample Location	Sample Date	Received Date	NBC Sample	Type	Flow	Volume	CDF	Cd	Cr	Cu	Pb	Ni	Zn	Cn	Ag	BOD	TSS	TTO	O&G	TN	Ammonia	Violation	
699 Market, LLC d/b/a Superfresh	#1	8/16/2024	8/29/2024	No	G			No													35.90		No	
699 Market, LLC d/b/a Superfresh	#2	9/6/2024	9/20/2024	No	G			No													20.20		No	
A Duie Pyle, Inc.	#1	4/1/2024	5/8/2024	No	G		1115	No													12.00		No	
A Duie Pyle, Inc.	#1	10/23/2024	11/27/2024	No	G		500	No													340.0		Yes	
A Duie Pyle, Inc.	#1	11/21/2024	12/12/2024	No	G		500	No													8.00		No	
A Duie Pyle, Inc.	#1	11/27/2024	12/16/2024	No	G		500	No													2.90		No	
A Duie Pyle, Inc.	#1	12/6/2024	12/23/2024	No	G		985	No													9.70		No	
A Duie Pyle, Inc.	#1	12/12/2024	1/6/2025	No	G		500	No													8.50		No	
A Sad Boi	#1	6/21/2024	7/1/2024	No	G		40	No									631	11					No	
A Sad Boi	#1	10/18/2024	10/30/2024	No	G		40	No									624	5					No	
AAA Northeast Warehouse/Fleet Operations	#1	4/1/2024	4/8/2024	No	G			No															No	
AAA Northeast Warehouse/Fleet Operations	#1	10/4/2024	10/10/2024	No	G			No														31.40		No
Adolph Meller Company	#1	1/4/2024	1/22/2024	No	G		500	No			.02			.05				6			4.70		No	
Adolph Meller Company	#1	4/9/2024	4/22/2024	No	G		500	No			.01			.025				5			4.80		No	
Adolph Meller Company	#1	10/8/2024	10/21/2024	No	G		500	No			.02			.05				24			5.00		No	
Al-Jac Produce	#1	3/8/2024	3/22/2024	No	C	2741		No									265	1410					No	
Al-Jac Produce	#1	5/30/2024	6/18/2024	No	G			No									2320	5660					No	
Al-Jac Produce	#1	7/31/2024	8/12/2024	No	C	4151		No									1620	7880			94.8	4.22	No	
Al-Jac Produce	#1	12/26/2024	1/10/2025	No	C	262		No									3659						No	
Allied Group, LLC	#1	1/9/2024	2/28/2024	No	G	10		No		.02	2.65	.044	.05	1.09		.075				0.015			Yes	
Allied Group, LLC	#1	1/26/2024	2/28/2024	No	G	10		No			.196												No	
Allied Group, LLC	#1	2/6/2024	2/28/2024	No	G	10		No			.163												No	
Allied Group, LLC	#1	2/8/2024	2/28/2024	No	G	10		No			.627												No	
Allied Group, LLC	#1	2/12/2024	2/28/2024	No	G	10		No			.67												No	
Allied Group, LLC	#1	7/1/2024	9/13/2024	No	G			No	.01	.134	.01	.025	.044		.005					0.026			No	
Alpine Auto Body, Inc.	#1	3/22/2024	4/2/2024	No	G	52		No			.01	.01	.025	.025							6.40		No	
Alpine Auto Body, Inc.	#1	9/20/2024	9/27/2024	No	G	4		No			.025	.01	.025	.35							6.30		No	
Amring Worldwide	#1	1/5/2024	1/18/2024	No	C			No	.02	.239				.069									No	
Amring Worldwide	#1	7/10/2024	8/7/2024	No	G	2476		No	.01	.322				.085									No	
Anchor Toffee LLC	#1	4/17/2024	5/2/2024	No	G			No									540	350			67.00	7.50	1.90	No
Anthony's Auto Body	#1	4/23/2024	6/10/2024	No	G			No			.082	.023	.007	.77							19.00		No	
Anthony's Auto Body	#1	10/23/2024	12/18/2024	No	G			No			.067	.013	.014	.76							20.00		No	
Antonelli Poultry	#1	1/9/2024	1/26/2024	No	G	732		No									3	4			1.60		No	
Antonelli Poultry	#1	7/18/2024	8/9/2024	No	G	290		No									4	4			1.10	4.50	0.50	No
AS220	#1	4/19/2024	5/1/2024	No	G			No								2.25							Yes	
AS220 - Print Shop	#1	4/19/2024	5/1/2024	No	G			No	.02	.024				.914									No	
AS220 - Print Shop	#1	12/17/2024	1/10/2025	No	G			No	.02	.213				.491									No	
AS220 - Print Shop	#2	4/19/2024	5/1/2024	No	G			No	.02	.033				.112									No	
AS220 - Print Shop	#2	12/17/2024	1/10/2025	No	G			No	.2	.2				.3									No	
AS220 - Print Shop	#3	12/17/2024	1/10/2025	No	G			No	.01	.02	3.01	.156	.145	11.5		.01							Yes	
ASP & Training Inc.	#1	8/14/2024	8/29/2024	No	G			No													124.0		No	
Atamian Manufacturing Corp.	#1	1/19/2024	3/13/2024	No	G	3036		No	.004	.009	.391	.006	.009	.203	.07	.089							No	
Atamian Manufacturing Corp.	#1	7/22/2024	8/7/2024	No	C	4481		No	.009	.054	1.93	.022	.078	.781	.01	.214							Yes	
Atamian Manufacturing Corp.	#1	8/19/2024	9/5/2024	No	G	643		No	.004	.016	.441	.008	.013	.274	.097								No	
Atamian Manufacturing Corp.	#1	8/20/2024	9/6/2024	No	G	45		No			.506												No	
Atamian Manufacturing Corp.	#1	8/21/2024	9/12/2024	No	G	381		No			.44												No	
Atamian Manufacturing Corp.	#1	8/22/2024	9/6/2024	No	G	344		No			.433												No	
Atwood Car Wash	#1	6/9/2024	6/26/2024	No	G	674		No													11.40		No	
Atwood Car Wash	#1	10/4/2024	10/28/2024	No	G			No													11.60		No	
B. Deltoro & Sons, Inc.	#1	1/30/2024	2/15/2024	No	C	1518		No									2160	9380					Yes	
B. Deltoro & Sons, Inc.	#1	3/1/2024	3/14/2024	No	C	6059		No													1070		No	
B. Deltoro & Sons, Inc.	#1	3/18/2024	3/21/2024	No	C	14436		No													5420		No	
B. Deltoro & Sons, Inc.	#1	3/19/2024	3/22/2024	No	C	14436		No													7170		No	
B. Deltoro & Sons, Inc.	#1	3/22/2024	3/28/2024	No	C	9126		No													1460		No	
B. Deltoro & Sons, Inc.	#1	4/26/2024	5/20/2024	No	C	7550		No									1940	12400					Yes	
B. Deltoro & Sons, Inc.	#1	6/5/2024	6/11/2024	No	C			No													3080		No	
B. Deltoro & Sons, Inc.	#1	6/11/2024	6/17/2024	No	C			No													5740		No	
B. Deltoro & Sons, Inc.	#1	6/18/2024	7/25/2024	No	C			No													8300		No	
B. Deltoro & Sons, Inc.	#1	6/21/2024	7/30/2024	No	C	1871		No													12200		Yes	
B. Deltoro & Sons, Inc.	#1	7/9/2024	7/18/2024	No	C	2640		No													2160		No	

Compliance Monitoring Results for Non-Significant Users
Field's Point - 2024

Company Name	Sample Location	Sample Date	Received Date	NBC Sample	Type	Flow	Volume	CDF	Cd	Cr	Cu	Pb	Ni	Zn	Cn	Ag	BOD	TSS	TTO	O&G	TN	Ammonia	Violation
B. Deltoro & Sons, Inc.	#1	7/19/2024	7/25/2024	No	C			No										6200					No
B. Deltoro & Sons, Inc.	#1	7/23/2024	8/2/2024	No	C	11295		No										1180			29.7	6.63	No
B. Deltoro & Sons, Inc.	#1	7/26/2024	8/1/2024	No	C	9450		No										5210					No
B. Deltoro & Sons, Inc.	#1	8/8/2024	8/14/2024	No	C	21392		No									903						No
B. Deltoro & Sons, Inc.	#1	11/1/2024	11/14/2024	No	C	8901		No									1980	6250			125	28.30	No
Baffoni's Poultry Farm	#1	4/25/2024	5/10/2024	No	G	6500		No									3	5		5.80	0.31	0.12	No
Baffoni's Poultry Farm	#1	10/11/2024	10/25/2024	No	G			No									3	5		4.70	0.20	0.10	No
Bagel Express	#1	4/30/2024	5/29/2024	No	G			No												4.70			No
Balise CW Johnston PT, LLC	#1	4/1/2024	4/18/2024	No	G			No												57.00			No
Balise CW Johnston PT, LLC	#1	10/4/2024	10/18/2024	No	G			No												20.00			No
Balise CW North Providence, LLC	#1	1/25/2024	2/6/2024	No	G			No												46.00			No
Balise CW North Providence, LLC	#1	1/26/2024	2/6/2024	No	G			No												18.00			No
Balise CW North Providence, LLC	#1	1/29/2024	2/6/2024	No	G			No												17.00			No
Balise CW North Providence, LLC	#1	1/30/2024	2/6/2024	No	G			No												21.00			No
Balise CW North Providence, LLC	#1	4/1/2024	4/18/2024	No	G			No												100.0			No
Balise CW North Providence, LLC	#1	10/4/2024	10/18/2024	No	G			No												32.00			No
Ballard Mack Sales and Service of RI	#1	3/6/2024	3/18/2024	No	G	7364		No												79.30			No
Ballard Mack Sales and Service of RI	#1	9/20/2024	9/26/2024	No	G	10416		No												41.40			No
Bayside Foods, Inc.	#1	8/8/2024	8/30/2024	No	G	23		No									25	18		2.00	9.60	0.90	No
Beautiful Day RI	#1	4/9/2024	6/11/2024	No	G			No												32.70			No
Beautiful Day RI	#1	10/25/2024	11/8/2024	No	G	7		No												4.80			No
BJ's Wholesale Club	#1	3/21/2024	5/17/2024	No	G			No												53.90			No
BJ's Wholesale Club	#1	9/20/2024	11/12/2024	No	G			No												29.30			No
Blanco Reyes Corporation Inc	#1	1/22/2024	1/31/2024	No	G			No												23.00			No
Blanco Reyes Corporation Inc	#1	8/5/2024	8/14/2024	No	G			No												54.00			No
Bonollo Provisions Co., Inc.	#1	1/29/2024	3/1/2024	No	G	22		No									203	50		2.00			No
Brittany Motors	#1	2/21/2024	3/13/2024	No	G			No												47.00			No
Brittany Motors	#1	8/28/2024	9/11/2024	No	G			No												10.00			No
Broad Inc.	#1	6/6/2024	6/21/2024	No	G			No												4.00			No
Broad Inc.	#1	12/18/2024	1/8/2025	No	G			No												6.00			No
Brown University - 70 Ship Street	#1	2/6/2024	3/29/2024	No	C	1090		No		.005	.02		.03										No
Brown University - 70 Ship Street	#1	4/2/2024	5/24/2024	No	C	4400		No		.005	.02		.026										No
Brown University - 70 Ship Street	#1	6/5/2024	7/22/2024	No	C	1899		No		.005	.02		.006										No
Brown University - 70 Ship Street	#1	8/7/2024	10/1/2024	No	C	2200		No		.005	.048		.028										No
Brown University - 70 Ship Street	#1	10/8/2024	11/20/2024	No	C	1100		No		.005	.067		.03										No
Brown University - 70 Ship Street	#1	12/3/2024	1/17/2025	No	C	2600		No		.005	.049		.029										No
Brown University - Central Heat Plant	#1	5/23/2024	5/30/2024	No	G			No		.05	.005		.05	.005		.025							No
Brown University - Central Heat Plant	#2	4/12/2024	5/16/2024	No	G			No		.005	.054		.005	.13		.005					0.50		No
Brown University - Central Heat Plant	#2	10/4/2024	11/12/2024	No	G	28		No		.006	3.5		.147	2.6		.005					1.50		Yes
Brown University - Central Heat Plant	#2	11/8/2024	11/25/2024	No	G			No		.005	.046		.005	.056		.005							No
Brown University - Central Heat Plant	#2	11/14/2024	11/25/2024	No	G			No		.005	.12		.005	.068		.005							No
Brown University - Central Heat Plant	#2	11/21/2024	12/13/2024	No	G			No		.016	.31		.01	.32		.005							No
Brown University - Central Heat Plant	#2	11/26/2024	12/13/2024	No	G			No		.005	.13		.005	.17		.005							No
Brown University - Central Heat Plant	#3	4/12/2024	5/16/2024	No	G			No		.001	.046		.002	.23		.001							No
Brown University - Central Heat Plant	#3	10/4/2024	11/12/2024	No	G			No		.005	.014		.005	.082		.005							No
Brown University - Facilities Management	#1	4/16/2024	5/16/2024	No	G			No													4.70		No
Brown University - Facilities Management	#1	10/9/2024	11/12/2024	No	G			No													11.20		No
Brown University - Geochem	#1	4/16/2024	5/16/2024	No	G	20		No													5.70		No
Brown University - Geochem	#1	10/9/2024	11/12/2024	No	G			No													6.30		No
Brown University - List Art	#1	4/16/2024	5/16/2024	No	G			No								.014							No
Brown University - List Art	#1	10/9/2024	11/12/2024	No	G			No								.013							No
Brown University - Sidney Frank Hall	#1	4/16/2024	5/16/2024	No	G	70		No	.1	.02	.084	.02	.05	.166		.01							No
Brown University - Sidney Frank Hall	#1	10/9/2024	11/12/2024	No	G	134		No	.01	.02	.147	.02	.05	.122		.01							No
Butler Hospital	#1	10/18/2024	11/4/2024	No	G			No	.001	.005	.14	.006	.005	.13		.005							No
Butler Hospital	#2	9/17/2024	9/26/2024	No	G			No	.005	.005	.49	.022	.005	.091		.005							No
Butler Hospital	#2	10/1/2024	10/17/2024	No	G			No	.001	.005	.6	.042	.005	.054		.005							No
CAMRAC, LLC	#1	4/30/2024	5/31/2024	No	G	500		No													6.70		No
CAMRAC, LLC	#1	10/30/2024	11/29/2024	No	G	500		No													5.60		No
CAMRAC, LLC. (Johnston)	#1	4/30/2024	5/31/2024	No	G	500		No													6.50		No
CAMRAC, LLC. (Johnston)	#1	10/25/2024	11/29/2024	No	G	500		No													9.00		No

Compliance Monitoring Results for Non-Significant Users
Field's Point - 2024

Company Name	Sample Location	Sample Date	Received Date	NBC Sample	Type	Flow	Volume	CDF	Cd	Cr	Cu	Pb	Ni	Zn	Cn	Ag	BOD	TSS	TTO	O&G	TN	Ammonia	Violation
Carlo LLC	#1	4/26/2024	5/7/2024	No	G			No													38.00		No
Cathedral Art Metal Co., Inc.	#1	4/4/2024	4/25/2024	No	G		10	No	.005	.01	.628												No
Chalkstone Auto Body, Inc.	#1	1/12/2024	1/25/2024	No	G			No				.02	.05	.918							28.30		No
Chalkstone Auto Body, Inc.	#1	7/8/2024	7/18/2024	No	G			No				.02	.05	1.48							21.30		No
Chalkstone Supermarket	#1	7/18/2024	7/29/2024	No	G	89		No													22.40		No
Chalkstone Supermarket	#1	12/11/2024	12/19/2024	No	G	90		No													17.70		No
Choice Collision Center	#1	4/8/2024	4/24/2024	No	G	5		No													7.00		No
Choice Collision Center	#1	8/7/2024	8/22/2024	No	G			No													3.00		No
Cibao Supermarket	#1	1/12/2024	1/29/2024	No	G			No													122.0		No
Cibao Supermarket	#1	2/14/2024	2/26/2024	No	G		50	No													336.0		Yes
Cibao Supermarket	#1	3/1/2024	3/11/2024	No	G			No													106.0		No
Cibao Supermarket	#1	3/8/2024	3/19/2024	No	G		50	No													9.00		No
Cibao Supermarket	#1	3/14/2024	3/22/2024	No	G		25	No													23.50		No
Cibao Supermarket	#1	3/22/2024	4/3/2024	No	G		50	No													50.00		No
Cibao Supermarket	#1	3/29/2024	4/8/2024	No	G		50	No													24.00		No
Cibao Supermarket	#1	6/7/2024	6/25/2024	No	G			No													69.00		No
City of Providence	#1	4/29/2024	8/21/2024	No	G			No													7.40		No
City of Providence	#1	10/28/2024	12/10/2024	No	G			No													14.00		No
Coca-Cola Beverages Northeast, Inc.	#1	1/31/2024	2/9/2024	No	G			No													110.0		No
Coca-Cola Beverages Northeast, Inc.	#1	6/27/2024	7/10/2024	No	G			No													40.00		No
Colbea Enterprises, LLC (Hartford Avenue)	#1	1/15/2024	3/1/2024	No	G	22		No													45.50		No
Colbea Enterprises, LLC (Hartford Avenue)	#1	7/10/2024	9/3/2024	No	G			No													6.30		No
Colbea LLC (North Main)	#1	7/10/2024	9/3/2024	No	G			No													5.20		No
Contech Medical, Inc.	#1	1/8/2024	1/16/2024	No	G			No													2.00		No
Contech Medical, Inc.	#1	7/8/2024	7/15/2024	No	G			No													6.00		No
Crespo Market LLC	#1	2/27/2024	5/14/2024	No	G			No													10.60		No
Crespo Market LLC	#1	5/20/2024	10/9/2024	No	G			No													15.20		No
Crisloid, LLC	#1	3/13/2024	3/26/2024	No	G	405		No											203				No
Crisloid, LLC	#1	6/4/2024	6/7/2024	No	G	387		No	.01	.01			.034		.005			480					Yes
Crisloid, LLC	#1	6/24/2024	6/28/2024	No	G	1862		No											27				No
Crisloid, LLC	#1	6/25/2024	6/28/2024	No	G	1675		No											7				No
Crisloid, LLC	#1	6/26/2024	6/28/2024	No	G	2266		No											112				No
Crisloid, LLC	#1	6/27/2024	6/28/2024	No	G	2116		No											10				No
Crisloid, LLC	#1	9/17/2024	9/24/2024	No	G			No											11				No
Crisloid, LLC	#1	12/13/2024	12/23/2024	No	G	406		No						.085		.006			20				No
CV South Street Landing LLC	#1	3/18/2024	3/28/2024	No	G			No	.005	.01	.076	.01	.025	1.08		.005							No
CV South Street Landing LLC	#1	10/11/2024	10/28/2024	No	G			No	.01	.02	.346	.02	.05	.538		.01							No
D'Ambra Auto Sales	#1	1/25/2024	2/9/2024	No	G	1323		No													5.10		No
D'Ambra Auto Sales	#1	7/22/2024	8/5/2024	No	G	865		No													4.80		No
Dean Auto Collision Center (North Main)	#1	4/30/2024	5/31/2024	No	G			No				.013		1.37							16.50		No
Dean Auto Collision Center (North Main)	#1	10/25/2024	11/29/2024	No	G	720		No				.02		1.58							11.40		No
Dean Auto Collision Center Inc.	#1	4/30/2024	5/31/2024	No	G			No													15.60		Yes
Dean Auto Collision Center Inc.	#1	8/12/2024	8/21/2024	No	G			No													53.90		No
Dean Auto Collision Center Inc.	#1	8/14/2024	9/11/2024	No	G			No													24.70		No
Dean Auto Collision Center Inc.	#1	8/26/2024	9/11/2024	No	G			No													19.00		No
Dean Auto Collision Center Inc.	#1	8/28/2024	9/11/2024	No	G			No													33.60		No
Dean Auto Collision Center Inc.	#1	10/25/2024	11/19/2024	No	G	15		No													15.70		No
Dean Auto Collision Center Inc. (Livingston)	#1	4/30/2024	5/31/2024	No	G			No				.012		.859							14.00		No
Dean Auto Collision Center Inc. (Livingston)	#1	10/25/2024	11/29/2024	No	G	739		No				.02		1.48							8.50		No
DeLuise Bakery Inc.	#1	11/8/2024	12/6/2024	No	G			No													6.00		No
Demoulas Supermarkets, Inc.	#1	3/21/2024	4/4/2024	No	G			No													38.70		No
Demoulas Supermarkets, Inc.	#1	6/26/2024	7/17/2024	No	G	7100		No													122.0		No
Demoulas Supermarkets, Inc.	#1	9/25/2024	10/3/2024	No	G			No													26.50		No
Demoulas Supermarkets, Inc.	#1	12/12/2024	12/12/2024	No	G	980		No													55.20		No
Department of Administration	#1	2/1/2024	2/12/2024	No	G			No													1.10		No
Department of Administration	#1	7/30/2024	8/21/2024	No	G			No													0.74		No
Department of Veterans Affairs Medical Center	#2	12/2/2024	1/2/2025	No	G			No	.005	.003	.007	.018	.025	.12		.005							No
Department of Veterans Affairs Medical Center	#3	2/15/2024	2/23/2024	No	G		80	No	.002	.006	.14	.1	.029	.32		.005							No
Department of Veterans Affairs Medical Center	#3	5/8/2024	5/17/2024	No	G	449		No	.001	.005	.05	.065	.012	.15		.005							No
Department of Veterans Affairs Medical Center	#3	9/12/2024	9/18/2024	No	G	56		No	.001	.005	.29	.11	.031	.33		.025							No

Compliance Monitoring Results for Non-Significant Users
Field's Point - 2024

Company Name	Sample Location	Sample Date	Received Date	NBC Sample	Type	Flow	Volume	CDF	Cd	Cr	Cu	Pb	Ni	Zn	Cn	Ag	BOD	TSS	TTO	O&G	TN	Ammonia	Violation
Department of Veterans Affairs Medical Center	#4	5/17/2024	5/28/2024	No	G			No												1.20			No
Department of Veterans Affairs Medical Center	#4	11/8/2024	11/15/2024	No	G			No												0.50			No
Detroit Collision Center	#1	1/19/2024	1/26/2024	No	G	20		No			.02	.005		.386						6.00			No
Detroit Collision Center	#1	7/31/2024	8/16/2024	No	G	32		No			.035	.005		.544						6.00			No
Detroit Collision Center	#2	1/19/2024	1/26/2024	No	G	28		No			.02	.005		.559						6.00			No
Detroit Collision Center	#2	7/31/2024	8/16/2024	No	G	42		No			.032	.005		.42						6.00			No
Eastern Screw Company	#1	1/30/2024	2/12/2024	No	G		800	No		.005	.02			.02						2.00			No
Eastern Screw Company	#1	4/23/2024	5/20/2024	No	G		800	No		.005	.02			.02						6.00			No
Eastern Screw Company	#1	7/24/2024	8/12/2024	No	G		500	No		.005	.02			.05						2.00			No
Eastern Screw Company	#1	10/31/2024	11/14/2024	No	G		750	No		.005	.02			.02						2.00			No
Eastside Providence, LLC	#1	3/14/2024	4/18/2024	No	G	1780		No												7.60			No
Eastside Providence, LLC	#1	9/14/2024	10/10/2024	No	G	1932		No												6.20			No
Eastside Providence, LLC	#2	3/14/2024	4/18/2024	No	G	1780		No												12.00			No
Eastside Providence, LLC	#2	9/18/2024	10/10/2024	No	G	1932		No												6.20			No
Eastside Providence, LLC	#3	3/14/2024	4/18/2024	No	G	1780		No												4.60			No
Eastside Providence, LLC	#3	9/18/2024	10/10/2024	No	G	1932		No												300.0			Yes
Eastside Providence, LLC	#4	3/14/2024	4/18/2024	No	G	1780		No												19.00			No
Eastside Providence, LLC	#4	9/18/2024	10/10/2024	No	G	1932		No												31.00			No
Ej el Bombazo	#1	1/10/2024	1/22/2024	No	G			No												191.0			Yes
Ej el Bombazo	#1	1/18/2024	4/5/2024	No	G			No												90.30			No
Ej el Bombazo	#1	1/26/2024	4/5/2024	No	G			No												9.80			No
Ej el Bombazo	#1	2/20/2024	4/5/2024	No	G			No												62.40			No
Ej el Bombazo	#1	4/18/2024	4/29/2024	No	G			No												13.00			No
Ej el Bombazo	#1	12/3/2024	12/16/2024	No	G			No												6.20			No
El Quiche Bakery Store, Inc.	#1	2/2/2024	2/29/2024	No	G			No												38.60			No
El Quiche Bakery Store, Inc.	#1	6/17/2024	7/11/2024	No	G			No												4.70			No
El Quiche Bakery Store, Inc.	#1	12/3/2024	12/20/2024	No	G			No												34.00			No
Equilon Enterprises LLC	#1	4/30/2024	5/9/2024	No	G			No												4.70			No
Equilon Enterprises LLC	#1	10/30/2024	11/8/2024	No	G			No												4.00			No
Farm Fresh RI Food Hub	#3	4/2/2024	4/10/2024	No	G			No	.005	.01	.019	.01	.025	.367		.005							No
Federal Express Corporation	#1	4/11/2024	5/14/2024	No	G	130		No												1.40			No
Federal Express Corporation	#1	10/8/2024	10/22/2024	No	G	112		No												8.50			No
Federal Express Corporation	#2	4/11/2024	5/14/2024	No	G	130		No												3.30			No
Federal Express Corporation	#2	10/8/2024	10/22/2024	No	G	112		No												1.40			No
Fed-Rick Veal Company, Inc.	#1	4/22/2024	5/6/2024	No	G	1421		No									16	5		4.70	0.50	0.35	No
Fed-Rick Veal Company, Inc.	#1	10/9/2024	10/24/2024	No	G			No									23	10		4.90	2.63	0.27	No
Feed the Checks	#1	6/11/2024	6/24/2024	No	G	67		No												6.70			No
Feed the Checks 2 LLC	#1	6/11/2024	6/24/2024	No	G			No												6.00			No
Feed the Checks 2 LLC	#1	12/23/2024	1/3/2025	No	G			No												43.10			No
Food Corp	#1	2/19/2024	3/13/2024	No	G	1414		No												8.00			No
Food Corp	#1	9/24/2024	10/21/2024	No	G			No												4.00			No
Food Corp	#2	2/19/2024	3/13/2024	No	G	1414		No												8.30			No
Food Corp	#2	6/14/2024	7/15/2024	No	G			No												23.00			No
Food Corp	#2	6/15/2024	7/15/2024	No	G			No												52.00			No
Food Corp	#2	6/16/2024	7/15/2024	No	G			No												6.30			No
Food Corp	#2	9/24/2024	10/21/2024	No	G			No												11.00			No
Fratelli Scialo, LLC	#1	3/4/2024	4/12/2024	No	G			No												100.0			No
Fratelli Scialo, LLC	#1	3/5/2024	4/12/2024	No	G			No												42.00			No
Fratelli Scialo, LLC	#1	3/7/2024	4/12/2024	No	G			No												17.00			No
Fratelli Scialo, LLC	#1	3/8/2024	4/12/2024	No	G			No												49.00			No
Fratelli Scialo, LLC	#1	10/1/2024	10/22/2024	No	G			No												14.00			No
Freeway Car Wash	#1	1/18/2024	2/23/2024	No	G	292		No												5.60			No
Freeway Car Wash	#1	7/26/2024	8/6/2024	No	G	84		No												13.00			No
Freeway Car Wash	#2	1/18/2024	2/23/2024	No	G	822		No												5.50			No
Freeway Car Wash	#2	7/26/2024	8/6/2024	No	G	480		No												13.30			No
Gilbane Building Company	#1	10/22/2024	11/4/2024	No	G			No	.001	.005	.043	.018		.33	.01	.005							No
Golden Crest Nursing Centre	#1	1/2/2024	2/12/2024	No	G	1150		No												3.00			No
Golden Crest Nursing Centre	#1	7/7/2024	8/8/2024	No	G	580		No												6.00			No
Gotham Greens Providence, LLC	#1	6/6/2024	7/11/2024	No	G	1272		No									11	130					No
Gotham Greens Providence, LLC	#1	10/3/2024	11/21/2024	No	G			No									5	3					No

Compliance Monitoring Results for Non-Significant Users
Field's Point - 2024

Company Name	Sample Location	Sample Date	Received Date	NBC Sample	Type	Flow	Volume	CDF	Cd	Cr	Cu	Pb	Ni	Zn	Cn	Ag	BOD	TSS	TTO	O&G	TN	Ammonia	Violation
MCM Technologies	#1	7/15/2024	7/29/2024	No	G			No		.01	.157			.224									No
Mekong Market	#1	1/31/2024	6/5/2024	No	G			No												4.70			No
Mekong Market	#1	7/29/2024	10/2/2024	No	G			No												14.20			No
Miriam Hospital	#1	4/12/2024	5/8/2024	No	G	100		No	.001	.033	2.8	.25	.11	.72		.005							Yes
Miriam Hospital	#1	5/16/2024	5/31/2024	No	G		100	No			.16												No
Miriam Hospital	#1	5/23/2024	5/31/2024	No	G		100	No			.41												No
Miriam Hospital	#1	5/30/2024	6/20/2024	No	G			No			.11												No
Miriam Hospital	#1	6/6/2024	6/20/2024	No	G			No			.09												No
Miriam Hospital	#1	10/4/2024	10/24/2024	No	G			No		.005	.042	.019	.005	.005		.005							No
Miriam Hospital	#2	1/12/2024	2/8/2024	No	G			No	.001	.005	.006	.006	.005	.005		.005							No
Miriam Hospital	#2	4/12/2024	5/8/2024	No	G			No	.001	.005	.018	.007	.005	.013		.005							No
Miriam Hospital	#2	10/4/2024	10/24/2024	No	G			No	.001	.005	.013	.021	.005	.022		.005							No
Moniker Brewing LLC	#1	3/26/2024	4/15/2024	No	G	813		No									92	2					No
Moniker Brewing LLC	#1	10/17/2024	11/4/2024	No	G	120		No									54	2					No
Monro, Inc.	#1	1/28/2024	4/1/2024	No	G			No													0.50		No
Monro, Inc.	#1	7/28/2024	8/13/2024	No	G			No													0.50		No
Moses Brown School	#1	5/16/2024	5/23/2024	No	G	4		No								.092							No
Moses Brown School	#1	10/24/2024	10/30/2024	No	G			No								.035							No
Moses Brown School	#2	1/12/2024	5/23/2024	No	G	4		No								.078							No
Moses Brown School	#2	10/24/2024	10/30/2024	No	G			No								.123							No
Moses Brown School	#3	5/16/2024	5/23/2024	No	G	90		No													5.00		No
Moses Brown School	#3	10/24/2024	10/30/2024	No	G			No													11.20		No
My Car, Incorporated	#1	3/8/2024	3/22/2024	No	G			No													13.00		No
My Car, Incorporated	#1	10/8/2024	10/28/2024	No	G			No													4.00		No
Narragansett Improvement Co.	#1	4/16/2024	5/1/2024	No	G		40	No													0.64		No
Narragansett Improvement Co.	#1	10/4/2024	10/23/2024	No	G	40		No													1.12		No
Nettie's Kettle Corn, LLC	#1	4/20/2024	5/6/2024	No	G	45		No													53.00		No
Nettie's Kettle Corn, LLC	#1	6/25/2024	9/6/2024	No	G			No													8.00		No
Nettie's Kettle Corn, LLC	#1	11/25/2024	1/10/2025	No	G			No													12.00		No
New Sky Market Inc.	#1	4/22/2024	4/22/2024	No	G			No													4.70		No
New Sky Market Inc.	#1	10/31/2024	11/13/2024	No	G			No													4.70		No
Nick's Auto Body, Inc.	#1	4/30/2024	5/10/2024	No	G			No				.006		.583							7.00		No
Nick's Auto Body, Inc.	#1	10/19/2024	11/12/2024	No	G			No				.025		1.41							7.00		No
NNC of Rhode Island, Inc.	#1	1/31/2024	3/14/2024	No	G	2740		No															No
Nueva San Salvador Bakery, Inc.	#1	3/13/2024	5/22/2024	No	G			No													4.90		No
Nueva San Salvador Bakery, Inc.	#1	9/17/2024	10/8/2024	No	G			No													6.30		No
Nunez Fruit Market	#1	1/29/2024	5/2/2024	No	G			No													20.90		No
Olneyville NY System	#1	1/11/2024	2/1/2024	No	G			No													4.70		No
Olneyville NY System	#1	7/8/2024	9/18/2024	No	G			No													1.00		No
Olneyville NY System	#1	12/10/2024	12/10/2024	No	G			No															No
Omni Providence Hotel	#1	12/14/2024	12/30/2024	No	G			No	.005	.01	.011	.01	.025	.032		.005							No
Omni Providence Hotel	#2	12/4/2024	12/30/2024	No	G			No	.005	.01	.01	.01	.025	.319		.005							No
Panaderia El Paisano	#1	1/24/2024	2/6/2024	No	G			No													25.90		No
Panaderia El Paisano	#1	7/18/2024	8/2/2024	No	G			No													12.60		No
Panaderia El Paisano	#1	8/20/2024	8/23/2024	No	G			No													10.00		No
Panaderia El Paisano	#2	5/20/2024	6/14/2024	No	G			No													21.10		No
Panaderia El Quetzal, Inc.	#1	1/22/2024	3/6/2024	No	G			No													5.80		No
Panaderia El Quetzal, Inc.	#1	4/29/2024	5/14/2024	No	G			No													5.20		No
Panaderia El Quetzal, Inc.	#1	9/4/2024	9/24/2024	No	G			No													5.50		No
Peter Pan Bus Lines	#1	1/11/2024	1/22/2024	No	G			No													62.00		No
Peter Pan Bus Lines	#1	4/11/2024	4/22/2024	No	G	130		No													50.00		No
Peter Pan Bus Lines	#1	7/10/2024	7/22/2024	No	G	200		No													110.0		No
Peter Pan Bus Lines	#1	10/28/2024	11/7/2024	No	G	120		No													13.00		No
Pollito Meat Corp.	#1	4/11/2024	5/9/2024	No	G			No													11.00		No
Pollito Meat Corp.	#1	9/24/2024	10/21/2024	No	G			No													11.00		No
Pollito Meat Corp.	#2	4/11/2024	5/9/2024	No	G			No													8.30		No
Pollito Meat Corp.	#2	9/24/2024	10/21/2024	No	G			No													4.60		No
Pollito Meat Corp.	#3	4/11/2024	5/9/2024	No	G			No													0.97		No
Pollito Meat Corp.	#3	9/24/2024	10/21/2024	No	G			No													1.90		No
Portion Meat Associates	#1	3/5/2024	3/22/2024	No	G	102		No									38	26			17.00		No

Compliance Monitoring Results for Non-Significant Users
Field's Point - 2024

Company Name	Sample Location	Sample Date	Received Date	NBC Sample	Type	Flow	Volume	CDF	Cd	Cr	Cu	Pb	Ni	Zn	Cn	Ag	BOD	TSS	TTO	O&G	TN	Ammonia	Violation
Portion Meat Associates	#1	6/27/2024	7/15/2024	No	G	10118		No									6	6		73.60	0.59	0.11	No
Portion Meat Associates	#1	9/17/2024	9/30/2024	No	G	69		No									5	12		17.90	0.61	0.10	No
Portion Meat Associates	#1	12/18/2024	1/2/2025	No	G	102		No									36	7		5.40			No
Prospect CharterCARE RWMC, LLC	#1	4/29/2024	6/20/2024	No	G			No		.02	.058	.02	.05	.05		.01							No
Prospect CharterCARE RWMC, LLC	#1	10/10/2024	12/31/2024	No	G			No		.02	.02	.02	.05	.05		.01							No
Prospect CharterCARE RWMC, LLC (Maude)	#1	4/29/2024	8/20/2024	No	G			No								.135							No
Prospect CharterCARE RWMC, LLC (Maude)	#1	6/14/2024	9/20/2024	No	G			No								.278							No
Prospect CharterCARE RWMC, LLC (Maude)	#1	8/23/2024	9/23/2024	No	G			No								.134							No
Prospect CharterCARE RWMC, LLC (Maude)	#1	10/10/2024	12/31/2024	No	G			No								.05							No
Prospect CharterCARE RWMC, LLC (Maude)	#1	12/13/2024	12/31/2024	No	G			No								.1							No
Prospect CharterCARE RWMC, LLC (Maude)	#3	10/10/2024	12/31/2024	No	G			No		.02	.02	.02	.05	.05		.01							No
Prospect CharterCARE SJHSRI	#1	4/29/2024	7/8/2024	No	G			No	.01	.02	.37	.036	.05	.068		.01							No
Prospect CharterCARE SJHSRI	#1	10/10/2024	12/31/2024	No	G			No	.01	.02	.02	.02	.05	.05		.01							No
Prospect CharterCARE SJHSRI	#3	4/29/2024	7/8/2024	No	G			No	.01	.02	.02	.02	.05	.05		.01							No
Prospect CharterCARE SJHSRI	#3	10/10/2024	12/31/2024	No	G			No	.01	.02	.02	.02	.05	.05		.01							No
Providence Auto Body, Inc.	#1	4/19/2024	6/11/2024	No	G			No		.02	.02	.05	.05								6.10		No
Providence Auto Body, Inc.	#1	10/23/2024	12/16/2024	No	G			No		.038	.02	.05	1.61								6.10		No
Providence Auto Body, Inc.	#2	4/19/2024	6/11/2024	No	G			No		.02	.02	.05	.493								4.70		No
Providence Auto Body, Inc.	#2	10/23/2024	12/16/2024	No	G			No		.02	.02	.05	.422								7.60		No
Providence Auto Body, Inc.	#3	4/19/2024	6/11/2024	No	G			No		.022	.02	.05	1.28								5.10		No
Providence Auto Body, Inc.	#3	10/23/2024	12/16/2024	No	G			No		.02	.02	.05	.306								7.10		No
Providence Brewing Company	#1	4/25/2024	6/28/2024	No	G			No									2560	21					Yes
Providence Brewing Company	#1	7/29/2024	11/25/2024	No	G			No									53						No
Providence Brewing Company	#1	8/5/2024	11/25/2024	No	G			No									97						No
Providence Brewing Company	#1	8/7/2024	11/5/2024	No	G			No									45						No
Providence Brewing Company	#1	8/12/2024	11/25/2024	No	G			No									135						No
Providence Brewing Company	#1	10/28/2024	11/5/2024	No	G			No									63	5					No
Providence College - Hunt-Cavanagh	#1	4/18/2024	5/10/2024	No	G		50	No								.045							No
Providence College - Hunt-Cavanagh	#1	10/22/2024	11/1/2024	No	G		5	No								.017							No
Providence College - Hunt-Cavanagh	#3	4/26/2024	5/10/2024	No	G		50	No								.018							No
Providence College - Hunt-Cavanagh	#3	10/22/2024	11/1/2024	No	G		5	No								.02							No
Providence College - Schneider Arena	#1	2/26/2024	3/7/2024	No	G		500	No		.01	.034	.01	.025	.785									No
Providence College - Schneider Arena	#1	10/23/2024	11/20/2024	No	G		500	No		.02	.05	.02	.05	.374									No
Providence College-Power Plant	#1	4/4/2024	4/17/2024	No	G		500	No		.01	.065	.01	.025	.313		.005							No
Providence College-Power Plant	#1	10/3/2024	10/16/2024	No	G		1000	No		.02	.02	.02	.05	.069		.01							No
Providence College-Power Plant	#1	11/7/2024	10/20/2024	No	G		1000	No		.02	.023	.02	.05	.113		.01							No
Providence College-Power Plant	#2	1/29/2024	3/4/2024	No	G		5000	No		.141	2.76	.14	.554	1.63		.005							Yes
Providence College-Power Plant	#2	3/1/2024	3/27/2024	No	G		5000	No		.043	.227	.026	.194	.79		.005							No
Providence College-Power Plant	#2	3/2/2024	3/27/2024	No	G		5000	No		.039	.178	.023	.174	.705		.005							No
Providence College-Power Plant	#2	3/3/2024	3/27/2024	No	G		5000	No		.038	.162	.022	.169	.686		.005							No
Providence College-Power Plant	#2	3/7/2024	3/27/2024	No	G		5000	No		.045	.796	.034	.146	.479		.005							No
Providence College-Power Plant	#2	4/4/2024	4/17/2024	No	G		5000	No		.01	.136	.01	.025	.08		.005							No
Providence College-Power Plant	#2	8/27/2024	9/10/2024	No	G		7000	No		.021	.407	.02	.05	.124		.01							No
Providence Public Schools	#1	4/19/2024	8/21/2024	No	G			No													4.70		No
Providence Public Schools	#1	10/11/2024	12/10/2024	No	G			No													5.50		No
Providence Water Supply Board	#1	4/1/2024	4/15/2024	No	G		500	No													6.00		No
Providence Water Supply Board	#1	10/29/2024	11/12/2024	No	G		500	No													13.00		No
PRRC, Inc	#1	5/7/2024	5/20/2024	No	G			No													11.60		No
PRRC, Inc	#1	9/19/2024	11/13/2024	No	G			No													18.00		No
PRRC, Inc.	#1	5/16/2024	7/18/2024	No	G			No													18.10		No
PRRC, Inc.	#1	10/22/2024	11/13/2024	No	G			No													2.50		No
Pure Haven, LLC	#1	1/5/2024	1/22/2024	No	G			No													1.70		No
Pure Haven, LLC	#1	7/25/2024	9/13/2024	No	G			No													1.90		No
Quality Spraying Technologies, Inc.	#1	1/15/2024	2/16/2024	No	C			No			.077		.025	.034									No
Quality Spraying Technologies, Inc.	#1	7/15/2024	7/29/2024	No	C			No			.014		.025	.025									No
Quality Spraying Technologies, Inc.	#2	1/15/2024	2/16/2024	No	G			No			.016			.044							0.024		No
Quality Spraying Technologies, Inc.	#2	7/15/2024	7/29/2024	No	G			No			.01			.025							0.044		No
Quality Spraying Technologies, Inc.	#3	1/15/2024	2/16/2024	No	G			No													4.70		No
Quality Spraying Technologies, Inc.	#3	7/15/2024	7/29/2024	No	G			No													7.50		No
R.I. Beef & Veal, Inc	#1	4/3/2024	4/15/2024	No	G		396	No									3	5		4.70	0.20		No

Compliance Monitoring Results for Non-Significant Users
Field's Point - 2024

Company Name	Sample Location	Sample Date	Received Date	NBC Sample	Type	Flow	Volume	CDF	Cd	Cr	Cu	Pb	Ni	Zn	Cn	Ag	BOD	TSS	TTO	O&G	TN	Ammonia	Violation
R.I. Beef & Veal, Inc	#1	4/10/2024	6/24/2024	No	G	337		No									3	5		4.70	0.67		No
R.I. Beef & Veal, Inc	#1	9/20/2024	9/30/2024	No	G	404		No									3	5		4.70	0.20	0.10	No
R.I. Beef & Veal, Inc	#1	12/11/2024	12/26/2024	No	G	352		No									3	5		4.70	0.26		No
R.I. Hospital - Hasbro Childrens	#1	7/15/2024	8/20/2024	No	G			No	.005	.005	.05	.005	.005	.46		.01							No
R.I. Provision Company	#1	3/20/2024	4/5/2024	No	G			No									130	42		41.00	6.50	0.10	No
R.I. Provision Company	#1	10/1/2024	10/16/2024	No	G	2020		No									610	1200		370.0	70.0	0.53	Yes
R.I. Provision Company	#1	11/6/2024	12/17/2024	No	G	898		No												1.00			No
R.I. Provision Company	#1	11/15/2024	12/17/2024	No	G	1429		No												63.00			No
R.I. Provision Company	#1	11/22/2024	12/17/2024	No	G	404		No												96.00			No
R.I. Provision Company	#1	12/3/2024	12/17/2024	No	G	150		No												13.00			No
R.I.P.T.A. - 705 Elmwood	#1	1/19/2024	2/1/2024	No	G	23449		No			.082	.007	.006	.6						8.40			No
R.I.P.T.A. - 705 Elmwood	#1	4/10/2024	4/29/2024	No	G	6272		No			.009	.005	.005	.16						7.40			No
R.I.P.T.A. - 705 Elmwood	#1	7/17/2024	8/8/2024	No	G	4906		No			.098	.005	.005	1.3						22.00			No
R.I.P.T.A. - 705 Elmwood	#1	10/23/2024	11/27/2024	No	G			No			.022	.015	.005	.32						18.00			No
R.I.P.T.A. - 750 Elmwood	#1	1/19/2024	2/1/2024	No	G	23689		No			.32	.036	.015	1.2						22.00			No
R.I.P.T.A. - 750 Elmwood	#1	4/10/2024	4/29/2024	No	G	27989		No			.55	.13	.017	1.7						64.00			No
R.I.P.T.A. - 750 Elmwood	#1	7/17/2024	8/8/2024	No	G	3362		No			.3	.093	.005	2.8						32.00			Yes
R.I.P.T.A. - 750 Elmwood	#1	8/14/2024	8/27/2024	No	G			No						2.5									No
R.I.P.T.A. - 750 Elmwood	#1	8/15/2024	8/27/2024	No	G			No						2.65									Yes
R.I.P.T.A. - 750 Elmwood	#1	8/16/2024	8/27/2024	No	G			No						2.6									No
R.I.P.T.A. - 750 Elmwood	#1	9/9/2024	9/12/2024	No	G			No						.16									No
R.I.P.T.A. - 750 Elmwood	#1	10/23/2024	11/27/2024	No	G			No			.22	.022	.059	.24						12.00			No
R.I.P.T.A. - 750 Elmwood	#1	11/21/2024	11/27/2024	No	G			No						.1									No
R.I.P.T.A.-269 Melrose	#1	1/19/2024	2/1/2024	No	G			No												8.20			No
R.I.P.T.A.-269 Melrose	#1	4/10/2024	4/29/2024	No	G			No												5.50			No
R.I.P.T.A.-269 Melrose	#1	7/17/2024	8/8/2024	No	G	23434		No												1.40			No
R.I.P.T.A.-269 Melrose	#1	10/23/2024	11/27/2024	No	G			No												4.95			No
R.I.P.T.A.-269 Melrose	#2	1/19/2024	2/1/2024	No	G			No												11.00			No
R.I.P.T.A.-269 Melrose	#2	4/10/2024	4/29/2024	No	G			No												7.50			No
R.I.P.T.A.-269 Melrose	#2	10/23/2024	11/27/2024	No	G			No												15.00			No
Real's Fine Italian Cuisine	#1	1/2/2024	1/19/2024	No	G	448		No												8.00			No
Real's Fine Italian Cuisine	#1	7/15/2024	7/31/2024	No	G			No												3.00			No
Refresh Auto Wash	#1	7/17/2024	8/13/2024	No	G			No												5.00			No
Regency Plaza	#1	10/10/2024	10/24/2024	No	G		1800	No	.01	.02	.031	.02	.05	.13		.01							No
Regency Plaza - West Building #2	#1	10/10/2024	10/24/2024	No	G		1600	No	.01	.02	.076	.02	.05	.05		.01							No
Rhed's LLC	#1	4/18/2024	5/8/2024	No	G			No									300	76		14.00			No
Rhed's LLC	#1	10/23/2024	11/14/2024	No	G	135		No									240	60		10.00	7.90	1.80	No
Rhode Island College - Connection 2	#1	4/22/2024	5/24/2024	No	G			No								.03							No
Rhode Island College - Connection 2	#1	10/16/2024	10/31/2024	No	G			No								.039							No
Rhode Island College - Connection 2	#2	4/22/2024	5/24/2024	No	G			No								.5							Yes
Rhode Island College - Connection 2	#2	4/29/2024	5/24/2024	No	G			No								.019							No
Rhode Island College - Connection 2	#2	4/30/2024	5/24/2024	No	G			No								.01							No
Rhode Island College - Connection 2	#2	5/1/2024	5/24/2024	No	G			No								.014							No
Rhode Island College - Connection 2	#2	5/2/2024	5/24/2024	No	G			No								.005							No
Rhode Island College - Connection 2	#2	10/16/2024	10/31/2024	No	G			No								.065							No
Rhode Island College - Connection 2	#3	4/22/2024	5/24/2024	No	G			No								.01							No
Rhode Island College - Connection 2	#3	10/16/2024	10/31/2024	No	G			No								.011							No
Rhode Island Convention Center	#1	1/17/2024	1/29/2024	No	G			No												5.00			No
Rhode Island Convention Center	#1	7/12/2024	7/18/2024	No	G			No												4.80			No
Rhode Island Convention Center	#1	9/18/2024	9/27/2024	No	G			No												5.00			No
Rhode Island Hospital	#1	4/11/2024	5/7/2024	No	G			No	.004	.005	.064	.005	.005	.024		.005							No
Rhode Island Hospital	#1	10/14/2024	11/4/2024	No	G			No	.004	.005	.02	.005	.005	.029		.005							No
Rhode Island Hospital	#2	4/11/2024	5/7/2024	No	G			No	.004	.022	.02	.007	.005	.47		.005							No
Rhode Island Hospital	#2	10/14/2024	11/4/2024	No	G			No	.004	.005	.02	.025	.006	.351		.005							No
Rhode Island Hospital	#2	11/27/2024	12/4/2024	No	G			No	.005	.025	.005	.025	.025	.58		.025							No
Rhode Island Hospital	#3	4/11/2024	5/7/2024	No	G			No	.004	.005	.036	.005	.005	.654		.005							No
Rhode Island Hospital	#3	10/14/2024	11/4/2024	No	G			No	.004	.005	.073	.005	.005	.244		.005							No
Rhode Island Hospital	#3	11/27/2024	12/4/2024	No	G			No	.001	.005	.03	.006	.005	.12		.005							No
Rhode Island Hospital	#4	4/11/2024	5/7/2024	No	G			No	.004	.005	.02	.005	.005	.098		.005							No
Rhode Island Hospital	#4	10/14/2024	11/4/2024	No	G			No	.004	.005	.048	.005	.005	.275		.005							No

Compliance Monitoring Results for Non-Significant Users
Field's Point - 2024

Company Name	Sample Location	Sample Date	Received Date	NBC Sample	Type	Flow	Volume	CDF	Cd	Cr	Cu	Pb	Ni	Zn	Cn	Ag	BOD	TSS	TTO	O&G	TN	Ammonia	Violation	
Rhode Island Hospital	#4	11/27/2024	12/4/2024	No	G			No	.001	.005	.04	.014	.005	.32		.005							No	
Rich Group	#1	1/24/2024	2/8/2024	No	G			No													22.00		No	
Rich Group	#1	7/23/2024	8/2/2024	No	G			No													7.70		No	
RISD - Benson Hall	#1	4/2/2024	4/19/2024	No	G	224		No	.01	.02	.067	.02	.05	.268		.01		71					No	
RISD - Benson Hall	#1	10/11/2024	10/24/2024	No	G	30		No	.005	.01	.23	.01	.025	.484		.005		102					No	
RISD - College Building	#1	4/2/2024	4/19/2024	No	C	972		No		.02	.02			.05			192	48					No	
RISD - College Building	#1	10/15/2024	10/24/2024	No	C	130		No		.01	.038			.733			21	18					No	
RISD - Design Center	#1	4/2/2024	4/19/2024	No	G	598		No								.417							No	
RISD - Design Center	#1	10/11/2024	10/21/2024	No	G	45		No								.64							Yes	
RISD - Design Center	#1	10/25/2024	11/7/2024	No	G	110		No								.357							No	
RISD - Design Center	#1	10/28/2024	11/7/2024	No	G	250		No								.056							No	
RISD - Design Center	#1	11/4/2024	11/12/2024	No	G	50		No								.059							No	
RISD - Design Center	#1	11/11/2024	11/21/2024	No	G	160		No								.291							No	
RISD - Design Center	#3	4/2/2024	4/19/2024	No	G	972		No		.02	.02			.762									No	
RISD - Design Center	#3	10/11/2024	10/24/2024	No	G	45		No		.01	.122			.244									No	
RISD - Mason (CIT) Building	#1	4/2/2024	4/19/2024	No	G	673		No		.04	1.02			.236									No	
RISD - Mason (CIT) Building	#1	10/11/2024	10/21/2024	No	G	20		No		.01	1.26			.942									Yes	
RISD - Mason (CIT) Building	#1	10/25/2024	11/7/2024	No	G	50		No			.532												No	
RISD - Mason (CIT) Building	#1	10/28/2024	11/7/2024	No	G			No			.266												No	
RISD - Mason (CIT) Building	#1	11/4/2024	11/12/2024	No	G	50		No			.15												No	
RISD - Mason (CIT) Building	#1	11/11/2024	11/21/2024	No	G	50		No			.147												No	
RISD - Mason (CIT) Building	#2	10/16/2024	10/23/2024	No	G			No	.01	.02	.14	.02	.05	.161		.01							No	
RISD - Metcalf Building	#1	10/16/2024	10/23/2024	No	G			No	.01	.02	.107	.02	.05	.05		.01							No	
RISD - Washington Building	#1	4/2/2024	4/19/2024	No	G	160		No		.02	.042			.05									No	
RISD - Washington Building	#1	10/11/2024	10/24/2024	No	G	160		No		.01	.148			.127									No	
RISD - Winston Clock Tower	#1	10/16/2024	10/23/2024	No	G			No	.01	.02	.207	.02	.05	.061		.01							No	
Rosa Mia Pizza and More	#1	2/12/2024	2/27/2024	No	G			No													6.40		No	
Rosa Mia Pizza and More	#1	9/4/2024	10/9/2024	No	G			No													8.50		No	
Rosario Meat Market	#1	6/11/2024	6/25/2024	No	G	67		No													3.00		No	
Rosario Meat Market	#1	12/9/2024	12/23/2024	No	G	105		No													2.00		No	
S.B. Winsor Dairy	#1	6/13/2024	8/26/2024	No	G			No													10.00		No	
S.B. Winsor Dairy	#1	12/12/2024	1/15/2025	No	G			No													4.00		No	
Sage Manufacturing Company, Inc.	#1	1/4/2024	1/16/2024	No	G	149		No													2.50		No	
Sage Manufacturing Company, Inc.	#1	7/15/2024	7/26/2024	No	G	150		No													2.10		No	
Sal's Bakery	#1	4/17/2024	4/24/2024	No	G			No													32.60		No	
Sal's Bakery	#1	10/10/2024	10/21/2024	No	G			No													7.40		No	
Seven Stars Bakery (Royal Little Dr.)	#1	3/28/2024	4/11/2024	No	G			No									200	2			0.50		No	
Seven Stars Bakery (Royal Little Dr.)	#1	4/29/2024	5/14/2024	No	G			No									120	2			0.50		No	
Seven Stars Bakery (Royal Little Dr.)	#1	5/6/2024	5/20/2024	No	G			No									200	2			0.50		No	
Seven Stars Bakery (Royal Little Dr.)	#1	5/13/2024	5/22/2024	No	G			No									200	2			0.50		No	
Seven Stars Bakery (Royal Little Dr.)	#1	5/28/2024	6/4/2024	No	G			No									1500	300			38.00		No	
Seven Stars Bakery (Royal Little Dr.)	#1	8/13/2024	10/11/2024	No	G			No									690	260			55.00	22.0	0.10	No
Shakedown Street, LLC	#1	4/20/2024	5/6/2024	No	G			No													26.50		No	
Shakedown Street, LLC	#1	10/8/2024	10/18/2024	No	G			No													40.20		No	
Shaw's Supermarket Store #4443	#1	1/22/2024	2/15/2024	No	G	334		No													67.80		No	
Shaw's Supermarket Store #4443	#1	1/24/2024	2/15/2024	No	G	313		No													116.0		No	
Shaw's Supermarket Store #4443	#1	1/29/2024	2/15/2024	No	G	296		No													108.0		No	
Shaw's Supermarket Store #4443	#1	2/26/2024	2/15/2024	No	G	314		No													109.0		No	
Shaw's Supermarket Store #4443	#1	3/12/2024	4/30/2024	No	G	345		No													150.0		Yes	
Shaw's Supermarket Store #4443	#1	4/17/2024	5/9/2024	No	G	334		No													226.0		Yes	
Shaw's Supermarket Store #4443	#1	5/8/2024	6/6/2024	No	G	403		No													124.0		No	
Shaw's Supermarket Store #4443	#1	5/10/2024	6/6/2024	No	G	469		No													102.0		No	
Shaw's Supermarket Store #4443	#1	5/14/2024	6/6/2024	No	G	405		No													70.60		No	
Shaw's Supermarket Store #4443	#1	5/17/2024	6/6/2024	No	G	411		No													65.30		No	
Shaw's Supermarket Store #4443	#1	6/3/2024	6/14/2024	No	G	390		No													141.0		Yes	
Shaw's Supermarket Store #4443	#1	7/1/2024	7/25/2024	No	G	425		No													45.00		No	
Shaw's Supermarket Store #4443	#1	7/3/2024	7/25/2024	No	G	465		No													67.00		No	
Shaw's Supermarket Store #4443	#1	7/5/2024	7/25/2024	No	G	715		No													44.20		No	
Shaw's Supermarket Store #4443	#1	7/8/2024	7/25/2024	No	G	535		No													68.30		No	
Shaw's Supermarket Store #4443	#1	9/10/2024	10/3/2024	No	G	580		No													158.0		Yes	

Compliance Monitoring Results for Non-Significant Users
Field's Point - 2024

Company Name	Sample Location	Sample Date	Received Date	NBC Sample	Type	Flow	Volume	CDF	Cd	Cr	Cu	Pb	Ni	Zn	Cn	Ag	BOD	TSS	TTO	O&G	TN	Ammonia	Violation	
Tower Manufacturing Corp.	#1	4/2/2024	4/24/2024	No	C		20	No	.005		.01			.025									No	
Tower Manufacturing Corp.	#1	7/2/2024	7/24/2024	No	C			450	No	.02	.289			.05									No	
Tower Manufacturing Corp.	#1	10/3/2024	10/24/2024	No	C	45		No	.01		.042			.053									No	
Tower Manufacturing Corp.	#3	1/4/2024	1/24/2024	No	G			No													2.00		No	
Tower Manufacturing Corp.	#3	7/2/2024	7/24/2024	No	G			No													2.00		No	
Travelers Auto Body, Inc.	#1	4/1/2024	4/9/2024	No	G			No			.011			.18							0.60		No	
Travelers Auto Body, Inc.	#1	10/29/2024	11/7/2024	No	G			No			.005			.005							0.87		No	
U.S. Postal Service - P&DC	#3	10/3/2024	10/9/2024	No	G		2100	No	.01	.02	.087	.02	.05	.066		.01							No	
Union Station Brewery	#1	4/30/2024	5/13/2024	No	C			No									5450	64					Yes	
Union Station Brewery	#1	5/22/2024	5/30/2024	No	C			No									613						No	
Union Station Brewery	#1	6/6/2024	6/14/2024	No	C			No									642						No	
Union Station Brewery	#1	6/13/2024	6/26/2024	No	C			No									830						No	
Union Station Brewery	#1	6/14/2024	6/26/2024	No	C			No									875						No	
Union Station Brewery	#1	12/8/2024	12/18/2024	No	C		15	No									3	5					No	
Union Supermarket & Restaurant	#1	5/15/2024	11/19/2024	No	G			No													5.00		No	
Union Supermarket & Restaurant	#1	10/16/2024	11/19/2024	No	G			No													5.50		No	
United States Postal Service - Providence VMF	#1	1/8/2024	1/16/2024	No	G			No				.056		1.6							28.00		No	
United States Postal Service - Providence VMF	#1	7/8/2024	7/15/2024	No	G			No				.077		.68							24.00		No	
Urban Greens	#1	4/16/2024	6/25/2024	No	G	762		No													228.0		Yes	
Urban Greens	#1	7/8/2024	7/11/2024	No	G	136		No													169.0		Yes	
Urban Greens	#1	7/15/2024	7/22/2024	No	G	120		No													348.0		Yes	
Urban Greens	#1	7/22/2024	7/26/2024	No	G	120		No													64.30		No	
Urban Greens	#1	8/5/2024	8/9/2024	No	G			No													5.60		No	
Urban Greens	#1	8/14/2024	8/19/2024	No	G	113		No													9.00		No	
Urban Greens	#1	8/19/2024	8/26/2024	No	G	136		No													6.00		No	
Urban Greens	#1	10/8/2024	10/17/2024	No	G	249		No													51.30		No	
Vasilios Pizza	#1	2/15/2024	3/14/2024	No	G			No													17.00		No	
Vasilios Pizza	#1	7/23/2024	8/13/2024	No	G		15	No													91.60		No	
Vasilios Pizza	#1	11/1/2024	11/20/2024	No	G			No													487.0		Yes	
Vasilios Pizza	#1	12/4/2024	1/9/2025	No	G			No													6.10		No	
Vasilios Pizza	#1	12/9/2024	1/9/2025	No	G			No													12.70		No	
Vasilios Pizza	#1	12/17/2024	1/9/2025	No	G			No													25.00		No	
Vasilios Pizza	#1	12/24/2024	1/9/2025	No	G			No													12.90		No	
Venda Ravioli - Royal Little Drive	#1	1/22/2024	2/1/2024	No	G			No													104.0		No	
Venda Ravioli - Royal Little Drive	#1	6/28/2024	7/17/2024	No	G	2498		No													37.00		No	
Venda Ravioli - Royal Little Drive	#1	8/13/2024	8/26/2024	No	G	188		No													85.00		No	
Venda Ravioli - Royal Little Drive	#1	8/14/2024	8/26/2024	No	G	108		No													59.00		No	
Venda Ravioli - Royal Little Drive	#1	10/23/2024	11/5/2024	No	G	2805		No													19.00		No	
Veranex	#1	10/1/2024	10/28/2024	No	G			No	.01	.02				.203									No	
Veranex	#1	11/5/2024	11/14/2024	No	G			No	.005	.01				.224									No	
Veranex	#2	10/2/2024	10/28/2024	No	G			No													4.70		No	
Veranex	#2	11/5/2024	11/14/2024	No	G			No													4.70		No	
Virginia & Spanish Peanut Co.	#1	1/9/2024	1/22/2024	No	G	8		No													4.70		No	
Virginia & Spanish Peanut Co.	#1	7/8/2024	7/22/2024	No	G			No													4.70		No	
V-Mart	#1	7/26/2024	9/12/2024	No	G			No													32.80		No	
V-Mart	#1	8/2/2024	9/12/2024	No	G			No													85.50		No	
V-Mart	#1	8/9/2024	9/12/2024	No	G			No													31.00		No	
V-Mart	#1	8/15/2024	9/11/2024	No	G			No													65.30		No	
V-Mart	#1	12/19/2024	1/24/2025	No	G			No													8.00		No	
Walsh's Auto Body and Sales, Inc.	#1	1/31/2024	3/7/2024	No	G	15		No													5.20		No	
Walsh's Auto Body and Sales, Inc.	#1	7/30/2024	8/8/2024	No	G		15	No													4.80		No	
Warwick Poultry Company Inc.	#1	3/5/2024	3/14/2024	No	G	180		No									38	45			5.20		No	
Warwick Poultry Company Inc.	#1	9/4/2024	9/18/2024	No	G			No									86	120			2.70	18.0	3.70	No
Whisk Me Away Bakehouse	#1	5/28/2024	6/13/2024	No	G			No													0.78		No	
Whole Foods Market Group, Inc.	#1	3/1/2024	3/11/2024	No	G			No													78.00		No	
Whole Foods Market Group, Inc.	#1	4/19/2024	5/8/2024	No	G			No													54.00		No	
Whole Foods Market Group, Inc.	#1	7/26/2024	8/9/2024	No	G			No													100.0		No	
Whole Foods Market Group, Inc.	#1	11/15/2024	12/2/2024	No	G			No													81.00		No	
Whole Foods Market, Inc.	#1	2/28/2024	3/11/2024	No	G			No													100.0		No	
Whole Foods Market, Inc.	#1	8/27/2024	9/10/2024	No	G			No													56.00		No	

Compliance Monitoring Results for Non-Significant Users
Field's Point - 2024

Company Name	Sample Location	Sample Date	Received Date	NBC Sample	Type	Flow	Volume	CDF	Cd	Cr	Cu	Pb	Ni	Zn	Cn	Ag	BOD	TSS	TTO	O&G	TN	Ammonia	Violation
William M. Davies Jr. Career & Tech. High School	#1	6/21/2024	7/3/2024	No	G			No												14.00			No
William M. Davies Jr. Career & Tech. High School	#1	12/3/2024	1/16/2025	No	G			No												6.70			No
Willowick Residential	#1	7/24/2024	9/9/2024	No	G			No												4.70			No
Women & Infants' Hospital	#1	4/25/2024	5/14/2024	No	G			No	.005	.01	.058	.01	.025	.017	.005	.005							No
Women & Infants' Hospital	#1	10/29/2024	11/7/2024	No	G			No	.005	.01	.028	.01	.025	.065	.005	.005							No
Women & Infants' Hospital	#2	4/25/2024	5/14/2024	No	G			No	.005	.01	.014	.01	.025	.017	.005	.005							No
Women & Infants' Hospital	#2	10/29/2024	11/7/2024	No	G			No	.005	.01	.019	.01	.025	.045	.005	.005							No
Women & Infants' Hospital	#3	10/29/2024	11/7/2024	No	G			No	.005	.01	.01	.01	.025	.025	.005	.005							No
WT Terminal Providence, LLC	#1	1/10/2024	2/16/2024	No	G	60362		No										21		4.80			No
WT Terminal Providence, LLC	#1	1/25/2024	2/16/2024	No	G	14382		No										5		4.80			No
WT Terminal Providence, LLC	#1	2/28/2024	3/18/2024	No	G	22571		No										5		4.90			No
WT Terminal Providence, LLC	#1	2/29/2024	3/18/2024	No	G	5463		No										5		4.70			No
WT Terminal Providence, LLC	#1	3/25/2024	4/8/2024	No	G	85155		No										5	0.001	4.70			No
WT Terminal Providence, LLC	#1	3/28/2024	4/8/2024	No	G	1331		No										5		4.70			No
WT Terminal Providence, LLC	#1	4/12/2024	5/9/2024	No	G	30475		No										5		4.70			No
WT Terminal Providence, LLC	#1	4/22/2024	5/9/2024	No	G	3628		No										5		4.70			No
WT Terminal Providence, LLC	#1	5/6/2024	6/10/2024	No	G	12686		No										22		4.70			No
WT Terminal Providence, LLC	#1	5/16/2024	6/10/2024	No	G	51124		No										28		4.70			No
WT Terminal Providence, LLC	#1	6/24/2024	7/15/2024	No	G	217008		No										5	0.010	4.80			No
WT Terminal Providence, LLC	#1	6/28/2024	7/15/2024	No	G	548		No										5		4.90			No
WT Terminal Providence, LLC	#1	7/12/2024	8/13/2024	No	G	3534		No										5		4.70			No
WT Terminal Providence, LLC	#1	7/24/2024	8/13/2024	No	G	7068		No										5		8.10			No
WT Terminal Providence, LLC	#1	8/2/2024	9/9/2024	No	G			No										5		4.80			No
WT Terminal Providence, LLC	#1	8/7/2024	9/9/2024	No	G	105216		No										5		4.70			No
WT Terminal Providence, LLC	#1	9/23/2024	10/15/2024	No	G	2945		No										5	0.001	4.70			No
WT Terminal Providence, LLC	#1	9/27/2024	10/15/2024	No	G	141360		No										5	0.001	4.70			No
WT Terminal Providence, LLC	#1	10/8/2024	11/19/2024	No	G	3588		No										5		4.70			No
WT Terminal Providence, LLC	#1	11/11/2024	12/16/2024	No	G	3588		No										5		4.70			No
WT Terminal Providence, LLC	#1	11/22/2024	12/16/2024	No	G	157872		No										5		4.70			No
WT Terminal Providence, LLC	#1	12/11/2024	1/10/2025	No	G	559728		No										5	0.010	4.70			No
WT Terminal Providence, LLC	#1	12/19/2024	1/10/2025	No	G	86112		No										5		4.70			No
WT Terminal Providence, LLC	#2	1/10/2024	2/16/2024	No	G	212315		No										8		4.80			No
WT Terminal Providence, LLC	#2	1/25/2024	2/16/2024	No	G	76975		No										5		4.80			No
WT Terminal Providence, LLC	#2	2/28/2024	3/18/2024	No	G	463		No										5		4.70			No
WT Terminal Providence, LLC	#2	2/29/2024	3/18/2024	No	G	48997		No										5		4.70			No
WT Terminal Providence, LLC	#2	3/25/2024	4/8/2024	No	G	147981		No										5	0.001	4.70			No
WT Terminal Providence, LLC	#2	3/28/2024	4/8/2024	No	G	38217		No										5		4.80			No
WT Terminal Providence, LLC	#2	4/12/2024	5/9/2024	No	G	53259		No										5		4.70			No
WT Terminal Providence, LLC	#2	4/22/2024	5/9/2024	No	G	14534		No										5		4.70			No
WT Terminal Providence, LLC	#2	5/6/2024	6/10/2024	No	G	22823		No										10		9.90			No
WT Terminal Providence, LLC	#2	5/16/2024	6/10/2024	No	G	87951		No										5		4.70			No
WT Terminal Providence, LLC	#2	6/24/2024	7/16/2024	No	G	28828		No										5	0.009	4.80			No
WT Terminal Providence, LLC	#2	6/28/2024	7/15/2024	No	G	37508		No										5		4.80			No
WT Terminal Providence, LLC	#2	7/12/2024	8/13/2024	No	G	10602		No										5		4.80			No
WT Terminal Providence, LLC	#2	7/24/2024	8/13/2024	No	G			No										5		4.80			No
WT Terminal Providence, LLC	#2	8/2/2024	9/9/2024	No	G			No										5		4.90			No
WT Terminal Providence, LLC	#2	8/7/2024	9/9/2024	No	G	59274		No										5		4.80			No
WT Terminal Providence, LLC	#2	9/23/2024	10/15/2024	No	G	31946		No										9		4.80			No
WT Terminal Providence, LLC	#2	9/27/2024	10/15/2024	No	G	28275		No										5	0.001	4.80			No
WT Terminal Providence, LLC	#2	10/8/2024	11/19/2024	No	G	24553		No										5		4.70			No
WT Terminal Providence, LLC	#2	11/11/2024	12/16/2024	No	G	2502		No										5		4.80			No
WT Terminal Providence, LLC	#2	11/22/2024	12/16/2024	No	G	59763		No										7		4.70			No
WT Terminal Providence, LLC	#2	12/11/2024	1/10/2025	No	G	224461		No										8	0.010	4.70			No
WT Terminal Providence, LLC	#2	12/20/2024	1/10/2025	No	G	49618		No										9		4.70			No
Yacht Club Bottling Works, Inc.	#1	1/18/2024	1/31/2024	No	G	5149		No									8	5					No
Yacht Club Bottling Works, Inc.	#1	7/30/2024	8/15/2024	No	G			No									8	4					No

***COMPLIANCE MONITORING
RESULTS FOR NON-SIGNIFICANT
USERS***

BUCKLIN POINT

COMPLIANCE MONITORING LEGEND

Parameter Legend

Cd = Cadmium

Cr = Chromium

Cu = Copper

Pb = Lead

Ni = Nickel

Ag = Silver

Zn = Zinc

CN = Cyanide

Hg = Mercury

Mo = Molybdenum

As = Arsenic

Sn = Tin

Se = Selenium

O & G = Oil and Grease

BOD = Biochemical Oxygen Demand

TSS = Total Suspended Solids

TTO = Total Toxic Organics

TRC = Total Residual Chlorine

TKN = Total Kjeldahl Nitrogen

Sample Legend

C = Composite Sample

G = Grab Sample

CDF = Concentrated Discharge Formula

Compliance Monitoring Results for Non-Significant Users
Bucklin Point - 2024

Company Name	Sample Location	Sample Date	Received Date	NBC Sample	Type	Flow	Volume	CDF	Cd	Cr	Cu	Pb	Ni	Zn	Cn	Ag	BOD	TSS	O&G	TN	NH ₃	Violation
3 Flags Bakery	#1	3/22/2024	4/25/2024	No	G			No											31.4			No
3 Flags Bakery	#1	9/27/2024	11/20/2024	No	G			No											17.8			No
930 Main Street LLC	#1	4/15/2024	5/1/2024	No	G			No											4.7			No
Accu-Care Supply	#1	7/30/2024	8/30/2024	No	G		300	No									9					No
Alves and Sons Bakery	#1	5/6/2024	5/31/2024	No	G	449		No											11.0			No
Alves and Sons Bakery	#1	12/16/2024	1/6/2025	No	G			No											56.0			No
Amica Mutual Insurance Co. - 10	#1	11/5/2024	12/3/2024	No	G			No	0.001	0.005	0.079	0.009	0.005	0.170		0.005						No
Amica Mutual Insurance Co. - 25	#1	1/19/2024	2/2/2024	No	G			No											7.3			No
Amica Mutual Insurance Co. - 25	#1	7/16/2024	7/25/2024	No	G			No											4.8			No
Amica Mutual Insurance Co. - 25	#3	11/5/2024	12/3/2024	No	G			No	0.001	0.005	0.160	0.012	0.005	0.240		0.005						No
Amica Mutual Insurance Co. - 50	#1	11/5/2024	12/3/2024	No	G			No	0.001	0.005	0.180	0.011	0.005	1.000		0.005						No
Amica Mutual Insurance Co.-100	#1	1/19/2024	2/2/2024	No	G			No											2.3			No
Amica Mutual Insurance Co.-100	#1	7/16/2024	7/25/2024	No	G			No											1.0			No
Amica Mutual Insurance Co.-100	#2	11/22/2024	12/3/2024	No	G			No	0.001	0.005	0.098	0.015	0.005	1.000		0.005						No
Bachini's Bakery	#1	5/31/2024	6/13/2024	No	G	7		No											2.0			No
Bachini's Bakery	#1	12/17/2024	12/30/2024	No	G			No											4.0			No
Bank of America	#2	7/10/2024	8/14/2024	No	G			No		0.010	0.030	0.020	0.020	0.367		0.005						No
Bank of America	#2	10/29/2024	11/14/2024	No	G		2400	No		0.020	0.047	0.020	0.050	0.973		0.010						No
Bento Nouveau, Inc.	#1	4/4/2024	4/16/2024	No	G	1430		No									590	240				No
Bento Nouveau, Inc.	#1	5/7/2024	5/28/2024	No	G	2257		No									1500	880		13.000	0.10	No
Bento Nouveau, Inc.	#1	8/13/2024	12/4/2024	No	G			No									670	640		22.000	0.10	No
Bento Nouveau, Inc.	#1	11/5/2024	12/4/2024	No	G			No									640	250				No
Bernardo Manufacturing	#1	1/9/2024	1/18/2024	No	G		300	No	0.010		0.020	0.020	0.050	0.050								No
Bernardo Manufacturing	#1	7/11/2024	7/18/2024	No	G		375	No	0.015		0.020	0.020	0.050	0.050								No
Broadway Car Wash	#1	1/18/2024	2/23/2024	No	G			No											6.0			No
Broadway Car Wash	#1	7/26/2024	8/6/2024	No	G			No											15.5			No
Butterbang, LLC	#1	1/17/2024	2/5/2024	No	G	89		No											80.4			No
Butterbang, LLC	#1	7/24/2024	8/5/2024	No	G			No											175.0			Yes
Butterbang, LLC	#1	8/21/2024	8/29/2024	No	G			No											51.2			No
Butterbang, LLC	#1	8/29/2024	9/10/2024	No	G			No											59.5			No
Butterbang, LLC	#1	9/5/2024	9/11/2024	No	G			No											19.9			No
Butterbang, LLC	#1	9/11/2024	9/24/2024	No	G	49		No											115.0			No
Calise & Sons Bakery	#1	4/11/2024	6/28/2024	No	G			No									1870	410				No
Calise & Sons Bakery	#1	10/31/2024	12/13/2024	No	G			No									1310	390	47.1	70.400	18.80	No
CAMRAC, LLC	#1	4/30/2024	5/31/2024	No	G		500	No											5.1			No
CAMRAC, LLC	#1	10/25/2024	11/29/2024	No	G		500	No											7.8			No
Care New England Health System	#2	4/5/2024	4/22/2024	No	G			No	0.010	0.020	0.140	0.020	0.050	0.063		0.010						No
Care New England Health System	#2	10/11/2024	11/1/2024	No	G	10095		No	0.010	0.020	0.628	0.020	0.050	0.097		0.010						No
Catanzaro Food Products, Inc.	#1	1/30/2024	2/22/2024	No	G		60	No											8	14.2		No
Catanzaro Food Products, Inc.	#1	6/27/2024	7/16/2024	No	G	60		No									220	80	33.0	0.650	93.00	No
Cave, LLC	#1	6/13/2024	6/28/2024	No	G		30	No									225	10				No
Central Auto Radiator, Inc.	#1	4/30/2024	5/31/2024	No	G	100		No			0.102	0.047	0.025	0.154					4.8			No
Central Auto Radiator, Inc.	#1	10/30/2024	12/16/2024	No	G		100	No			0.087	0.043	0.050	0.144					4.7			No
Central Car Wash	#1	4/12/2024	4/24/2024	No	G			No											9.0			No
Central Car Wash	#1	10/10/2024	10/24/2024	No	G			No											11.7			No
Central Falls Provision Co.	#1	1/29/2024	2/12/2024	No	G	24		No									56	8	3.0			No
Central Falls Provision Co.	#1	7/25/2024	8/19/2024	No	G	19		No									16	7	14.0	0.600	0.10	No
City of Pawtucket - Public Works	#1	1/17/2024	2/7/2024	No	G			No			0.115	0.014	0.005	0.114					7.0			No
City of Pawtucket - Public Works	#1	4/1/2024	4/18/2024	No	G			No			0.158	0.005	0.005	0.240					4.0			No
City of Pawtucket - Public Works	#1	7/8/2024	7/29/2024	No	G			No			0.121	0.009	0.005	0.083					7.0			No
City of Pawtucket - Public Works	#1	10/7/2024	10/24/2024	No	G			No			0.168	0.022	0.005	0.234					24.0			No
Classick Custom	#1	4/19/2024	5/1/2024	No	G			No			0.005	0.020		0.055								No
Classick Custom	#1	10/24/2024	11/7/2024	No	G	2		No			0.005	0.023		0.068								No
Colbea Enterprises LLC	#1	1/15/2024	3/1/2024	No	G			No											5.0			No
Colbea Enterprises LLC	#1	7/10/2024	9/3/2024	No	G			No											5.3			No
Colonial Bakery	#1	1/15/2024	3/18/2024	No	G			No											3.0			No
Colonial Bakery	#1	5/21/2024	8/26/2024	No	G		25	No											9.0			No
Colonial Bakery	#1	8/5/2024	8/26/2024	No	G		25	No											4.0			No
Colonial Bakery	#1	8/13/2024	12/9/2024	No	G			No											4.0			No
Commonwealth Liquid Products, LLC	#1	6/5/2024	7/5/2024	No	G		600	No											5.0			No

Compliance Monitoring Results for Non-Significant Users
Bucklin Point - 2024

Company Name	Sample Location	Sample Date	Received Date	NBC Sample	Type	Flow	Volume	CDF	Cd	Cr	Cu	Pb	Ni	Zn	Cn	Ag	BOD	TSS	O&G	TN	NH ₃	Violation
Commonwealth Liquid Products, LLC	#1	12/20/2024	1/7/2025	No	G			No											28.4			No
Compare Foods	#1	8/7/2024	8/26/2024	No	G			No											30.9			No
Continental Plastics & Packaging	#1	1/5/2024	3/13/2024	No	G			No			0.091	0.020	0.050	0.072								No
Continental Plastics & Packaging	#1	7/15/2024	9/13/2024	No	G			No			0.075	0.010	0.025	0.069								No
Cool Air Creations Inc.	#1	5/1/2024	5/13/2024	No	G			No		0.005	0.020			0.064								No
Cool Air Creations Inc.	#1	10/25/2024	11/12/2024	No	G			No		0.005	0.020			0.040								No
Cool Air Creations Inc.	#2	5/2/2024	5/13/2024	No	G			No		0.005	0.020			0.098								No
Cool Air Creations Inc.	#2	10/25/2024	11/12/2024	No	G			No		0.005	0.020			0.036								No
Cooley, Incorporated	#1	1/4/2024	1/18/2024	No	G	103		No	0.010	0.020	0.063	0.020	0.050	0.050		0.010						No
Cooley, Incorporated	#1	7/16/2024	7/29/2024	No	G	117		No	0.005	0.010	0.028	0.010	0.025	0.025		0.005						No
Cooley, Incorporated	#2	1/4/2024	1/18/2024	No	G	10		No												4.7		No
Cooley, Incorporated	#2	7/16/2024	7/29/2024	No	G	87		No												4.7		No
Crest Manufacturing Company	#1	4/22/2024	5/1/2024	No	G			No												35.4		No
Crooked Current Brewery	#1	4/15/2024	4/25/2024	No	G			No									3	5				No
Crooked Current Brewery	#1	10/15/2024	10/30/2024	No	G			No									3	5				No
Crown OpCo LLC	#1	1/26/2024	2/16/2024	No	G		40	No				0.020	0.050	1.250						20.0		No
Crown OpCo LLC	#1	7/31/2024	8/26/2024	No	G	40		No				0.026	0.038	1.150						57.9		No
Custom & Miller Box Company	#1	1/14/2024	1/31/2024	No	G	600		No			0.020	0.020	0.050									No
Custom & Miller Box Company	#1	7/10/2024	7/22/2024	No	G	400		No			0.010	0.010		0.010								No
CVS Caremark Corp. (200 Highland Drive)	#1	11/6/2024	11/25/2024	No	G			No	0.001	0.005	0.280	0.009	0.005	0.014		0.005						No
CVS Caremark Corp. (2100 Highland Drive)	#1	11/6/2024	11/25/2024	No	G			No	0.001	0.005	0.085	0.005	0.005	0.056		0.005						No
CVS Caremark Corp. (2100 Highland Drive)	#2	11/6/2024	11/25/2024	No	G			No	0.001	0.005	0.086	0.005	0.005	0.060		0.005						No
Dave's Marketplace	#1	1/9/2024	1/18/2024	No	G			No												36.0		No
Dave's Marketplace	#1	7/25/2024	8/5/2024	No	G			No												27.0		No
David London and Company	#1	1/5/2024	1/22/2024	No	G			No												6.0		No
David London and Company	#1	8/1/2024	8/19/2024	No	G			No												4.7		No
Dean Auto Collision Center (Pawtucket)	#1	4/30/2024	5/31/2024	No	G			No				0.010		0.305						124.0		No
Dean Auto Collision Center (Pawtucket)	#1	10/25/2024	11/29/2024	No	G	160		No				0.020		0.082						4.7		No
Dexter Car Wash, Inc.	#1	1/25/2024	2/23/2024	No	G			No												6.4		No
Dexter Car Wash, Inc.	#1	7/26/2024	8/6/2024	No	G			No												13.3		No
DG Cafe & Bakery	#1	7/19/2024	7/31/2024	No	G			No												5.8		No
Dupuis Oil	#1	4/29/2024	5/20/2024	No	G			No												7.4		No
Dupuis Oil	#1	11/5/2024	12/20/2024	No	G		225	No												1.7		No
East Providence Fire Station #3	#1	1/18/2024	1/29/2024	No	G	13		No												8.4		No
East Providence Fire Station #3	#1	7/17/2024	8/1/2024	No	G	15		No												59.4		No
El Salvador Bakery	#1	7/1/2024	7/9/2024	No	G			No												85.2		No
El Salvador Bakery	#1	11/4/2024	11/18/2024	No	G			No												6.7		No
Faria Meat Market, LLC	#1	4/26/2024	5/28/2024	No	G			No												5.0		No
Faria Meat Market, LLC	#1	10/2/2024	10/17/2024	No	G	1398		No												2.0		No
Flor Di Brava Food Market	#1	2/27/2024	7/1/2024	No	G			No												5.1		No
Flor Di Brava Food Market	#1	12/19/2024	2/12/2025	No	G			No												4.8		No
GCVR Holdings, LLC	#1	5/23/2024	6/5/2024	No	G			No												6.1		No
GCVR Holdings, LLC	#1	10/24/2024	11/25/2024	No	G			No												28.6		No
Gingersnaps Bakery	#1	6/13/2024	6/26/2024	No	G			No												14.0		No
Guntis Sweets, LLC	#1	4/30/2024	6/10/2024	No	G			No												4.7		No
Guntis Sweets, LLC	#1	10/22/2024	11/12/2024	No	G			No												5.0		No
Hartley's Pork Pies	#1	4/9/2024	4/16/2024	No	G			No												4.0		No
Hartley's Pork Pies	#1	10/4/2024	10/28/2024	No	G			No												2.0		No
Hasbro, Inc.	#3	2/29/2024	3/11/2024	No	G			No	0.001	0.005	0.049	0.005	0.005	0.740		0.005						No
Hasbro, Inc.	#3	4/8/2024	5/15/2024	No	G	11432		No	0.001	0.005	0.064	0.017	0.005	0.880		0.005						No
HB Pine Meat Corp.	#1	3/29/2024	4/18/2024	No	G			No												13.9		No
HB Pine Meat Corp.	#1	9/23/2024	10/3/2024	No	G			No												21.3		No
Homestead Baking Company	#1	4/10/2024	4/26/2024	No	G	12		No									4	2	14.4			No
Homestead Baking Company	#1	10/17/2024	12/2/2024	No	G			No									348	129	67.3	20.200	1.31	No
Hope Global	#1	4/25/2024	5/20/2024	No	C	2345		No		0.005	0.082		0.005	0.005			62	22	4.0			No
Hope Global	#1	10/1/2024	10/31/2024	No	C	100		No		0.005	0.160		0.005	0.010			3	28	1.5			No
Hope Global	#2	4/26/2024	5/20/2024	No	G			No												3.8		No
Hope Global	#2	10/1/2024	10/31/2024	No	G			No												4.9		No
Hope Global	#3	4/26/2024	5/20/2024	No	G			No												2		No
Hope Global	#3	10/2/2024	10/31/2024	No	G			No												10		No

Compliance Monitoring Results for Non-Significant Users
Bucklin Point - 2024

Company Name	Sample Location	Sample Date	Received Date	NBC Sample	Type	Flow	Volume	CDF	Cd	Cr	Cu	Pb	Ni	Zn	Cn	Ag	BOD	TSS	O&G	TN	NH ₃	Violation
Impact Custom Apparel, LLC	#1	4/3/2024	4/15/2024	No	G			No		0.005	0.020			0.042								No
Impact Custom Apparel, LLC	#1	10/8/2024	10/28/2024	No	G			No		0.005	0.042			0.096								No
INSCO Group	#1	4/26/2024	5/14/2024	No	G			No	0.010	0.020	0.034	0.020	0.050	0.093		0.010			4.7			No
INSCO Group	#1	11/8/2024	11/19/2024	No	G			No	0.010	0.020	0.224	0.020	0.082	0.541		0.010			6.4			No
International Food Group	#1	4/26/2024	5/28/2024	No	G			No											19.0			No
International Food Group	#1	10/2/2024	10/21/2024	No	G			No											2.0			No
International Packaging Corp.	#1	5/29/2024	6/5/2024	No	G		12000	No	0.005	0.010	0.362	0.010	0.025	0.114		0.005						No
JAR Bakers Supply	#1	6/3/2024	6/17/2024	No	G			No									1240	14				No
JAR Bakers Supply	#1	11/22/2024	12/5/2024	No	G			No									2830	79		3.800	1.12	No
Just Like Nana's LLC	#1	10/10/2024	11/14/2024	No	G			No											10.0			No
Just Like Nana's LLC	#1	12/2/2024	12/13/2024	No	G			No											65.0			No
K&W Webbing Company	#1	4/24/2024	5/28/2024	No	G		591	No		0.005	0.049			0.065			9	2				No
K&W Webbing Company	#1	10/28/2024	11/27/2024	No	G		606	No		0.005	0.099			0.118			12	3				No
Key Container Corporation	#1	1/14/2024	1/31/2024	No	G	450		No			0.020	0.020		0.050								No
Key Container Corporation	#1	7/10/2024	7/23/2024	No	G	412		No			0.024	0.010		0.010								No
L&B Foods, Inc.	#1	1/1/2024	1/19/2024	No	G	4114		No											5.4			No
L&B Foods, Inc.	#1	7/1/2024	7/18/2024	No	G	70040		No											5.5			No
L&B Foods, Inc.	#2	1/1/2024	1/19/2024	No	G	4114		No											16.6			No
L&B Foods, Inc.	#2	7/1/2024	7/18/2024	No	G	7040		No											5.7			No
Latitude Beverage	#1	5/2/2024	5/24/2024	No	G		30	No									11000	32				Yes
Latitude Beverage	#1	6/18/2024	6/28/2024	No	G		20	No									3					No
Latitude Beverage	#1	6/20/2024	6/28/2024	No	G		20	No									3					No
Latitude Beverage	#1	6/21/2024	6/28/2024	No	G		20	No									3					No
Latitude Beverage	#1	6/24/2024	7/12/2024	No	G		20	No									3					No
Latitude Beverage	#1	10/24/2024	11/21/2024	No	G		50	No									3	2				No
Latitude Beverage	#1	12/9/2024	12/18/2024	No	G		250	No									3	2				No
Latitude Beverage	#1	12/10/2024	12/18/2024	No	G		250	No									3	3				No
Latitude Beverage	#1	12/11/2024	12/26/2024	No	G		250	No									3	2				No
Latitude Beverage	#1	12/12/2024	12/26/2024	No	G		250	No									25	2				No
Lincoln Public Schools	#1	3/8/2024	5/3/2024	No	G	3672		No											23.0			No
Lincoln Public Schools	#1	9/13/2024	9/26/2024	No	G			No											14.0			No
Lindbergh Auto Body, Inc.	#1	2/8/2024	2/20/2024	No	G			No											27.0			No
Lindbergh Auto Body, Inc.	#1	8/28/2024	9/10/2024	No	G			No											14.0			No
M & M NY System	#1	3/4/2024	3/20/2024	No	G			No											5.0			No
M & M NY System	#1	8/1/2024	8/19/2024	No	G			No											2.0			No
Main Street Market, Inc.	#1	6/10/2024	6/18/2024	No	G	270		No											45.0			No
Main Street Market, Inc.	#1	6/14/2024	7/11/2024	No	G	270		No											45.0			No
Main Street Market, Inc.	#1	10/16/2024	10/29/2024	No	G	126		No											14.0			No
Marotta Food Corporation	#1	3/29/2024	4/17/2024	No	G			No											4.8			No
Marotta Food Corporation	#1	9/23/2024	10/3/2024	No	G			No											70.4			No
MDB-T LLC	#1	4/9/2024	4/26/2024	No	G			No											12.0			No
MDB-T LLC	#1	7/25/2024	10/24/2024	No	G			No											11.0			No
Michael's Meats	#1	5/13/2024	5/24/2024	No	G			No											35.0			No
Michael's Meats	#1	8/13/2024	10/7/2024	No	G			No											70.0			No
Mirror Image, Inc.	#1	4/16/2024	5/13/2024	No	G			No		0.022	0.130			0.310								No
Mirror Image, Inc.	#1	10/31/2024	11/19/2024	No	G			No		0.043	2.200			0.270								Yes
Mirror Image, Inc.	#1	11/25/2024	12/11/2024	No	G			No			0.370											No
Mirror Image, Inc.	#1	12/2/2024	12/16/2024	No	G			No			0.300											No
Mirror Image, Inc.	#1	12/12/2024	12/30/2024	No	G			No			0.500											No
Mirror Image, Inc.	#1	12/26/2024	1/16/2025	No	G		50	No			0.260											No
Morgan Foods Company, LLC	#1	4/19/2024	5/1/2024	No	G	17		No											68.5			No
Morgan Foods Company, LLC	#1	10/24/2024	11/25/2024	No	G	2767		No											65.3			No
New England Paper Tube Co.	#1	1/23/2024	2/7/2024	No	G		3	No		0.020	0.135			0.101								No
New England Paper Tube Co.	#1	9/20/2024	9/30/2024	No	G			No		0.020	0.064			0.118								No
North East Knitting, Inc.	#1	4/24/2024	5/2/2024	No	G		30	No									3	2				No
North East Knitting, Inc.	#1	10/24/2024	11/1/2024	No	G		30	No									8	2				No
Ocean State Brewing, LLC	#1	6/6/2024	6/14/2024	No	G		2000	No									4640	488				Yes
Ocean State Brewing, LLC	#1	6/17/2024	6/28/2024	No	G		2000	No									125	29				No
Ocean State Brewing, LLC	#1	6/18/2024	6/28/2024	No	G		2000	No									540	210				No
Ocean State Brewing, LLC	#1	6/28/2024	7/8/2024	No	G		2000	No									627	5				No

Compliance Monitoring Results for Non-Significant Users
Bucklin Point - 2024

Company Name	Sample Location	Sample Date	Received Date	NBC Sample	Type	Flow	Volume	CDF	Cd	Cr	Cu	Pb	Ni	Zn	Cn	Ag	BOD	TSS	O&G	TN	NH ₃	Violation
Ocean State Brewing, LLC	#1	6/29/2024	7/8/2024	No	G		2000	No									527	5				No
Ocean State Brewing, LLC	#1	11/21/2024	12/27/2024	No	G			No									3	5				No
Orion Retail Services & Fixturing, Inc.	#1	1/4/2024	1/11/2024	No	G	15586		No		0.007	0.036		0.006	0.264								No
Orion Retail Services & Fixturing, Inc.	#1	7/1/2024	8/5/2024	No	G	24175		No		0.327	0.032		0.152	0.307								No
Orion Retail Services & Fixturing, Inc.	#1	12/31/2024	1/15/2025	No	G	20124		No		0.010	0.020		0.007	0.553								No
Palagis Ice Cream	#1	7/19/2024	8/5/2024	No	G			No												13.1		No
Palagis Ice Cream	#1	11/16/2024	10/30/2024	No	G			No												6.4		No
Palate Pack	#1	1/11/2024	4/1/2024	No	G			No									3	2				No
Palate Pack	#1	3/28/2024	4/15/2024	No	G		100	No									3					No
Palate Pack	#1	3/28/2024	4/15/2024	No	G		200	No									3					No
Palate Pack	#1	9/11/2024	10/24/2024	No	G			No									3	3				No
Patriot Textiles, Inc.	#1	4/2/2024	4/12/2024	No	G			No		0.005	0.065			0.056			62	10	20.0			No
Patriot Textiles, Inc.	#1	10/4/2024	12/19/2024	No	G		368	No			0.177			0.117			180	104	9.0			No
Pawtucket Lion Pizza, Inc.	#1	7/5/2024	7/22/2024	No	G			No												6.0		No
Pawtucket Lion Pizza, Inc.	#1	12/6/2024	2/7/2025	No	G			No												10.0		No
PCL Fixtures, Inc.	#1	1/4/2024	1/19/2024	No	G		50	No		0.020	0.022			0.599								No
PCL Fixtures, Inc.	#2	1/4/2024	1/19/2024	No	G		50	No												25.1		No
Plants to Food, LLC	#1	1/2/2024	1/22/2024	No	G			No									800					No
Plants to Food, LLC	#1	3/22/2024	4/8/2024	No	G			No									1100	260	95.0			No
Plants to Food, LLC	#1	9/20/2024	10/3/2024	No	G	100		No									580	33	3.6	2.800	0.10	No
Plants to Food, LLC	#2	1/2/2024	1/22/2024	No	G			No									160					No
Plants to Food, LLC	#2	3/22/2024	4/8/2024	No	G			No									39	17	4.3			No
Plants to Food, LLC	#2	9/20/2024	10/3/2024	No	G	100		No									30	6	4.9	0.500	0.10	No
Plants to Food, LLC	#3	9/20/2024	10/3/2024	No	G	100		No									30	29	2.1	0.500	0.10	No
Polonia Market	#1	5/22/2024	6/4/2024	No	G	22		No												51.8		No
Polonia Market	#1	11/7/2024	11/19/2024	No	G			No												139.0		Yes
Polonia Market	#1	11/25/2024	12/4/2024	No	G	100		No												46.2		No
Poly/Sperse, Corp.	#1	4/10/2024	4/25/2024	No	C	615		No		0.010	0.010			0.030								No
Poly/Sperse, Corp.	#1	10/8/2024	10/18/2024	No	C	755		No		0.020	0.020			0.020								No
Popette of Pendulum	#1	1/3/2024	1/19/2024	No	G			No									3	5				No
Popette of Pendulum	#1	7/9/2024	7/25/2024	No	G	10		No									3	5				No
Precision Harley - Davidson, Inc.	#1	5/15/2024	5/31/2024	No	G			No												0.5		No
Precision Harley - Davidson, Inc.	#1	10/30/2024	11/12/2024	No	G			No												0.5		No
Rand Whitney Southeast Container, LLC	#1	1/23/2024	2/1/2024	No	G	127	2000	No		0.005	0.020			0.130						20.0		No
Rand Whitney Southeast Container, LLC	#1	5/8/2024	5/13/2024	No	G		2000	No		0.005	0.020			0.045						10.0		No
Rand Whitney Southeast Container, LLC	#1	7/29/2024	8/15/2024	No	G		2000	No		0.005	0.040			0.232						6.0		No
Rand Whitney Southeast Container, LLC	#1	12/2/2024	12/6/2024	No	G	150	2000	No		0.005	0.030			0.072						22.0		No
Ravenous Brewing Company	#1	4/30/2024	5/29/2024	No	G		35	No									773	81				No
Ravenous Brewing Company	#1	11/19/2024	12/3/2024	No	G		25	No									1030	456				No
Rhode Island Spirits	#1	4/4/2024	4/25/2024	No	G		52	No									2	2				No
Rhode Island Spirits	#1	10/9/2024	10/31/2024	No	G		7	No									21	2				No
RI Brewery Collective	#1	4/1/2024	4/15/2024	No	G			No									6	2				No
RI Brewery Collective	#1	10/4/2024	10/25/2024	No	G			No									2030	11				Yes
RI Brewery Collective	#1	11/7/2024	11/25/2024	No	C			No									6					No
RI Brewery Collective	#1	11/13/2024	11/27/2024	No	G			No									5	4				No
RI Brewery Collective	#1	12/3/2024	12/19/2024	No	G			No									6					No
RI Brewery Collective	#1	12/5/2024	12/23/2024	No	G			No									4	2				No
Ribatejo Fish Market	#1	1/23/2024	2/7/2024	No	G			No												5.2		No
Sandoval Car Wash, Inc	#1	4/19/2024	7/19/2024	No	G	2700		No												5.8		No
Sandoval Car Wash, Inc	#1	10/11/2024	10/24/2024	No	G			No												28.2		No
Seabra Foods III, Inc.	#1	1/9/2024	7/30/2024	No	G			No												23.0		No
Seabra Foods III, Inc.	#1	7/30/2024	8/28/2024	No	G			No												41.0		No
Seabra Foods III, Inc.	#1	8/2/2024	8/28/2024	No	G			No												11.0		No
Seabra Foods III, Inc.	#1	12/2/2024	1/14/2025	No	G			No												15.0		No
Seabra Foods III, Inc.	#1	12/27/2024	2/12/2025	No	G			No												24.0		No
Seabra Foods III, Inc.	#2	1/9/2024	7/30/2024	No	G			No												14.0		No
Seabra Foods III, Inc.	#2	7/30/2024	8/28/2024	No	G			No												17.0		No
Seabra Foods III, Inc.	#2	8/2/2024	8/28/2024	No	G			No												14.0		No
Seabra Foods III, Inc.	#2	12/2/2024	1/14/2025	No	G			No												18.0		No
Seabra Foods III, Inc.	#2	12/27/2024	2/12/2025	No	G			No												43.0		No

Compliance Monitoring Results for Non-Significant Users
Bucklin Point - 2024

Company Name	Sample Location	Sample Date	Received Date	NBC Sample	Type	Flow	Volume	CDF	Cd	Cr	Cu	Pb	Ni	Zn	Cn	Ag	BOD	TSS	O&G	TN	NH ₃	Violation
Seabra Foods III, Inc.	#3	1/9/2024	7/30/2024	No	G			No											18.0			No
Seabra Foods III, Inc.	#3	7/30/2024	8/28/2024	No	G			No											16.0			No
Seabra Foods III, Inc.	#3	8/2/2024	8/28/2024	No	G			No											13.0			No
Seabra Foods III, Inc.	#3	12/2/2024	1/14/2025	No	G			No											20.0			No
Seabra Foods III, Inc.	#3	12/27/2024	2/12/2025	No	G			No											22.0			No
Smug Brewery Co. LLC	#1	5/6/2024	5/17/2024	No	G			No									10	2				No
Smug Brewery Co. LLC	#1	10/29/2024	11/7/2024	No	G		30	No									8	4				No
Spirit Recognition	#1	6/12/2024	6/24/2024	No	G			No		0.020	0.141			0.069								No
Spirit Recognition	#1	11/13/2024	11/25/2024	No	G			No		0.020	0.305			0.050								No
Stop & Shop Supermarket #704	#1	3/21/2024	4/18/2024	No	G	2237		No											55.0			No
Stop & Shop Supermarket #704	#1	6/14/2024	7/29/2024	No	G	2041		No											52.0			No
Stop & Shop Supermarket #704	#1	9/19/2024	10/10/2024	No	G	3661		No											51.0			No
Stop & Shop Supermarket #704	#1	12/17/2024	1/31/2025	No	G			No											36.0			No
Stop & Shop Supermarket #710	#1	1/16/2024	2/7/2024	No	G	1864		No											260.0			Yes
Stop & Shop Supermarket #710	#1	1/23/2024	2/7/2024	No	G	1978		No											210.0			Yes
Stop & Shop Supermarket #710	#1	1/30/2024	3/15/2024	No	G	1602		No											180.0			Yes
Stop & Shop Supermarket #710	#1	2/12/2024	3/15/2024	No	G	1996		No											73.0			No
Stop & Shop Supermarket #710	#1	2/21/2024	3/15/2024	No	G	1897		No											48.0			No
Stop & Shop Supermarket #710	#1	2/29/2024	4/12/2024	No	G	1664		No											77.0			No
Stop & Shop Supermarket #710	#1	3/7/2024	4/12/2024	No	G	1837		No											74.0			No
Stop & Shop Supermarket #710	#1	6/11/2024	7/29/2024	No	G	1869		No											57.0			No
Stop & Shop Supermarket #710	#1	9/18/2024	10/10/2024	No	G	2001		No											180.0			Yes
Stop & Shop Supermarket #710	#1	9/30/2024	12/19/2024	No	G			No											320.0			Yes
Stop & Shop Supermarket #710	#1	10/9/2024	12/19/2024	No	G			No											130.0			Yes
Stop & Shop Supermarket #710	#1	10/17/2024	12/19/2024	No	G			No											264.0			Yes
Stop & Shop Supermarket #710	#1	10/24/2024	12/19/2024	No	G			No											84.0			No
Stop & Shop Supermarket #710	#1	10/28/2024	12/19/2024	No	G			No											49.0			No
Stop & Shop Supermarket #710	#1	11/4/2024	12/19/2024	No	G			No											170.0			Yes
Stop & Shop Supermarket #710	#1	11/14/2024	12/19/2024	No	G			No											140.0			Yes
Stop & Shop Supermarket #710	#1	11/19/2024	12/19/2024	No	G			No											160.0			Yes
Stop & Shop Supermarket #710	#1	11/26/2024	12/19/2024	No	G			No											92.0			No
Stop & Shop Supermarket #710	#1	12/10/2024	1/31/2025	No	G			No											180.0			Yes
Stop & Shop Supermarket #710	#1	12/17/2024	1/31/2025	No	G			No											250.0			Yes
Stop & Shop Supermarket #710	#1	12/23/2024	1/31/2025	No	G			No											61.0			No
Stop & Shop Supermarket #710	#1	12/31/2024	1/31/2025	No	G			No											140.0			Yes
Stop & Shop Supermarket #712	#1	3/21/2024	4/18/2024	No	G	4271		No											86.0			No
Stop & Shop Supermarket #712	#1	6/14/2024	7/29/2024	No	G	2861		No											23.0			No
Stop & Shop Supermarket #712	#1	9/19/2024	10/10/2024	No	G	2643		No											150.0			Yes
Stop & Shop Supermarket #712	#1	9/30/2024	12/19/2024	No	G			No											64.0			No
Stop & Shop Supermarket #712	#1	10/9/2024	12/19/2024	No	G			No											32.0			No
Stop & Shop Supermarket #712	#1	10/17/2024	12/19/2024	No	G			No											136.0			Yes
Stop & Shop Supermarket #712	#1	10/24/2024	12/19/2024	No	G			No											56.0			No
Stop & Shop Supermarket #712	#1	11/4/2024	12/19/2024	No	G			No											56.0			No
Stop & Shop Supermarket #712	#1	11/13/2024	12/19/2024	No	G			No											67.0			No
Stop & Shop Supermarket #712	#1	11/19/2024	12/19/2024	No	G			No											140.0			Yes
Stop & Shop Supermarket #712	#1	11/26/2024	12/19/2024	No	G			No											120.0			No
Stop & Shop Supermarket #712	#1	12/3/2024	12/19/2024	No	G			No											160.0			Yes
Stop & Shop Supermarket #712	#1	12/10/2024	1/31/2025	No	G			No											160.0			Yes
Stop & Shop Supermarket #712	#1	12/17/2024	1/31/2025	No	G			No											81.0			No
Stop & Shop Supermarket #712	#1	12/23/2024	1/31/2025	No	G			No											100.0			No
Stop & Shop Supermarket #712	#1	12/31/2024	1/31/2025	No	G			No											18.0			No
Teknor Apex - Mendon	#1	2/2/2024	2/12/2024	No	G		2000	No											6.7			No
Teknor Apex - Mendon	#1	4/5/2024	4/22/2024	No	G		2000	No											15.4			No
Teknor Apex - Mendon	#1	7/11/2024	7/24/2024	No	G		2000	No											4.8			No
Teknor Apex - Mendon	#1	10/17/2024	10/30/2024	No	G	2000		No											6.1			No
The Evans Findings Company, Inc.	#1	4/23/2024	5/3/2024	No	C	536		No		0.022	1.100			0.445					26.5			No
The Evans Findings Company, Inc.	#1	10/30/2024	11/13/2024	No	C	478		No		0.030	0.796			0.633					30.3			No
The Family Dentist, Inc.	#2	1/24/2024	2/9/2024	No	G			No								0.005						No
The Family Dentist, Inc.	#2	7/2/2024	8/1/2024	No	G			No								0.010						No
The Stop & Shop Supermarket Co. LLC	#1	1/4/2024	2/7/2024	No	G	1350		No											63.0			No

Compliance Monitoring Results for Non-Significant Users
Bucklin Point - 2024

Company Name	Sample Location	Sample Date	Received Date	NBC Sample	Type	Flow	Volume	CDF	Cd	Cr	Cu	Pb	Ni	Zn	Cn	Ag	BOD	TSS	O&G	TN	NH ₃	Violation
The Stop & Shop Supermarket Co. LLC	#1	1/9/2024	2/7/2024	No	G	988		No											63.0			No
The Stop & Shop Supermarket Co. LLC	#1	1/16/2024	2/7/2024	No	G	1200		No											170.0			Yes
The Stop & Shop Supermarket Co. LLC	#1	1/23/2024	2/7/2024	No	G	1145		No											240.0			Yes
The Stop & Shop Supermarket Co. LLC	#1	1/30/2024	3/15/2024	No	G	1208		No											94.0			No
The Stop & Shop Supermarket Co. LLC	#1	2/6/2024	3/15/2024	No	G	1202		No											210.0			Yes
The Stop & Shop Supermarket Co. LLC	#1	2/12/2024	3/15/2024	No	G	1274		No											120.0			No
The Stop & Shop Supermarket Co. LLC	#1	2/21/2024	3/15/2024	No	G	1241		No											160.0			Yes
The Stop & Shop Supermarket Co. LLC	#1	2/27/2024	4/12/2024	No	G	1243		No											72.0			No
The Stop & Shop Supermarket Co. LLC	#1	3/7/2024	4/12/2024	No	G	1215		No											40.0			No
The Stop & Shop Supermarket Co. LLC	#1	3/14/2024	4/12/2024	No	G	1180		No											100.0			No
The Stop & Shop Supermarket Co. LLC	#1	3/21/2024	4/12/2024	No	G	1311		No											140.0			Yes
The Stop & Shop Supermarket Co. LLC	#1	4/3/2024	7/29/2024	No	G	1201		No											27.0			No
The Stop & Shop Supermarket Co. LLC	#1	4/9/2024	7/29/2024	No	G	1197		No											300.0			Yes
The Stop & Shop Supermarket Co. LLC	#1	4/16/2024	7/29/2024	No	G	1159		No											130.0			Yes
The Stop & Shop Supermarket Co. LLC	#1	4/23/2024	7/29/2024	No	G	1338		No											310.0			Yes
The Stop & Shop Supermarket Co. LLC	#1	4/30/2024	7/29/2024	No	G	1309		No											120.0			No
The Stop & Shop Supermarket Co. LLC	#1	5/6/2024	7/29/2024	No	G	1184		No											98.0			No
The Stop & Shop Supermarket Co. LLC	#1	5/14/2024	7/29/2024	No	G	1218		No											58.0			No
The Stop & Shop Supermarket Co. LLC	#1	5/21/2024	7/29/2024	No	G	1155		No											60.0			No
The Stop & Shop Supermarket Co. LLC	#1	6/11/2024	7/29/2024	No	G	1201		No											43.0			No
The Stop & Shop Supermarket Co. LLC	#1	9/18/2024	10/10/2024	No	G	1211		No											96.0			No
The Stop & Shop Supermarket Co. LLC	#1	12/17/2024	1/31/2025	No	G			No											510.0			Yes
Top Shell LLC	#1	1/26/2024	2/6/2024	No	G			No											31.4			No
Top Shell LLC	#1	6/11/2024	6/21/2024	No	G			No											32.2			No
Top Shell LLC	#1	11/21/2024	1/14/2025	No	G			No											8.9			No
Truck Pro LLC	#1	4/5/2024	5/13/2024	No	G			No											31.6			No
Truck Pro LLC	#1	10/22/2024	11/22/2024	No	G			No											4.0			No
Vicente's Supermarket	#1	2/29/2024	4/24/2024	No	G			No											73.7			No
Vicente's Supermarket	#1	5/28/2024	8/28/2024	No	G			No											73.7			No
Vicente's Supermarket	#1	8/30/2024	11/6/2024	No	G			No											196.0			Yes
Vicente's Supermarket	#1	11/22/2024	2/5/2025	No	G			No											151.0			Yes
Vicente's Supermarket	#1	11/25/2024	2/5/2025	No	G			No											116.0			No
Vicente's Supermarket	#1	11/26/2024	2/5/2025	No	G			No											68.5			No
Vicente's Supermarket	#1	11/27/2024	2/5/2025	No	G			No											101.0			No
Vicente's Supermarket	#1	12/2/2024	2/5/2025	No	G			No											142.0			Yes
VIP Car Wash	#1	2/7/2024	2/15/2024	No	G			No											11.0			No
VIP Car Wash	#1	8/8/2024	8/19/2024	No	G			No											17.0			No
Vogue Industries LP	#1	4/30/2024	5/17/2024	No	G	749		No		0.005	0.218			0.111								No
Vogue Industries LP	#1	10/17/2024	11/14/2024	No	G			No		0.005	0.225			0.320								No
Xalli's Sweets	#1	8/28/2024	9/10/2024	No	G			No												5.1		No
Xalli's Sweets	#1	10/28/2024	11/18/2024	No	G			No												71.7		No
Xelapan Bakery and Convenience	#1	1/10/2024	2/5/2024	No	G			No											22.7			No
Xelapan Bakery and Convenience	#1	6/18/2024	6/27/2024	No	G			No											35.3			No
Xelapan Bakery and Convenience	#1	12/20/2024	1/22/2025	No	G			No											103.0			No
Yovani's Pizza	#1	2/9/2024	2/29/2024	No	G			No											14.0			No
Yovani's Pizza	#1	12/17/2024	12/30/2024	No	G			No											4.0			No
Zaccagnini's Pastry Shoppe	#1	5/17/2024	6/5/2024	No	G			No											31.7			No
Zaccagnini's Pastry Shoppe	#1	10/24/2024	11/25/2024	No	G	337		No											5.4			No
Zoll Medical Corporation	#1	1/17/2024	2/8/2024	No	G		50	No											79.0			No
Zoll Medical Corporation	#1	1/17/2024	2/8/2024	No	G		50	No											97.0			No
Zoll Medical Corporation	#1	7/25/2024	9/20/2024	No	G		28	No											1800.0			Yes
Zoll Medical Corporation	#1	7/25/2024	9/20/2024	No	G		7	No											84.0			No
Zoll Medical Corporation	#1	10/4/2024	11/1/2024	No	G			No											68.0			No
Zoll Medical Corporation	#1	10/10/2024	11/1/2024	No	G			No											51.0			No
Zoll Medical Corporation	#1	10/18/2024	11/1/2024	No	G			No											7.9			No
Zoll Medical Corporation	#1	10/25/2024	11/1/2024	No	G			No											25.0			No

ATTACHMENT VOLUME II

SECTION 7

***SURVEILLANCE MANHOLE
MONITORING DATA AND LEGEND***

COMPLIANCE MONITORING LEGEND

Parameter Legend

Cd = Cadmium

Cr = Chromium

Cu = Copper

Pb = Lead

Ni = Nickel

Ag = Silver

Zn = Zinc

CN = Cyanide

Hg = Mercury

Mo = Molybdenum

As = Arsenic

Sn = Tin

Se = Selenium

O & G = Oil and Grease

BOD = Biochemical Oxygen Demand

TSS = Total Suspended Solids

TTO = Total Toxic Organics

TRC = Total Residual Chlorine

TKN = Total Kjeldahl Nitrogen

Sample Legend

C = Composite Sample

G = Grab Sample

CDF = Concentrated Discharge Formula

***SURVEILLANCE MANHOLE
MONITORING DATA
AND LEGEND***

FIELD'S POINT

**Field's Point
Manhole Legend**

<u>Manhole #</u>	<u>Description</u>	<u>City</u>
0	Field's Point Influent	Providence
1	Ernest Street Pump Station Wet Well	Providence
01A	Allens Avenue Interceptor	Providence
01B	Ernest Street Pump Station (Ellenfield Street Interceptor)	Providence
01C	Ernest Street Pump Station (Diversion Structure)	Providence
01D	Ernest Street Pump Station (Ellenfield Int/Diversion Structure Combo)	Providence
2	Washington Park Pump Station	Providence
3	Shipyard Street	Providence
04A	D.S. Armbrust International - Chapman Street	Providence
04B	U.S. Armbrust International - Chapman Street	Providence
05A	D.S. 24 Baker Street	Providence
05B	U.S. 24 Baker Street	Providence
06A	Baker Street	Providence
06B	Baker Street	Providence
7	Ellenfield Street	Providence
07A	D.S. 85 Ellenfield Street	Providence
07B	U.S. 85 Ellenfield Street	Providence
08A	D.S. Ira Green - Toronto Street	Providence
08B	U.S. Ira Green - Toronto Street	Providence
09A	D.S. Technodic, U.S. 225 Carolina & 215 Georgia - Georgia Ave.	Providence
09B	U.S. Technodic - Georgia Avenue	Providence
09C	U.S. Technodic - Georgia Avenue	Providence
10A	D.S. 225 Carolina & 215 Georgia - Georgia Avenue	Providence
11A	D.S. Monarch Metal Finishing - Virginia Avenue	Providence
11B	D.S. Monarch Metal Finishing - Toronto Avenue	Providence
11C	U.S. Monarch Metal Finishing - Toronto Avenue	Providence
12A	D.S. 192 Georgia Avenue	Providence
12B	U.S. 192 Georgia Avenue	Providence
13A	D.S. Mahr Federal	Providence
13B	U.S. Mahr Federal	Providence
14A	D.S. 82 Aldrich Street	Providence
14B	U.S. 82 Aldrich Street	Providence
15A	Hylestead Street	Providence
15B	Hylestead Street	Providence
16A	Blundell Street	Providence
16B	Blundell Street	Providence
17A	D.S. Univar USA - Field's Point Drive	Providence
18A	Spooner Street	Providence
19A	D.S. Eddy Street At Wyatt	Providence
19B	U.S. Eddy Street Between Oxford And Mutual	Providence
20A	D.S. 928 Eddy Street - Seymour Street	Providence
21A	D.S. 60 Seymour Street - Warren Way	Providence
22A	D.S. Northland Environmental - Allens Avenue	Providence
22B	Allens Avenue And Blackstone Street	Providence
22C	U.S. Of Henderson Street On Allens Avenue	Providence
23A	D.S. Ideal Plating - Public Street	Providence
23B	U.S. Ideal Plating - Public Street	Providence
24A	D.S. 226 Public Street - Temple Street	Providence
24B	U.S. 226 Public Street - Temple Street	Providence
25A	D.S. 908 Eddy Street	Providence
25B	U.S. 908 Eddy Street	Providence
28A	Eddy Street	Providence
28B	Eddy Street	Providence

**Field's Point
Manhole Legend**

<u>Manhole #</u>	<u>Description</u>	<u>City</u>
29A	Willard Avenue	Providence
29B	Willard Avenue	Providence
30A		Providence
30B		Providence
31A	D.S. 145 Globe Street - Eddy Street	Providence
31B	U.S. 145 Globe Street	Providence
31C	U.S. 145 Glorbe Street - Eddy Street	Providence
32A	D.S. Manchester Street LLC - Manchester Street	Providence
33A	Pine Street	Providence
33B	Pine Street	Providence
34A	D.S. 157 Clifford Street	Providence
34B	U.S. 157 Clifford Street	Providence
36A	Chestnut Street	Providence
36B	Chestnut Street	Providence
37A	Ship Street	Providence
37B	Ship Street	Providence
38A	Elm Street	Providence
38B	Chestnut Street	Providence
39A	D.S. 85 South St, - Chestnut Street	Providence
39B	U.S. 85 South St. - South Street	Providence
40A	South Street	Providence
40B	South Street	Providence
41A	Parsonage Street	Providence
42A	D.S. 45 Borden Street - Crary Street	Providence
42B	U.S. 45 Borden Street - Crary Street	Providence
43A	D.S. Former Esposito Jewelry - Dupont Dr.	Providence
43B	U.S. Former Esposito Jewelry - Dupont Dr.	Providence
44A	D.S. Former T. Sardelli - Dupont Dr.	Providence
44B	U.S. Former T. Sardelli - Dupont Dr.	Providence
45A	D.S. C&J Jewelry - Dupont Dr.	Providence
45B	U.S. C&J Jewelry - Dupont Dr.	Providence
46A	D.S. 88 Niantic Avenue - Dupont Dr.	Providence
47A	D.S. Former Park Lane / Colibri - Niantic Ave.	Providence
47B	U.S. Former Park Lane / Colibri - Niantic Ave.	Providence
48A	D.S. Alloy Holdings - Niantic Ave.	Providence
48B	U.S. Alloy Holdings - Niantic Ave.	Providence
49A	Salem St.	Providence
49B	Salem St.	Providence
50A	D.S. Industrial Park (Dupont Dr. & Niantic Ave.) Burrington St.	Providence
50B	D.S. Former Esposito and Sardelli - Dupont Drive	Providence
50C	D.S. C & J and 100 Niantic - Dupont Drive	Providence
51	D.S. Everybody On PR5 Except Ind. Park - Huntington St.	Providence
52A	D.S. 52 Potters - Melrose St.	Providence
52B	U.S. 52 Potters. - Potters Ave.	Providence
53A	D.S. Surface Coatings - Plymouth St.	Providence
53B	U.S. Surface Coatings - Plymouth St.	Providence
54A	Cranston St.	Providence
54B	Cranston St.	Providence
55A	Bellevue Ave.	Providence
55B	Bellevue Ave.	Providence
56A	D.S. 77 Bucklin, U.S D&D Chrome - Dexter St.	Providence
56B	U.S. 77 Bucklin - Dexter St.	Providence
56C	Dexter St.	Providence

**Field's Point
Manhole Legend**

<u>Manhole #</u>	<u>Description</u>	<u>City</u>
57A	D.S. 43 Bucklin St.	Providence
57B	U.S. 43 Bucklin St.	Providence
58A	D.S. Allied Business Forms - Bucklin St.	Providence
58B	U.S. Allied Business Forms - Bucklin St.	Providence
59A	D.S. 120 Sprague - Dexter St.	Providence
59B	U.S. 120 Sprague - Dexter St.	Providence
59C	Dexter St.	Providence
60A	D.S. 56 Sprague St.	Providence
60B	U.S. 56 Sprague St.	Providence
61A	D.S. 44 Warren- Westfield St.	Providence
61B	U.S. 44 Warren - Westfield St.	Providence
62A	D.S. Prov. Journal (Fountain St) - Fountain St.	Providence
62B	U.S. Prov. Journal (Fountain St) - Fountain St.	Providence
63A	D.S. Prov. Journal (Prod. Facility) - Kinsley Ave.	Providence
63B	U.S. Prov. Journal (Prod. Facility) - Kinsley Ave.	Providence
64A	D.S. 30 Desoto St.	Providence
65A	D.S. International Chromium Plating - Addison Place	Providence
65B	U.S. International Chromium Plating - Addison Place	Providence
66A	Erickson Place	Providence
68A	D.S. 335 Valley St.	Providence
68B	U.S. 335 Valley St.	Providence
69A	D.S. 29 Aurora St.	Providence
69B	U.S. 29 Aurora St.	Providence
69C		Providence
69D		Providence
70A	D.S. A&F Plating & Universal Plating - River Ave.	Providence
70B	U.S. A&F Plating & Universal Plating - River Ave.	Providence
70C	U.S. Universal Plating, D.S. A&F Plating - River Avenue	Providence
71A	D.S. 555 Valley - Hemlock St.	Providence
71B	U.S. 555 Valley - Hemlock St.	Providence
72A	Drive Way Of 350 Kinsley Ave. Mill Complex	Providence
72B	Kinsley Ave.	Providence
73A	D.S. U.S. Former General Plating - Harris Ave.	Providence
73B	U.S. 586 Atwells Ave - Harris Ave.	Providence
73C	D.S. Former General Plating - Harris Ave.	Providence
74A	Curtis St.	Providence
75A	U.S. Umicore - Sims St.	Providence
75B	D.S. 50 Sims Ave.	Providence
75C	D.S. 50 Sims Ave.	Providence
75D	D.S. 498 Kinsley - Sims St.	Providence
76A	Olneyville Drainage District - Valley St.	Providence
77A	D.S. Atlantic Mills Complex - Manton Ave.	Providence
77B	U.S. Atlantic Mills Complex - Manton Ave.	Providence
78A	Delaine Street	Providence
78D	D.S. Ocean Metals - Delaine Street	Providence
79A	D.S. 230 Oak St. - Agnes St.	Providence
79B	U.S. 230 Oak St. - Magnolia St.	Providence
79C	U.S. D & L Sales	Providence
79D	D.S. D & L Sales	Providence
80A	D.S. 91 Hartford Ave.	Providence
80B	U.S. 91 Hartford Ave.	Providence
81A	D.S. Contract Specialities - Hartford Ave.	Providence
81B	U.S. Contract Specialities - Hartford Ave.	Providence

**Field's Point
Manhole Legend**

<u>Manhole #</u>	<u>Description</u>	<u>City</u>
82A	King Phillip St.	Providence
82B	King Phillip St.	Providence
83A	D.S. 50 Valley St.	Providence
83B	U.S. 50 Valley St.	Providence
84A	D.S. 415 Valley St.	Providence
84B	U.S. 415 Valley St.	Providence
85A	Spruce Street	Providence
85B	Spruce Street	Providence
86A	D.S. 219 West Park St.	Providence
86B	U.S. 219 West Park St.	Providence
87A	D.S. 69 Bath St.	Providence
87B	U.S. 69 Bath St.	Providence
88A	West River St.	Providence
88B	West River St.	Providence
89A	D.S. Home Depot Charles St.	Providence
89B	U.S. Home Depot- Charles St.	Providence
90A	D.S. Drew Easton Company - Whipple St.	Providence
90B	U.S. Drew Easton Company - Whipple St.	Providence
91A	D.S. Fashion Accents - Nashua St.	Providence
91B	U.S. Fashion Accents - Nashua St.	Providence
92A	D.S. 35 Livingston - Livingston St.	Providence
92B	U.S. 35 Livingston - Livingston St.	Providence
93A	D.S. GCI - Touro St.	Providence
93B	U.S. GCI - Touro St.	Providence
94A	D.S. 94 Silver Spring Street - Silver Spring St.	Providence
94B	U.S. 94 Silver Spring Street - Silver Spring St.	Providence
94C	D.S. 94 Silver Spring Street And Royal Little Drive- Silver Spring St.	Providence
95A	Branch Ave.	Providence
95B	Branch Ave.	Providence
96A	D.S. 812 Charles St.	Providence
96B	U.S. 812 Charles St.	Providence
97A	D.S. 1119 Douglas Ave.	Providence
97B	U.S. 1119 Douglas Ave.	Providence
98A	D.S. Electrolizing - Houghton Street	Providence
100A	D.S. 7 Ninigret Ave.	Providence
100B	U.S. 7 Ninigret Ave.	Providence
101A	D.S. 295 Lockwood - Meadow St.	Providence
101B	U.S. 295 Lockwood - Meadow St.	Providence
102A	D.S. 409 Pine Street - Pine St.	Providence
102B	U.S. 409 Pine Street - Pine St.	Providence
103	India Street Siphon	Providence
103A	India Street At South Water St.	Providence
104A	Valley Street At Amhearst	Providence
105A	D.S. Atamian - Silver Spring St.	Providence
106A	D.S. Sage Mfg. - Dexter St.	Providence
106B	U.S. Sage Mfg, D.S. D&D Chrome. - Dexter St.	Providence
107A	D.S. 15 Clarkson St.	Providence
107B	U.S. 15 Clarkson St.	Providence
108A	Washington St. Near Knight	Providence
109A	D.S. Mutual Metals - Corliss Street	Providence
109B	U.S. Mutaul Metals - Corliss Street	Providence
170A	D.S. 70 Royal Little Drive	Providence
170B	U.S. 70 Royal Little Drive	Providence

**Field's Point
Manhole Legend**

<u>Manhole #</u>	<u>Description</u>	<u>City</u>
175A	D.S. RIPTA - Melrose Street	Providence
175B	U.S. RIPTA - Melrose Street	Providence
180A	D.S. Style Accessories - Acorn Street	Providence
180B	U.S. Style Accessories - Acorn Street	Providence
190	U.S. Manton Meter (Providence / Johnston Line)	Providence
193A	D.S. J.C. Gorham	Providence
193B	U.S. J.C. Gorham	Providence
200	South of Pumping Location @ Canada Pond	Providence
181A	D.S. International Insignia - Carolina Avenue	Providence
181B	U.S. International Insignia - Carolina Avenue	Providence
194	India Point Siphon	Providence
195	Davis Park	Providence
196	Branch Avenue at Silver Spring under Bridge	Providence
197	Dorrance and Dyer on Sidewalk	Providence
200	US Redwing St - West Side of Tracks	Providence
201	South of Reservoir - West Side of Tracks	Providence
500	Plainfield Street at Gifford Street	Providence
501	Plainfield Street before Webster	Providence
502	Duneford and Plainfield Street	Providence
503	Webster and plainfield	Providence
202A	DS Kirks Folly on Chapman St,	Providence
202B	US Kirks Folly on chapman st.	Providence
203A	DS Crisloid	Providence
203B	US Crisloid	Providence
204A	U.S. RI Heat Treating and D.S. Metallurgical Solutions - Aldrich	Providence
204B	U.S. Metallurgical Solutions - Aldrich	Providence
204C	D.S. RI Heat Treating - Aldrich	Providence
110A	D.S. 178 George Waterman Ave.	Johnston
110B	U.S. 178 George Waterman Ave.	Johnston
111A	D.S. Monarch Metal (G. Tanury) - Railroad Ave.	Johnston
111B	U.S. Monarch Metal(G. Tanury) - Railroad Ave.	Johnston
112A	D.S. 2 Putnam Avenue - Railroad Ave.-	Johnston
112B	U.S. 2 Putnam Avenue - Putnam Pike	Johnston
113A	D.S. 1 Goldsmith Street	Johnston
114A	D.S. 770 Hartford Ave.	Johnston
114B	U.S. 770 Hartford Ave.	Johnston
115A	D.S. 7 Victory Avenue - Oakdale Ave.	Johnston
116A	D.S. E & M Enterprises Ltd. - Dyerville Ave.	Johnston
116B	U.S. E & M Enterprises Ltd. - Dyerville Ave.	Johnston
117A	D.S. Alvit Tool & Die - Dyerville Ave.	Johnston
117B	U.S. Alvit Tool & Die - Hedley St.	Johnston
118A	D.S. 1284 Plainfield St.	Johnston
118B	U.S. 1284 Plainfield St.	Johnston
119A	D.S. Designs International - Hartford Ave.	Johnston
119B	U.S. Designs International - Hartford Ave.	Johnston
120	Plainfield Street, Johnston between School and Willow Street	Johnston
120A	D.S. 1309 Plainfield St.	Johnston
120B	U.S. 1309 Plainfield St.	Johnston
122A	D.S. Eastern Screw, U.S. Unique Plating - Mill St.	Johnston
122B	D.S. Unique Plating, U.S. AG&G - Mill St	Johnston
122C	D.S. AG&G, Unique & Eastern Screw - Mill St.	Johnston
123A	D.S. Difruscia - Starr St.	Johnston
123B	U.S. Difruscia Plating - Starr St.	Johnston

**Field's Point
Manhole Legend**

<u>Manhole #</u>	<u>Description</u>	<u>City</u>
124A	D.S. Tri-Jay - Industrial Lane	Johnston
124B	U.S. Tri-Jay - Industrial Lane	Johnston
125A	D.S. Tri-Jay - Industrial Lane Pump Station	Johnston
126A	Plainfield Street At Pocasset Street	Johnston
127A	D.S. ToolCraft/Rumart - Hartford Avenue	Johnston
127B	U.S. ToolCraft/RuMart D.S. KB Surfaces - Hartford Avenue	Johnston
127C	U.S. KB Surfaces - Hartford Avenue	Johnston
130A	DS Prince Enameling - Alcazar Avenue	Johnston
130B	US Prince Enameling - Borden and Alcazar Avenue	Johnston
131A	DS Quality Spray - Park Lane	Johnston
131B	US Quality Spray - Park Lane	Johnston
132	D.S. Rhode Island Bioenergy Facility, LLC. - Old Pocasset Road	Johnston
150A	D.S. Induplate, Evans Plating - Steere St.	North Providence
151A	D.S. Induplate - Waterman Avenue at Woodcliffe	North Providence
151B	U.S. Induplate - Waterman Avenue at Sawin	North Providence
151C	U.S. Induplate - Greystone Avenue	North Providence
153A	D.S. 50 Waterman Ave.	North Providence
153B	U.S. 50 Waterman Ave.	North Providence
154A	D.S. 12 Humbert St.	North Providence
154B	U.S. 12 Humbert St.	North Providence
155A	Charles Street	North Providence
155B	Charles Street	North Providence
156A	D.S. A. Harrison - Hurdis Street	North Providence
156B	U.S. A. Harrison - Hurdis Street	North Providence
157A	Douglas Avenue	North Providence
157B	Douglas Avenue	North Providence
158A	D.S. 184 Woonasquatucket Ave.	North Providence
158B	U.S. 184 Woonasquatucket Ave.	North Providence
159A	D.S. 1700 Smith Street	North Providence
159B	U.S. 1700 Smith Street	North Providence
161A	D.S. 2 Tag Drive - Tag Drive	North Providence
161B	U.S. 2 Tag Drive - Tag Drive	North Providence
165	639 Smithfield Road	North Providence
166	7 Joyce Street	North Providence
167	D.S. Annex Plating - Warren Avenue	North Providence
250A	Catch Basin In Parking Lot Of 1825 Mineral Spring Ave.	North Providence
250B	Catch Basin At Corner Of Mineral Spring Ave. & Hawthorne St.	North Providence

<u>Manhole #</u>	<u>Field's Point Sanitary Manholes</u>	<u>City</u>
S01	Regent Avenue at Huron	Providence
S02	Pearl Street	Providence
S03	New York Avenue	Providence
S04	Academy Avenue	North Providence
S05	Farm Street	Providence
S06	Pleasant Valley Parkway & River Avenue	Providence
S07	Linton Street	Providence
S08	Borden Avenue	Providence
S09	Governor Street	Providence
S10	River Road	Johnston
S11	Roanike Street	Providence
S12	Belmont Street	Providence
S13	Gruptone Street	Providence
S14	Teakwood Drvie	Providence
S15	Wood Street	North Providence
S16	Chapin Street	Johnston
S17	Ohio Avenue	Providence
S18	Mark Drive at Gillen Avenue	Providence
S19	California Avenue	Providence
S20	Gillen Avenue	North Providence
S21	South Larchmont	Providence
S22	791 Meadow Street DS Gillen Avenue at #42	North Providence
S23	792 Meadow Street at Gillen Avenue	North Providence
S24	180 Indiana Avenue	North Providence
S25	Melrose at Sumter	North Providence
S26	167 Vermont Avenue	Providence
S27	Manchester at Farm Road	Providence
S28	Ambrose Street	Providence
S29	Florence Street	North Providence
S30	Vermont Avenue	North Providence
S31	Gillen Avenue at Ambrose	North Providence
S32	Gillen Avenue at Florence	Providence
S33	Ellery Street	North Providence
S34	Oak Street	North Providence
S35	India at South Main Street	Providence
S36	Brook at India	Providence
S37	Whittier	Providence
S38	Webb Street	Providence
S39	Gillen Avenue at Lincoln	Providence
S40	Ambrose Street at Borah	Providence
S41	Bellevue Avenue	North Providence
S42	Ford Street	North Providence
S43	Washington Avenue	Providence

Field's Point
Manhole Data - 2024

Manhole #	Date	Cd	Cr	Cu	Pb	Ni	Ag	Zn	CN	pH	O & G	TTO	Other Parameters
F04A	3/6/2024	0.015	0.075	0.020	0.075	0.050	0.025	0.060	0.010	6.7			
F04A	9/11/2024	0.015	0.075	0.040	0.075	0.050	0.025	0.075	0.004	7.5			
F04B	3/6/2024	0.015	0.075	0.051	0.075	0.050	0.025	0.068	0.005	7.1			
F04B	9/11/2024												Dry - No Sample
F07	6/26/2024	0.015	0.075	7.246	0.075	0.484	0.061	1.466	0.156	7.1			
F07	12/26/2024	0.015	0.075	0.053	0.075	0.063	0.025	0.060	0.045	6.9			
F08A	1/3/2024	0.015	0.075	0.208	0.075	0.184	0.044	0.321	0.082	8.3			
F08A	5/8/2024	0.015	0.075	0.284	0.075	0.441	0.025	0.243	0.012	7.5			
F08A	8/21/2024	0.015	0.093	0.161	0.075	0.050	0.025	1.365	0.004	8.1			
F08B	1/3/2024	0.015	0.075	0.035	0.075	0.050	0.025	0.068	0.004	8.2			
F08B	5/8/2024	0.015	0.075	0.020	0.075	0.050	0.025	0.090	0.004	7.3			
F08B	8/21/2024	0.150	0.075	0.061	0.075	0.052	0.025	0.077	0.004	7.7			
F09A	6/5/2024	0.015	0.688	0.270	0.075	0.050	0.025	0.537	0.062	8.3			
F09A	10/16/2024	0.015	0.075	1.289	0.075	1.254	0.025	0.271	0.010	7.3			
F09B	10/16/2024												Dry - No Sample
F09C	6/5/2024	0.015	0.956	0.095	0.075	0.050	0.025	0.060	0.068	8.9			
F09C	10/16/2024	0.015	0.075	1.077	0.075	1.127	0.025	0.227	0.012	7.0			
F11A	1/3/2024	0.015	0.095	0.749	0.075	1.011	0.046	0.881	0.160	8.0			
F11A	8/21/2024	0.015	0.145	0.295	0.075	0.329	0.025	0.323	0.079	7.2			
F11B	1/3/2024	0.015	0.075	0.178	0.075	0.050	0.025	0.632	0.005	8.1			
F11B	8/21/2024	0.015	0.114	0.623	0.075	0.073	0.025	0.912	0.010	7.8			
F11C	1/3/2024	0.015	0.075	0.047	0.075	0.050	0.025	0.094	0.004	7.9			
F11C	8/21/2024	0.015	0.075	0.074	0.075	0.050	0.025	0.157	0.011	7.8			
F13A	1/31/2024	0.015	0.075	0.020	0.075	0.050	0.025	0.089	0.008	6.6			
F13A	12/18/2024	0.015	0.075	0.095	0.075	0.050	0.025	0.160	0.004	6.7			
F13B	7/24/2024	0.015	0.075	0.025	0.075	0.050	0.025	0.169	0.004	6.9			
F13B	1/31/2024	0.015	0.075	0.020	0.075	0.050	0.025	0.109	0.005	7.1			
F13B	7/24/2024	0.015	0.075	0.021	0.075	0.050	0.025	0.150	0.004	6.5			
F13B	12/18/2024	0.015	0.075	0.089	0.075	0.050	0.025	0.157	0.012	6.6			
F23A	7/10/2024	0.015	0.075	0.049	0.075	0.050	0.025	0.117	0.005	7.4			
F23A	10/2/2024	0.015	0.075	0.331	0.075	0.656	0.025	0.163	0.037	6.4			
F23A	12/4/2024	0.015	0.075	0.051	0.075	0.080	0.025	0.073	0.031	6.9			
F23B	7/10/2024	0.015	0.075	0.027	0.075	0.050	0.025	0.143	0.004	8.3			
F23B	10/2/2024												Dry - No Sample
F23B	12/4/2024	0.015	0.075	0.021	0.075	0.050	0.025	0.095	0.004	6.9			
F44A	6/26/2024	0.015	0.075	0.069	0.075	0.050	0.025	0.152	0.004	6.7			
F44A	12/4/2024	0.015	0.075	0.530	0.075	0.050	0.025	1.167	0.004	6.3			
F44A	12/25/2024	0.015	0.075	0.020	0.075	0.050	0.025	0.060	0.004	7.0			
F45A	4/3/2024	0.015	0.075	0.094	0.075	0.050	0.055	0.284	0.005	7.0			
F45A	6/26/2024	0.015	0.075	0.020	0.075	0.050	0.025	0.060	0.004	7.4			
F45A	9/11/2024	0.015	0.075	0.091	0.075	0.500	0.025	0.196	0.004	7.0			
F45A	12/4/2024	0.015	0.075	0.055	0.075	0.050	0.025	0.063	0.004	6.6			
F45A	12/26/2024	0.015	0.075	0.020	0.075	0.050	0.025	0.060	0.005	7.0			
F45B	4/3/2024	0.015	0.075	0.020	0.075	0.050	0.025	0.123	0.006	7.3			
F45B	9/11/2024	0.015	0.075	0.087	0.075	0.500	0.036	0.336		7.3			
F48A	4/3/2024	0.015	0.075	0.020	0.075	0.050	0.025	0.062	0.004	7.0			
F48A	9/11/2024	0.015	0.075	0.211	0.075	0.050	0.095	0.944	0.008	6.7			
F48A	12/4/2024	0.015	0.075	0.084	0.075	0.050	0.048	0.564	0.004	7.7			
F48B	4/3/2024												Dry - No Sample
F48B	9/11/2014												Dry - No Sample
F48B	12/4/2024												Dry - No Sample
F51	12/25/2024	0.015	0.075	0.020	0.075	0.050	0.025	0.128	0.004	6.5			
F53A	5/8/2024	0.015	0.075	0.023	0.075	0.064	0.025	0.151	0.004	6.9			
F53A	10/2/2024	0.015	0.192	0.170	0.075	1.793	0.025	1.197	0.010	6.6			

Field's Point
Manhole Data - 2024

Manhole #	Date	Cd	Cr	Cu	Pb	Ni	Ag	Zn	CN	pH	O & G	TTO	Other Parameters
F53B	5/8/2024	0.015	0.075	0.336	0.381	0.050	0.025	2.219	0.006	5.8			
F53B	10/2/2024	0.015	0.075	0.191	0.075	0.050	0.025	1.388	0.004	6.5			
F65A	7/10/2024	0.016	1.730	0.103	0.075	0.093	0.025	0.099	0.006	6.8			
F65A	10/30/2024	0.015	0.859	0.044	0.075	0.101	0.025	0.093	0.004	6.9			
F65B	7/10/2024												No Sample, line clogged
F65B	10/30/2024	0.015	0.177	0.055	0.075	0.050	0.025	0.087	0.004	6.9			
F70A	1/10/2024	0.015	0.160	5.304	0.222	16.170	0.193	2.302	5.000	7.2			
F70A	3/20/2024	0.015	0.075	3.267	0.174	4.283	0.036	0.496	2.510	7.1			
F70A	9/17/2024	0.015	0.075	0.168	0.075	0.192	0.025	0.186	0.021	7.0			
F70B	1/10/2024												No Sample
F70B	3/20/2024												No Sample, very low flow
F70B	9/17/2024												No Flow
F70C	1/10/2024	0.015	0.075	0.169	0.075	0.468	0.025	0.491	0.025	6.9			
F70C	3/20/2024	0.015	0.075	5.886	0.557	35.010	0.135	3.571	1.980	6.6			
F70C	9/17/2024	0.015	0.075	1.131	0.141	0.942	0.025	0.560	0.039	7.2			
F78A	6/26/2024	0.015	0.075	0.156	0.075	0.050	0.025	0.506	0.005	6.7			
F78A	12/26/2024	0.015	0.075	0.027	0.075	0.050	0.025	0.827	0.007	7.1			
F81A	8/7/2024	0.015	0.075	0.172	0.075	0.050	0.025	0.179	0.004	7.3			
F81B	8/7/2024	0.015	0.075	0.020	0.075	0.050	0.025	0.096	0.004	6.9			
F98A	7/24/2024	0.015	0.356	0.084	0.075	0.050	0.025	0.198	0.004	6.6			
F98A	10/16/2024	0.015	0.326	0.254	0.075	0.050	0.025	0.745	0.004	7.2			
F111A	5/8/2024	0.015	0.075	0.685	0.075	0.873	0.108	0.131	1.190	6.7			
F111A	10/2/2024	0.015	0.075	1.333	0.075	1.788	0.071	0.320	0.061	6.5			
F111B	5/8/2024	0.015	0.075	0.022	0.075	0.050	0.025	0.111	0.004	6.8			
F111B	10/2/2024	0.015	0.075	0.166	0.075	0.050	0.025	0.361	0.004	6.8			
F116A	3/6/2024	0.015	0.075	0.028	0.075	0.050	0.025	0.060	0.015	7.4			
F116A	8/7/2024	0.015	0.075	0.049	0.075	0.050	0.025	0.134	0.004	7.1			
F116B	3/6/2024	0.015	0.075	0.047	0.075	0.005	0.025	0.060	0.004	6.2			
F116B	8/7/2024	0.015	0.075	0.062	0.075	0.050	0.025	0.164	0.004	6.9			
F120	6/26/2024	0.015	0.077	0.376	0.075	0.128	0.025	1.982	0.014	7.1			
F120	12/26/2024	0.015	0.100	0.092	0.075	0.105	0.025	1.612	0.026	7.8			
F122A	1/31/2024	0.015	0.075	0.020	0.075	0.050	0.025	0.060	0.004	7.1			
F122A	3/20/2024	0.015	0.075	0.024	0.075	0.050	0.025	0.060	0.004	6.9			
F122A	4/24/2024	0.015	0.075	0.020	0.750	0.050	0.250	0.060	0.004	6.7			
F122A	10/30/2024	0.015	0.075	0.275	0.075	0.242	0.025	0.135	0.081	6.9			
F122A	11/14/2024	0.015	0.075	0.075	0.075	0.050	0.025	0.164	0.004	7.6			
F122B	1/31/2024	0.015	0.075	0.146	0.075	0.065	0.025	0.074	0.036	7.1			
F122B	3/20/2024	0.015	0.075	0.121	0.075	0.060	0.025	0.060	0.032	7.0			
F122B	4/24/2024	0.015	0.075	0.033	0.075	0.050	0.025	0.135	0.004	8.0			
F122B	10/30/2024	0.015	0.075	0.039	0.075	0.050	0.025	0.094	0.004	7.9			
F122B	11/14/2024	0.015	0.075	0.071	0.075	0.063	0.025	0.082	0.005	7.2			
F123A	1/10/2024	0.015	0.075	0.050	0.075	0.050	0.025	0.208	0.004	6.8			
F123A	2/14/2024	0.015	0.075	0.020	0.075	0.050	0.025	0.075	0.004	7.2			
F123A	4/24/2024	0.015	0.075	0.022	0.075	0.050	0.025	0.205	0.004	6.6			
F123A	5/22/2024	0.015	0.075	0.081	0.075	0.140	0.025	0.835	0.004	6.3			
F123A	9/17/2024	0.015	0.075	0.584	0.075	0.063	0.025	0.873	0.049	6.5			
F123A	11/14/2024	0.015	0.075	0.045	0.075	0.050	0.025	0.163	0.004	7.4			
F123B	1/10/2024	0.015	0.075	0.020	0.075	0.050	0.025	0.084	0.004	7.3			
F123B	2/14/2024	0.015	15.130	0.020	0.075	0.100	0.025	0.061	0.005	7.3			
F123B	4/24/2024	0.015	0.075	0.020	0.075	0.050	0.025	0.060	0.004	6.9			
F123B	5/22/2024	0.015	0.075	0.020	0.075	0.050	0.025	0.085	0.008	7.2			
F123B	9/17/2024	0.015	0.075	0.020	0.075	0.050	0.025	0.060	0.004	6.8			
F123B	11/24/2024	0.015	0.075	0.020	0.075	0.050	0.025	0.084	0.040	7.5			
F124B	1/31/2024	0.015	0.075	0.020	0.075	0.050	0.025	0.119	0.004	7.1			

Field's Point
Manhole Data - 2024

Manhole #	Date	Cd	Cr	Cu	Pb	Ni	Ag	Zn	CN	pH	O & G	TTO	Other Parameters
F124B	7/10/2024	0.015	0.075	0.020	0.075	0.050	0.025	0.085	0.004	6.9			
F124B	10/30/2024	0.015	0.075	0.074	0.075	0.050	0.025	0.147	0.004	6.1			
F125A	1/31/2024	0.015	0.075	0.117	0.075	0.076	0.029	0.112	0.025	7.2			
F125A	6/26/2024	0.015	0.075	0.051	0.075	0.500	0.066	0.085	0.030	7.3			
F125A	7/10/2024	0.015	0.075	0.245	0.075	0.059	0.025	0.089	0.007	7.2			
F125A	10/30/2024	0.015	0.075	0.090	0.075	0.051	0.025	0.060	0.010	6.4			
F125A	12/25/2024	0.015	0.075	0.020	0.075	0.050	0.025	0.060	0.004	7.3			
F132	1/10/2024	0.015	0.075	0.057	0.075	0.060	0.025	0.265	0.015	7.9			
F132	2/14/2024	0.015	0.075	0.141	0.075	0.079	0.025	0.532	0.033	7.1			
F132	3/20/2024	0.015	0.075	0.072	0.075	0.073	0.025	0.397	0.029	8.0			
F132	5/22/2024	0.015	0.075	0.032	0.075	0.050	0.025	0.137		8.2			
F132	9/17/2024												No Flow
F132	11/14/2024	0.015	0.075	0.113	0.075	0.073	0.025	0.345	0.171	7.8			
F151A	3/6/2024	0.015	0.075	0.020	0.075	0.050	0.025	0.626	0.014	6.2			
F151A	10/16/2024	0.015	0.252	0.063	0.075	0.212	0.025	0.750	0.016	7.2			
F151B	3/6/2024	0.015	0.075	0.020	0.075	0.050	0.025	0.070	0.005	6.7			
F151B	10/16/2024	0.015	0.075	0.037	0.075	0.162	0.025	0.189	0.004	7.1			
F181A	1/3/2024	0.015	0.075	0.787	0.075	1.376	0.025	0.232	0.010	7.1			
F181A	8/21/2024	0.015	0.075	0.535	0.075	1.230	0.025	0.196	0.021	6.9			
F181B	8/21/2024												No Sample
F204A	2/14/2024	0.015	0.075	0.020	0.075	0.050	0.025	0.193	0.004	7.0			
F204A	6/5/2024	0.018	0.079	0.226	0.111	0.050	0.025	0.634	0.017	7.3			
F204A	7/24/2024	0.015	0.075	0.052	0.075	0.050	0.025	0.226	0.015	7.1			
F204A	12/18/2024	0.015	0.075	0.059	0.075	0.050	0.025	0.298	0.006	7.5			
F204B	2/14/2024	0.015	2.056	0.041	0.075	0.050	0.025	0.186	0.004	7.1			
F204B	7/24/2024	0.015	0.087	0.521	0.130	0.067	0.025	1.960	0.016	6.5			
F204B	12/18/2024	0.015	0.075	0.036	0.075	0.050	0.025	0.156	0.009	6.9			
F204C	6/5/2024	0.015	0.075	0.049	0.075	0.050	0.025	0.088	0.004	7.4			
F204C	7/24/2024	0.015	0.075	0.355	0.075	0.056	0.025	0.335	0.004	7.3			
F204C	12/18/2024	0.015	0.075	0.051	0.075	0.050	0.025	0.297	0.010	7.9			
FS01	7/24/2024	0.0002	0.0017	0.0252	0.0102	0.0038	0.0004	0.1517	0.004	6.7			Hg = 38.2 ppt TSS = 213.00 ppm BOD = 316.00 ppm CBOD = 311.13 ppm Al = 308.0 ppb As = 0.5627 ppb Mo = 0.9395 ppb Se = <1.000 ppb
FS04	3/20/2024	0.0002	0.0057	0.0201	0.0072	0.0078	0.0004	0.1125	0.006	7.3			Hg = 21.0 ppt TSS = 266.0 ppm BOD = 306.61 ppm Al = 152.4 ppb As = 0.5347 ppb Mo = 1.071 ppb Se = <1.000 ppb

Field's Point
Manhole Data - 2024

Manhole #	Date	Cd	Cr	Cu	Pb	Ni	Ag	Zn	CN	pH	O & G	TTO	Other Parameters
FS21	10/16/2024	0.0000	0.0012	0.0037	0.0005	0.0019	0.0000	0.0220	0.0040	6.5			Hg = <1.000 ppt TSS = 166.0 ppm BOD = 117.20 ppm CBOD = 99.47 ppm Al = 71.37 ppb As = <0.500 ppb Mo = <0.300 ppb Se = <1.000 ppb
FS24	1/3/2024	0.0003	0.0034	0.0807	0.0297	0.0057	0.0029	0.3031	0.0040	7.0			Hg = 18.0 ppt TSS = 4590.0 ppm BOD = 95.54 ppm CBOD = 143.81 ppm Al = 816.6 ppb As = 0.9132 ppb Mo = 2.098 ppb Se = 1.038 ppb
FS25	7/10/2024	0.0001	0.0010	0.0233	0.0123	0.0038	0.0001	0.1351	0.0040	7.2			Hg = 30.6 ppt TSS = 260.0 ppm BOD = 389.41 ppm CBOD = 389.13 ppm Al = 319.7 ppb As = <0.500 ppb Mo = 4.130 ppb Se = <1.000 ppb
FS26	8/7/2024	0.0001	0.0012	0.0132	0.0039	0.0025	0.0001	0.7450	0.0040	7.2			Hg = 9.70 ppt TSS = 145.00 ppm BOD = 277.61 ppm CBOD = 266.26 ppm Al = 404.2 ppb As = <0.500 ppb Mo = 0.6749 ppb Se = <1.000 ppb
FS26	10/2/2024	0.0001	0.0130	0.0378	0.0347	0.0141	0.0001	0.1542	0.0040	7.1			Hg = <0.20 ppb TSS = 192.0 ppm BOD = 389.23 ppm CBOD = 374.18 ppm Al = 369.2 ppb As = <0.500 ppb Mo = 0.4596 ppb Se = <1.000 ppb
FS34	5/8/2024	0.0001	0.0044	0.0226	0.0209	0.0036	0.0002	0.0956	0.0040	6.3			Hg = 11.4 ppt TSS = 454.0 ppm BOD = 592.81 ppm CBOD = 503.65 ppm Al = 593.1 ppb As = 0.6495 ppb Mo = 0.8028 ppb Se = <1.000 ppb

***SURVEILLANCE MANHOLE
MONITORING DATA
AND LEGEND***

BUCKLIN POINT

**Bucklin Point
Manhole Legend**

<u>Manhole #</u>	<u>Description</u>	<u>City</u>
01	Combined influent at plant	East Providence
02	Influent BVI	East Providence
03	Influent EPI	East Providence
05A	U.S. 54 Taylor Street	East Providence
05B	D.S. 54 Taylor Street	East Providence
06A	U.S. 275 Ferris Avenue	East Providence
06B	D.S. 275 Ferris Avenue	East Providence
07A	U.S. Interplex Metals - Ferris Avenue	East Providence
07B	D.S. Interplex Metals - Ferris Avenue	East Providence
08	Narragansett Park Drive	East Providence
09	Narragansett Park Drive	East Providence
10A	U.S. 320 Narragansett Park Drive	East Providence
10B	D.S. 320 Narragansett Park Drive	East Providence
11A	U.S. 200 Massasoit Avenue	East Providence
11B	D.S. 200 Massasoit Avenue	East Providence
12A	U.S. Evans Findings Company, Inc. - Eastern Avenue	East Providence
12B	D.S. Evans Findings Company, Inc. - Eastern Avenue	East Providence
13A	US Godfrey & Wing - DS A&J Mold Dexter Street	East Providence
13B	DS Godfrey & Wing - Dexter Street Near pump Station	East Providence
13C	US A&J Mold Dexter Street	East Providence
14A	U.S. Aspen Aerogels - Center of driveway directly after the guard shack	East Providence
14B	D.S. Aspen Aerogels - Parking lot toward rear of the building near telephone pole #21-8	East Providence
15A	U.S. Gripnail - Dexter Road	East Providence
15B	D.S. Gripnail - Dexter Road	East Providence
16A	U.S Best Engineered Surface Tech. and Eaton Mfg. and Teknicote - New Road	East Providence
16B	D.S. Best Engineered Surface Tech. and Eaton Mfg. and Teknicote - New Road	East Providence
17	D.S. 105 Dexter Road	East Providence
20	BVI at the entrance to the Landfill on Nassau Street	Pawtucket
21A	D.S. Former Slater Screen Print, Slater Dye Works - School Street	Pawtucket
21B	U.S. Former Slater Screen Print, Slater Dye Works - School Street	Pawtucket
22A	Prospect Street	Pawtucket
22B	Prospect Street	Pawtucket
23	School Street behind Boy's Club (BVI & MVI)	Pawtucket
24A	MVI at the Seekonk Syphon	Pawtucket
24B	BVI at the Seekonk Syphon	Pawtucket
25A	U.S. R&D Manufacturing - Dunnell Lane	Pawtucket
25B	D.S. R&D Manufacturing - Dunnell Lane	Pawtucket
26A	U.S. Hord Corporation - York Avenue	Pawtucket
26B	D.S. Hord Corporation - York Avenue	Pawtucket
27A	U.S. 9wHalo Textile Services - Glenwood Avenue	Pawtucket
27B	D.S. 9wHalo Textile Services - Glenwood Avenue	Pawtucket
28A	U.S. One Moshassuck Street - Zarts parking lot in corner next to river	Pawtucket
28B	D.S. Esten Ave. w/overflow from One Moshassuck St. -Zarts parking lot in field next to Moshassuck St.	Pawtucket
28C	D.S. One Moshassuck St. - Moshassuck Street	Pawtucket
29A	U.S. 245 Esten Avenue	Pawtucket
29B	D.S. 245 Esten Avenue	Pawtucket
30A	Esten Avenue at Vale Street	Pawtucket
30D	Esten Avenue at Patterson Avenue	Pawtucket
30E	Esten Avenue at Utton Avenue	Pawtucket
30B	U.S. Accent Plating - Esten Avenue	Pawtucket
30C	D.S. Accent Plating - Esten Avenue	Pawtucket
31A	U.S. Former Vitrus Inc. (881 Main) - Main Street	Pawtucket
31B	D.S. Former Vitrus Inc. (881 Main) - Warren Avenue	Pawtucket
32A	U.S. Former CHN Anodizing - Patterson Avenue	Pawtucket
32B	D.S. Former CHN Anodizing - Patterson Avenue	Pawtucket
33A	U.S. Former Bunge - Colfax Street	Pawtucket
33B	U.S. Former Bunge - Concord Street	Pawtucket
33C	D.S. Former Bunge (first manhole) - Concord Street	Pawtucket
33D	D.S. Former Bunge (second manhole) - Concord Street	Pawtucket
33E	D.S. Former Bunge manhole in EMI Pawtucket Power parking lot US Pawtucket Power	Pawtucket

**Bucklin Point
Manhole Legend**

<u>Manhole #</u>	<u>Description</u>	<u>City</u>
33F	D.S. EMI Pawtucket Power, Bunge- Concord Street	Pawtucket
34	D.S. Providence Metallizing, Levin Plating, National Ring Traveler - San Antonio Way & Grotto	Pawtucket
36A	U.S. Former Levin Plating - Mineral Spring Avenue	Pawtucket
36B	D.S. Former Levin Plating - Mineral Spring Avenue	Pawtucket
37A	U.S. Providence Metallizing and Prevision Polishing - Mineral Spring Avenue	Pawtucket
37B	D.S. Providence Metallizing and Precision Polishing- Mineral Spring Avenue	Pawtucket
37C	D.S. San ANtonio Way - Grotto Avenue	Pawtucket
38A	U.S. Summit Manufacturing & Darlene Jewelry - Pine Street	Pawtucket
38B	D.S. Summit Manufacturing & Darlene Jewelry - Pine Street	Pawtucket
39A	U.S. Summit Manufacturing - Waverly Place	Pawtucket
39B	D.S. Summit Manufacturing - Waverly Place	Pawtucket
40A	U.S. former Nulco Manufacturing - Lloyd Street	Pawtucket
40B	D.S. former Nulco Manufacturing - Lloyd Street	Pawtucket
41A	U.S. Bliss Manufacturing - Bacon Street at Moss Street	Pawtucket
41B	D.S. Bliss Manufacturing - Bacon Street at Lake Street	Pawtucket
42A	U.S. Union Wadding - Dexter Street	Pawtucket
42B	D.S. Union Wadding - Dexter Street	Pawtucket
43	D.S. 151 Exchange - Front Street	Pawtucket
44A	U.S. Truex - Nye Street	Pawtucket
44B	D.S. Truex - Nye Street	Pawtucket
45	D.S. 36 Freeman Street	Pawtucket
46A	U.S. 86 Harris Street	Pawtucket
46B	D.S. 86 Harris Street	Pawtucket
47	Narragansett Park Drive	Pawtucket
48A	Narragansett Park Drive	Pawtucket
48B	Narragansett Park Drive Bldg. 19 Parking Lot	Pawtucket
49A	U.S. Former Honeywell Sensing & Controls - Narragansett Park Drive	Pawtucket
49B	D.S. Former Honeywell Sensing & Controls - Narragansett Park Drive	Pawtucket
50A	U.S. 95 Grand Ave. - Carter Street	Pawtucket
50B	D.S. 95 Grand Ave. - Carter Street	Pawtucket
51A	U.S. 95 Grand Ave. - Carter Street	Pawtucket
51B	D.S. 95 Grand Ave. - Carter Street	Pawtucket
52A	U.S. 20 Rhode Island Avenue - Rhode Island Avenue	Pawtucket
52B	D.S. 20 Rhode Island Avenue - Rhode Island Avenue	Pawtucket
53	Moshassuck Street	Pawtucket
54A	U.S. 93 Park Place- Pine Street	Pawtucket
54B	D.S. 93 Park Place- Park Place	Pawtucket
60	Mineral Spring Street Before Lorraine	Pawtucket
61	Lorraine Street	Pawtucket
62	484 Mineral Spring	Pawtucket
63	Owen Avenue and Fairlawn Avenue	Pawtucket
64	San Antonio Way	Pawtucket
65	DS Providence Metallizing Grotto Avenue near Pole 16	Pawtucket
66A	U.S. Agar Machining	Pawtucket
66B	D.S. Agar Machining	Pawtucket
67A	U.S. 185 York Ave	Pawtucket
67B	D.S. 185 York Ave	Pawtucket
68A	U.S. Antaya tech. Schofield	Pawtucket
68B	D.S. Antaya Tech. Schofield	Pawtucket
70A	US harris Industries and Conrad Jarvis Mill Building - Conant street	Pawtucket
70B	Outside Harris Industries/Conrad Jarvis Mill Building	Pawtucket
70C	Outside Harris Industries/Conrad Jarvis Mill Building	Pawtucket
70D	DS Harris Industries and Conrad Jarvis Mill Building - Conant Street	Pawtucket
76B	D.S. Madison Cutting Tool - Narragansett Park Drive	Pawtucket
77A	U.S. Ecological Fibers - York	Pawtucket
77B	D.S. Ecological Fibers - York	Pawtucket
70A	Roosevelt Avenue	Central Falls
70B	Roosevelt Avenue	Central Falls
71	Roosevelt Avenue	Central Falls
72A	U.S. 400 Broad Street	Central Falls

**Bucklin Point
Manhole Legend**

<u>Manhole #</u>	<u>Description</u>	<u>City</u>
72B	D.S. 400 Broad Street	Central Falls
73A	U.S. Murdock Webbing - Foundry Street	Central Falls
73B	D.S. Murdock Webbing - Foundry Street	Central Falls
74	D.S. Former Liberty Plating (6 Chace) - Chace's Place	Central Falls
75A	U.S. 1193 Broad Street - Hunt Street	Central Falls
75B	D.S. 1193 Broad Street - Hunt Street	Central Falls
90	Davies High School Pump Station (Field's Point)	Lincoln
90A	D.S. CCRI - Old Louisquisset Pike (Field's Point)	Lincoln
90B	U.S. Lincoln Park - Old Louisquisset Pike (Field's Point)	Lincoln
90C	D.S. Lincoln Park - Old Louisquisset Pike (Field's Point)	Lincoln
91	D.S. everyone in the Lincoln Industrial Parks NewEngland Way	Lincoln
92A	U.S. Tanury Industries - New England Way	Lincoln
92B	D.S. Tanury Industries U.S. Chemart Co. - New England Way	Lincoln
92C	D.S. Tanury Industries, Chemart Co. - New England Way	Lincoln
92D	U.S. 1 New England Way	Lincoln
92E	D.S. 1New England Way	Lincoln
93	Wellington Road	Lincoln
94A	U.S. 2 Carol Drive - Carol Drive	Lincoln
94B	D.S. 2 Carol Drive - Carol Drive	Lincoln
94C	U.S. 4 Carol Drive	Lincoln
94D	D.S. 4 Carol Drive	Lincoln
94E	Manhole perpendicular to Carol Drive	Lincoln
95A	U.S. Materion Technical Materials Inc. - Wellington Road	Lincoln
95B	D.S. Materion Technical Materials Inc. U.S. General Cable - Wellington Road	Lincoln
95C	D.S. General Cable, Technical Materials Inc. - Wellington Road	Lincoln
96	D.S. Organic Dye - Crownmark Drive	Lincoln
97A	U.S. 1 Albion Way - George Washington Highway	Lincoln
97B	D.S. 1 Albion Way - George Washington Highway	Lincoln
98A	Old River Road	Lincoln
98B	New River Road	Lincoln
99	George Washington Highway Pump Station	Lincoln
100	Septage Receiving Station - manhole downstream of venturi tank	Lincoln
101A	U.S. AAI/Foster Grant - George Washington Highway	Lincoln
101B	D.S. AAI/Foster Grant - George Washington Highway	Lincoln
102A	U.S. Stackbin - Powder Hill Road	Lincoln
102B	D.S. Stackbin Powder Hill Road	Lincoln
103A	U.S. Vital Diagnostics	Lincoln
103B	D.S. Vital Diagnostics	Lincoln
104	D.S. Denison Pharmaceuticals - Powder Hill Road	Lincoln
129A	U.S. Michael Healey	Lincoln
129B	D.S. Michael Healey	Lincoln
120A	U.S. 10 Industrial Road	Cumberland
120B	D.S. 10 Industrial Road	Cumberland
120C	D.S. 10 and 20 Industrial Road	Cumberland
120D	Driveway at FedEx - Industrial Road	Cumberland
121A	U.S. BVI	Cumberland
121B	D.S. BVI	Cumberland
122A	U.S. Former KIK - Martin Street	Cumberland
122B	D.S. Former KIK, U.S. Environmental Compliance Systems - Martin Street	Cumberland
122C	D.S. 30 Martin Street Mill - Martin Street	Cumberland
123	D.S. 2 Titus Street, Cumberalnd - Titus Street	Cumberland
124A	U.S. Cintas	Cumberland
124B	D.S Cintas U.S. Tedor Pharma	Cumberland
124C	D.S. Tedor Pharma	Cumberland
125	D.S Tiffany - Maple Ridge Drive	Cumberland
126	D.S. HP Services - Scenic View Drive	Cumberland
127A	U.S. PicknPull - Macondray Street	Cumberland
127B	D.S. PicknPull - Macondray Street	Cumberland
128A	U.S. Hindley Mfg. - Haven St.	Cumberland
128B	D.S. Hindley Mfg -Hatch St,	Cumberland

**Bucklin Point
Manhole Legend**

<u>Manhole #</u>	<u>Description</u>	<u>City</u>
130A	U.S. Okonite - Industrial Lane	Cumberland
130B	D.S. Okonite - Rear lot of 35 Industrial Rd	Cumberland

<u>Manhole #</u>	<u>Bucklin Point Sanitary Manholes</u>	<u>City</u>
S01	Highland Street	Pawtucket
S02	Sayles Avenue	Pawtucket
S03	Bridal & Suffolk Way	Lincoln
S04	Countryside Drive	Lincoln
S05	Weeden & Lockwood	East Providence
S06	Coyle Avenue	Pawtucket
S07	Overland Avenue	Pawtucket
S08	Floral Park Boulevard	Pawtucket
S09	Legion Drive	Pawtucket
S10	Ridgewood Road	Pawtucket
S11	Don Avenue	East Providence
S12	Jenks Avenue	Central Falls
S13	Erica at Bridle	Lincoln
S14	Overland at Atwood	Pawtucket
S15	Bridle at Erica	Lincoln
S16	Floral Drive at Woodhaven	Pawtucket
S17	Oregon Avenue at Byron Avenue	Pawtucket
S18	Manistee at Miles Avenue	Pawtucket
S19	Burke and Darlingdale	Pawtucket
S20	Darlingdale	Pawtucket
S21	Cameron and Norris	Pawtucket
S22	Buclin Street	Pawtucket
S23	163 West Forest Avenue	Pawtucket
S24	Gates Avenue at Benjamin Street	Pawtucket
S25	Verdon	Pawtucket
S26	85 Maderia Avenue	Central Falls

Bucklin Point
Manhole Data - 2024

Manhole #	Date	Cd	Cr	Cu	Pb	Ni	Ag	Zn	CN	pH	O & G	TTO	Other Parameters
B07A	3/13/2024	0.015	0.075	0.020	0.075	0.050	0.025	0.060	0.004	6.4			
B07A	6/12/2024	0.015	0.075	0.020	0.075	0.050	0.025	0.060	0.004	6.8			
B07A	11/6/2024	0.015	0.075	0.081	0.075	0.050	0.025	0.242	0.004	7.0			
B07B	3/13/2024	0.015	0.075	0.020	0.075	0.050	0.025	0.060	0.004	6.6			
B07B	6/12/2024	0.015	0.075	0.020	0.075	0.050	0.025	0.060	0.004	6.8			
B07B	11/6/2024	0.015	0.075	0.097	0.075	0.500	0.025	0.381	0.004	6.9			
B08	7/2/2024	0.015	0.075	0.020	0.075	0.050	0.025	0.079	0.004	8.2			
B14A	5/1/2024	0.015	0.075	0.108	0.075	0.057	0.025	2.390	0.004	5.5			
B14A	10/9/2024	0.015	0.075	0.070	0.075	0.087	0.025	0.094	0.004	7.0			
B14B	5/1/2024	0.015	0.075	0.275	0.075	0.050	0.025	0.346	0.013	5.7			
B14B	10/9/2024	0.015	0.075	0.162	0.075	0.050	0.025	0.150	0.029	5.9			
B16A	3/13/2024	0.015	0.075	0.020	0.075	0.050	0.025	0.060	0.004	6.4			
B16A	7/31/2024	0.015	0.075	0.022	0.075	0.050	0.025	0.076	0.004	6.2			
B16A	11/20/2024	0.015	0.075	0.036	0.075	0.050	0.025	0.134	0.008	7.0			
B16B	3/13/2024	0.015	0.075	0.020	0.075	0.050	0.025	0.060	0.004	6.3			
B16B	7/31/2024	0.015	0.075	0.029	0.075	0.050	0.025	0.099	0.004	5.9			
B16B	11/20/2024	0.015	0.075	0.036	0.075	0.050	0.025	0.186	0.004	6.3			
B17A	10/9/2024												Dry - No Sample
B17A	5/1/2024	0.015	0.075	0.139	0.075	0.050	0.025	0.290	0.004	8.2			
B25A	3/13/2024	0.015	0.075	0.020	0.075	0.050	0.025	0.086	0.004	6.7			
B25A	6/12/2024	0.015	0.075	0.035	0.075	0.050	0.025	0.081	0.004	7.2			
B25A	11/20/2024	0.015	0.075	0.058	0.075	0.050	0.025	0.126	0.004	7.0			
B25B	3/13/2024	0.015	0.075	0.020	0.075	0.050	0.025	0.060	0.015	6.4			
B25B	6/12/2024	0.015	0.075	0.037	0.075	0.054	0.025	0.077	0.015	6.9			
B25B	11/20/2024	0.015	0.075	0.020	0.075	0.050	0.025	0.060	0.016	6.6			
B26A	1/24/2024	0.015	0.075	0.056	0.075	0.050	0.025	0.208	0.028	7.1			
B26A	6/12/2024	0.015	0.075	0.020	0.075	0.050	0.025	0.068	0.010	6.9			
B26A	11/6/2024	0.015	0.075	0.032	0.075	0.050	0.025	0.094	0.005	6.7			
B26B	1/24/2024	0.015	0.075	0.035	0.075	0.050	0.025	0.128	0.023	7.2			
B26B	6/12/2024	0.015	0.075	0.025	0.075	0.050	0.025	0.068	0.010	6.9			
B26B	11/6/2024	0.015	0.075	0.056	0.075	0.050	0.025	0.181	0.005	6.6			
B30B	5/1/2024	0.015	0.075	0.049	0.075	0.050	0.025	0.060	0.005	7.1			
B30B	10/24/2024	0.015	0.075	0.045	0.075	0.050	0.025	0.060	0.004	7.3			
B30C	5/1/2024	0.015	0.075	0.228	0.075	0.050	0.025	0.756	0.004	6.4			
B30C	10/24/2024	0.015	0.075	0.066	0.075	0.050	0.025	0.186	0.004	7.1			
B34	7/3/2024	0.015	0.075	0.020	0.075	0.051	0.025	0.060	0.004	7.5			
B37A	1/24/2024	0.015	0.075	0.037	0.075	0.050	0.025	0.089	0.006	7.0			
B37B	1/24/2024	0.015	0.075	0.044	0.075	0.050	0.025	0.121	0.005	7.1			
B39A	1/24/2024	0.015	0.075	0.020	0.075	0.050	0.025	0.060	0.004	7.7			
B39A	7/31/2024	0.015	0.075	0.020	0.075	0.050	0.025	0.060	0.004	7.3			
B39B	1/24/2024	0.015	0.099	0.699	0.075	0.068	0.025	0.060	0.008	7.4			
B39B	7/31/2024	0.015	0.075	0.020	0.075	0.050	0.025	0.062	0.004	6.5			
B41A	4/17/2024	0.015	0.075	0.238	0.075	0.050	0.056	0.553	0.261	6.6			
B41A	8/28/2024	0.015	0.075	0.115	0.075	0.050	0.025	0.396	0.004	7.1			
B41B	4/17/2024	0.015	0.075	0.105	0.075	0.051	0.025	0.142	0.004	7.0			
B41B	8/28/2024	0.015	0.075	0.187	0.075	0.050	0.025	0.587	0.005	6.6			
B44A	2/21/2024	0.015	0.075	0.040	0.075	0.050	0.025	0.081	0.004	7.4			
B44A	5/15/2024	0.015	0.075	0.052	0.075	0.050	0.025	0.113	0.004	6.7			
B44A	10/23/2024	0.015	0.075	0.117	0.075	0.050	0.025	0.478	0.008	6.7			
B44B	2/21/2024	0.015	0.075	0.095	0.075	0.050	0.025	0.304	0.004	7.7			
B44B	5/15/2024	0.015	0.075	0.100	0.075	0.050	0.025	0.307	0.004	6.7			

Bucklin Point
Manhole Data - 2024

Manhole #	Date	Cd	Cr	Cu	Pb	Ni	Ag	Zn	CN	pH	O & G	TTO	Other Parameters
B44B	10/23/2024	0.015	0.075	0.068	0.075	0.500	0.025	0.158	0.004	6.7			
B47	7/2/2024	0.015	0.075	0.250	0.075	0.050	0.025	0.271	0.004	7.6			
B73A	2/21/2024	0.015	0.075	0.078	0.075	0.050	0.025	0.252	0.008	6.4			
B73A	5/15/2024	0.015	0.075	0.042	0.075	0.050	0.025	0.164	0.008	5.0			
B73A	10/9/2024	0.015	0.075	0.127	0.075	0.050	0.025	0.468	0.008	5.9			
B73B	2/21/2024	0.015	0.075	0.042	0.075	0.050	0.025	0.138	0.008	7.5			
B73B	5/15/2024	0.015	0.075	0.090	0.075	0.050	0.025	0.163	0.004	6.6			
B73B	10/9/2024	0.015	0.075	0.104	0.075	0.056	0.025	0.236	0.004	7.1			
B77A	4/17/2024	0.015	0.075	0.050	0.075	0.050	0.025	0.135	0.004	7.3			
B77A	7/31/2024	0.015	0.075	0.160	0.075	0.050	0.025	0.305	0.004	6.7			
B77A	11/7/2024	0.015	0.075	0.202	0.075	0.050	0.025	0.605	0.004	7.7			
B77B	4/17/2024	0.015	0.075	0.045	0.075	0.050	0.025	0.107	0.004	8.0			
B77B	7/31/2024	0.015	0.075	0.059	0.075	0.050	0.025	1.480	0.004	7.2			
B77B	11/6/2024	0.015	0.075	0.060	0.075	0.050	0.025	1.309	0.008	7.8			
B91	2/28/2024	0.015	0.075	0.161	0.075	0.678	0.040	0.120	0.079	7.9			
B91	7/2/2024	0.015	0.418	0.297	0.075	0.993	0.069	0.085	0.041	7.1			
B92A	2/7/2024	0.015	0.075	0.032	0.075	0.050	0.025	0.067	0.008	8.3			
B92A	2/28/2024	0.015	0.075	0.088	0.075	0.050	0.025	0.292	0.005	8.5			
B92A	5/29/2024	0.015	0.075	0.124	0.075	0.050	0.025	0.159	0.007	7.1			
B92A	7/17/2024	0.015	0.075	0.054	0.075	0.050	0.025	0.108	0.004	6.7			
B92A	9/25/2024	0.015	0.075	0.106	0.075	0.050	0.025	0.326	0.005	6.8			
B92B	2/7/2024	0.015	0.075	0.326	0.075	1.481	0.058	0.060	0.294	7.3			
B92B	2/28/2024	0.015	0.191	0.227	0.075	1.414	0.038	0.103	0.057	7.5			
B92B	5/29/2024	0.015	0.021	0.100	0.075	0.415	0.025	0.060	0.026	6.9			
B92B	7/17/2024	0.015	0.251	0.590	0.075	1.309	0.047	0.132	0.008	6.7			
B92B	9/25/2024	0.015	0.271	0.931	0.075	1.030	0.076	0.072	0.036	6.7			
B92C	2/7/2024	0.015	0.075	0.101	0.075	0.260	0.025	0.060	0.033	7.1			
B92C	2/28/2024	0.015	0.092	0.334	0.075	4.127	0.016	0.251	0.194	4.4			
B92C	5/29/2024	0.015	0.075	0.045	0.075	0.145	0.025	0.060	0.007	6.9			
B92C	7/17/2024	0.015	1.157	0.212	0.075	0.453	0.062	0.060	0.010	7.2			
B92C	9/25/2024	0.015	0.080	0.196	0.075	0.395	0.038	0.084	0.009	6.3			
B95A	2/7/2024	0.015	0.075	0.020	0.075	0.050	0.025	0.066	0.004	7.3			
B95A	5/29/2024	0.015	0.075	0.026	0.075	0.050	0.025	0.060	0.004	6.6			
B95A	9/25/2024	0.015	0.075	0.030	0.075	0.050	0.025	0.098	0.004	7.0			
B95B	2/7/2024	0.015	0.075	0.040	0.075	0.050	0.022	0.080	0.004	7.1			
B95B	5/29/2024	0.015	0.075	0.020	0.075	0.050	0.025	0.060	0.004	6.9			
B95B	9/25/2024	0.015	0.075	0.023	0.075	0.050	0.025	0.060	0.004	6.8			
B95C	2/7/2024	0.015	0.075	0.020	0.075	0.050	0.025	0.060	0.004	7.0			
B95C	9/24/2024	0.015	0.075	0.026	0.075	0.056	0.025	0.060	0.004	7.0			
B96	4/10/2024	0.015	0.075	0.022	0.075	0.050	0.025	0.094	0.004	8.2			
B102B	2/28/2024	0.015	0.075	0.025	0.075	0.050	0.025	0.097	0.004	7.8			
B102B	4/10/2024	0.015	0.075	0.064	0.075	0.050	0.025	0.306	0.006	7.8			
B102B	11/20/2024	0.015	0.075	0.037	0.075	0.050	0.025	0.153	0.004	7.1			
B104	2/28/2024	0.015	0.075	0.020	0.075	0.050	0.025	0.060	0.004	7.8			
B104	4/10/2024	0.015	0.075	0.020	0.075	0.050	0.025	0.060	0.004	7.9			
B104	11/20/2024	0.015	0.075	0.034	0.075	0.050	0.025	0.060	0.004	7.0			
B124A	12/11/2024	0.015	0.075	0.131	0.075	0.072	0.025	0.585	0.004	8.6			
B124B	3/27/2024	0.015	0.075	0.036	0.075	0.066	0.025	0.385	0.006	7.2			
B124B	8/14/2024	0.015	0.075	0.270	0.100	0.076	0.025	0.617	0.004	7.5			

Bucklin Point
Manhole Data - 2024

Manhole #	Date	Cd	Cr	Cu	Pb	Ni	Ag	Zn	CN	pH	O & G	TTO	Other Parameters
B124B	12/11/2024	0.015	0.075	0.061	0.075	0.050	0.025	0.299	0.004	6.9			
B124C	3/27/2024	0.015	0.075	0.049	0.075	0.060	0.025	0.421	0.008	7.3			
B124C	8/14/2024	0.015	0.075	0.269	0.075	0.075	0.025	0.572	0.004	7.3			
B124C	12/11/2024	0.015	0.075	0.056	0.075	0.050	0.025	0.247	0.004	6.9			
B125	3/27/2024	0.015	0.075	0.041	0.075	0.050	0.025	0.066	0.004	8.1			
B125	8/24/2024	0.015	0.075	0.077	0.075	0.050	0.025	0.171	0.004	8.3			
B125	12/11/2024	0.015	0.075	0.033	0.075	0.050	0.025	0.060	0.004	8.3			
B126	3/27/2024	0.015	0.075	0.085	0.075	0.050	0.025	0.413	0.012	8.4			
B126	8/14/2024	0.015	0.075	0.109	0.075	0.050	0.196	0.023	0.004	8.4			
B128A	4/17/2024	0.015	0.075	0.033	0.075	0.050	0.025	0.132	0.004	7.4			
B128A	8/28/2024	0.015	0.075	0.390	0.075	0.050	0.025	0.558	0.004	6.2			
B128B	4/17/2024	0.015	0.075	0.064	0.075	0.050	0.025	0.177	0.004	7.1			
B128B	8/28/2024	0.015	0.075	0.072	0.075	0.050	0.025	0.109	0.004	7.8			
B130A	2/21/2024	0.015	0.075	0.044	0.075	0.050	0.025	0.118	0.004	7.6			
B130A	5/15/2024	0.015	0.075	0.061	0.075	0.050	0.025	0.129	0.004	6.9			
B130A	10/23/2024	0.015	0.075	0.060	0.075	0.050	0.025	0.119	0.004	7.0			
B130B	2/21/2024	0.015	0.075	0.029	0.075	0.050	0.025	0.093	0.004	7.2			
B130B	5/15/2024	0.015	0.075	0.030	0.075	0.050	0.025	0.085	0.004	6.5			
B130B	10/23/2024	0.015	0.075	0.086	0.075	0.050	0.025	0.275	0.004	6.7			
BS03	3/27/2024	0.0001	0.0004	0.0063	0.0003	0.0020	0.0001	0.0130	0.0040	7.0			Hg = 6.93 ppt TSS = 20.0 ppm BOD = 27.21 ppm CBOD = 26.56 ppm Al = 39.26 ppb As = <0.500 ppb Mo = <0.300 ppb Se = <1.000 ppb
BS03	12/11/2024	0.0000	0.0022	0.0234	0.0054	0.0023	0.0001	0.0616	0.0040	6.9			Hg = <1.000 ppt TSS = 131.33 ppm BOD = 106.96 ppm CBOD = 97.73 ppm Al = 270.7 ppb As = <0.500 ppb Mo = <0.300 ppb Se = <1.000 ppb
BS04	2/7/2024	0.0001	0.0004	0.0070	0.0003	0.0013	0.0000	0.0152	0.0040	6.8			Hg = 30.6 ppt TSS = 75.50 ppm BOD = 68.65 ppm CBOD = 69.03 ppm Al = 123.1 ppb As = <0.500 ppb Mo = <0.300 ppb Se = <1.000 ppb

Bucklin Point
Manhole Data - 2024

Manhole #	Date	Cd	Cr	Cu	Pb	Ni	Ag	Zn	CN	pH	O & G	TTO	Other Parameters
BS04	7/17/2024	0.0001	0.0010	0.0279	0.0007	0.0032	0.0001	0.0822	0.0040	7.3			Hg = 5.46 ppt TSS = 98.00 ppm BOD = 196.4 ppm CBOD = 144.90 ppm Al = 129.4 ppb As = <0.500 ppb Mo = 0.7509 ppb Se = <1.000 ppb
FS04	4/10/2024	0.0002	0.0022	0.0196	0.0005	0.0044	0.0001	0.0797	0.004	7.1			Hg = 6.23 ppt TSS = 272.50 ppm BOD = 265.35 ppm CBOD = 234.26 ppm Al = 154.0 ppb As = <0.500 ppb Mo = 0.7638 ppb Se = <1.000 ppb
BS05	3/13/2024	0.0002	0.0003	0.0014	0.0063	0.0019	0.0001	0.0217	0.0040	6.4			Hg = 1.26 ppt TSS = 2.5252 ppm BOD = 3.82 ppm CBOD = 3.58 ppm Al = 110.5 ppb As = <0.500 ppb Mo = <0.300 ppb Se = <1.000 ppb
BS07	1/24/2024	0.0001	0.0021	0.0080	0.0118	0.0014	0.0001	0.0432	0.0158	7.0			Hg = 3.25 ppt TSS = 53.00 ppm BOD = 4.09 ppm CBOD = 3.93 ppm Al = 421.1 ppb As = 0.7654 ppb Mo = 0.5226 ppb Se = <1.000 ppb
BS08	7/31/2024	0.0001	0.0009	0.0456	0.0124	0.0031	0.0001	0.1047	0.0040	6.5			Hg = 17.8 ppt TSS = 180.00 ppm BOD = 353.62 ppm CBOD = 359.05 ppm Al = 175.3 ppb As = 0.6430 ppb Mo = 0.7489 ppb Se = <1.000 ppb

Bucklin Point
Manhole Data - 2024

Manhole #	Date	Cd	Cr	Cu	Pb	Ni	Ag	Zn	CN	pH	O & G	TTO	Other Parameters
BS10	4/17/2024	0.0001	0.0006	0.0491	0.0057	0.0015	0.0001	0.0396	0.0040	6.8			Hg = 17.0 ppt TSS = 77.0 ppm BOD = 97.45 ppm CBOD = 97.38 ppm Al = 160.1 ppb As = <0.500 ppb Mo = <0.300 ppb Se = <1.000 ppb
BS10	8/28/2024	0.0002	0.0024	0.0947	0.0155	0.0037	0.0003	0.2556	0.0040	6.9			Hg = <0.20 ppb TSS = 93.00 ppm BOD = 231.99 ppm CBOD = 220.89 ppm Al = 561.5 ppb As = 0.5991 ppb Mo = 1.029 ppb Se = <1.000 ppb
BS13	2/28/2024	0.0001	0.0036	0.0677	0.0012	0.0033	0.0004	0.1845	0.0040	8.2			Hg = 16.8 ppt TSS = 1748.0 ppm BOD = 826.29 ppm CBOD = 792.08 ppm Al = 250.5 ppb As = 0.7566 ppb Mo = 0.5080 ppb Se = <1.000 ppb
BS13	8/14/2024	0.0004	0.0139	0.1168	0.0012	0.0126	0.0004	0.1741	0.0040	7.7			Hg = 40.7 ppt TSS = 536.67 ppm BOD = 660.70 ppm CBOD = 537.58 ppm Al = 871.0 ppb As = 1.571 ppb Mo = 1.177 ppb Se = <1.000 ppb
BS14	5/29/2024	0.0001	0.0004	0.0017	0.0006	0.0013	0.0000	0.0177	0.0040	6.6			Hg = 1.29 ppt TSS = 7.250 ppm BOD = <2.00 ppm CBOD = <2.00 ppm Al = 27.29 ppb As = <0.500 ppb Mo = <0.300 ppb Se = <1.00 ppb

Bucklin Point
Manhole Data - 2024

Manhole #	Date	Cd	Cr	Cu	Pb	Ni	Ag	Zn	CN	pH	O & G	TTO	Other Parameters
BS16	11/7/2024	0.0001	0.0076	0.0768	0.0095	0.0096	0.0002	0.1692	0.0080	7.4			Hg = 1.76 ppt TSS = 194.00 ppm BOD = 222.60 ppm CBOD = 234.30 ppm Al = 323.0 ppb As = 0.8975 Mo = <0.300 ppb Se = <1.000 ppb
BS17	10/9/2024	0.0001	0.0051	0.0475	0.0024	0.0064	0.0001	0.1034	0.0040	6.7			Hg = 1.70 ppt TSS = 238.00 ppm BOD = 363.22 ppm CBOD = 351.48 ppm Al = 278.2 ppb As = 1.128 ppb Mo = 1.237 ppb Se = <1.000 ppb
BS19	11/20/2024								0.0040	6.2			Hg = 3.02 ppt TSS = 344.00 ppm
BS20	5/15/2024	0.0001	0.0013	0.0394	0.0057	0.0027	0.0003	0.1125	0.0040	6.4			Hg = 17.8 ppt TSS = 241.00 ppm BOD = 334.31 ppm CBOD = 364.03 ppm Al = 211.7 ppb As = <0.500 ppb Mo = 1.467 ppb Se = <1.000 ppb
BS21	10/23/2024	0.0002	0.0031	0.0687	0.0017	0.0048	0.0001	0.1271	0.0040				Hg = 5.26 ppb TSS = 602.86 ppm BOD = 391.06 ppm CBOD = 328.48 ppm Al = 156.2 ppb As = <0.500 ppb Mo = 0.8570 ppb Se = <1.000 ppb
BS23	9/25/2024	0.0002	0.0017	0.0704	0.0250	0.0063	0.0008	0.1917	0.0080	6.6			Hg = <0.20 ppb TSS = 563.33 ppm BOD = 589.70 ppm CBOD = 634.91 ppm Al = 446.3 ppb As = <0.500 ppb Mo = 1.236 ppb Se = <1.000 ppb

Bucklin Point
Manhole Data - 2024

Manhole #	Date	Cd	Cr	Cu	Pb	Ni	Ag	Zn	CN	pH	O & G	TTO	Other Parameters
BS26	2/21/2024	0.0001	0.0010	0.0661	0.0031	0.0033	0.0001	0.0657	0.0064	8.1			Hg = 12.7 ppt TSS = 277.33 ppm BOD = 459.23 ppm CBOD = 325.35 ppm Al = 77.87 ppb As = <0.500 ppb Mo = 1.287 ppb Se = <1.000 ppb
BS24	6/12/2024	0.0002	0.0007	0.0313	0.0040	0.0023	0.0001	0.0832	0.0040	6.7			Hg = 34.0 ppt TSS = 188.00 ppm BOD = 186.73 ppm CBOD = 181.99 ppm Al = 223.9 ppb As = <0.500 ppb Mo = 0.3991 ppb Se = <1.000 ppb
BS26	5/1/2024	0.0001	0.0016	0.0972	0.0032	0.0028	0.0002	0.1264	0.0040	7.5			Hg = 6.79 ppt TSS = 279.00 ppm BOD = 742.56 ppm CBOD = 703.15 ppm Al = 812.6 ppb As = <0.500 ppb Mo = 1.556 ppb Se = <1.000 ppb

ATTACHMENT VOLUME II

SECTION 8

***SUMMARY OF NOTICE OF
VIOLATION LETTERS ISSUED***

***SUMMARY OF NOTICE OF
VIOLATION LETTERS ISSUED***

FIELD'S POINT

Summary of Notices of Violation
Field's Point - 2024

Cat	Company Name	Letter of Deficiency	Failure to Meet Stds. (NBC, User, Manhole)	Report Not Signed	Failure to Submit Report (SMCR, Analysis, pH, Certification)	Notice of pH Violations	Failure to Imm. Report Violation	Failure to Satisfy NBC Reqs.	Avg. Limit Violation	Failure to Sample / Analyze All Parameters	Failure to Accurately Report Effluent Values	Failure to Report Pretreatment Equip. Failure	Discharge of Prohibited Material	Failure to Maintain Pretreatment System	Discharging without Permit
89	D. Palmieri Bakery	0	0	0	0	0	0	0	0	0	0	0	0	0	0
74	D.E. Foods, LLC	0	0	0	0	0	0	0	0	0	0	0	0	0	0
97	D'Ambra Auto Sales	0	0	0	0	0	0	0	0	0	0	0	0	0	0
86	Darlington Memory Lane Inc.	0	0	0	0	0	0	0	0	0	0	0	0	0	0
85	Dave & Buster's	0	0	0	0	0	0	2	0	0	0	0	0	0	0
85	Dave's Coffee	0	0	0	0	0	0	1	0	0	0	0	0	0	0
85	DDO New England, LLC	0	0	0	0	0	0	0	0	0	0	0	0	0	0
85	DDO New England, LLC	0	0	0	0	0	0	0	0	0	0	0	0	0	0
85	DDO New England, LLC	0	0	0	0	0	0	0	0	0	0	0	0	0	0
85	DDO New England, LLC	0	0	0	0	0	0	0	0	0	0	0	0	0	0
97	Dean Auto Collision Center (North Main)	0	0	0	1	0	0	0	0	0	0	0	0	0	0
97	Dean Auto Collision Center Inc.	0	1	0	1	0	1	2	0	0	0	0	0	0	0
97	Dean Auto Collision Center Inc. (Livingston)	0	0	0	1	0	0	0	0	0	0	0	0	0	0
74	Deddeh's Kitchen	0	0	0	0	0	0	1	0	0	0	0	0	0	0
85	Delgado Inc.	0	0	0	0	0	0	0	0	0	0	0	0	0	0
81	DeLuise Bakery Inc.	0	0	0	9	0	0	0	0	0	0	0	0	0	0
82	Demoulas Supermarkets, Inc.	0	0	0	0	0	0	0	0	0	0	0	0	0	0
85	Den Den Cafe Asiana	0	0	0	0	0	0	0	0	0	0	0	0	0	0
85	Den Den Korean Fried Chicken	1	0	0	0	0	0	0	0	0	0	0	0	0	0
94	Denise M. Shapiro, DDS	0	0	0	0	0	0	0	0	0	0	0	0	0	0
94	Dental Associates of RI	0	0	0	0	0	0	0	0	0	0	0	0	0	0
52	Department of Administration	0	0	0	0	0	0	3	0	0	0	0	0	0	0
83	Department of Administration	0	0	0	0	0	0	0	0	0	0	0	0	0	0
90	Dept. of Veterans Affairs Medical Center	0	0	0	0	0	0	0	0	0	0	0	0	0	0
42	Designs International Inc.	0	0	0	0	0	0	0	0	0	0	0	0	0	0
97	Detroit Collision Center	0	0	0	0	0	0	0	0	0	0	0	0	0	0
92	Dexter Cleaners	0	0	0	0	0	0	1	0	0	0	0	0	0	0
85	Diegos Providence LLC	0	0	0	0	0	0	0	0	0	0	0	0	0	0
11	DiFruscia Industries, Inc.	0	3	0	3	0	0	1	0	0	0	0	0	0	0
85	Dinga Operating LLC	1	0	0	0	0	0	0	0	0	0	0	0	0	0
85	Diocese of Providence	0	0	0	0	0	0	0	0	0	0	0	0	0	0
52	Diocese of Providence - Office Building	0	0	0	0	0	0	1	0	0	0	0	0	0	0
85	Dolores	1	0	0	0	0	0	5	0	0	0	0	0	0	0
85	Domino's Pizza (Broad Street)	0	0	0	0	0	0	2	0	0	0	0	0	0	0
74	Dr. Edward A. Ricci Middle School	0	0	0	0	0	0	5	0	0	0	0	0	0	0
94	Drs. Votolato and Pазienza	0	0	0	0	0	0	0	0	0	0	0	0	0	0
85	DTC Enterprises	0	0	0	0	0	0	0	0	0	0	0	0	0	0
85	Duangpanya LLC	0	0	0	0	0	0	0	0	0	0	0	0	0	0
85	Duff's LLC	0	0	0	0	0	0	0	0	0	0	0	0	0	0
74	Dune Brothers Seafood	0	0	0	0	0	0	1	0	0	0	0	0	0	0
85	Dunkin Donuts	0	0	0	0	0	0	0	0	0	0	0	0	0	0
85	Dunkin Donuts	0	0	0	0	0	0	0	0	0	0	0	0	0	0
85	Dunkin Donuts	0	0	0	0	0	0	0	0	0	0	0	0	0	0
74	Dunkin' Donuts	0	0	0	0	0	0	0	0	0	0	0	0	0	0
85	DWEJVINC	0	0	0	0	0	0	0	0	0	0	0	0	0	0
11	E&M Enterprises, Ltd.	0	1	0	1	3	0	0	0	0	0	0	0	0	0
85	East Side Cottage, LLC	0	0	0	0	0	0	0	0	0	0	0	0	0	0
85	East Side Pockets, INC	0	0	0	0	0	0	0	0	0	0	0	0	0	0
26	Eastern Screw Company	0	0	0	2	0	0	0	0	0	0	0	0	0	0
74	Eastside Endodontics	0	0	0	0	0	0	0	0	0	0	0	0	0	0
82	Eastside Providence, LLC	0	0	0	0	0	0	4	0	0	0	0	0	0	0

Summary of Notices of Violation

Field's Point - 2024

Cat	Company Name	Letter of Deficiency	Failure to Meet Stds. (NBC, User, Manhole)	Report Not Signed	Failure to Submit Report (SMCR, Analysis, pH, Certification)	Notice of pH Violations	Failure to Imm. Report Violation	Failure to Satisfy NBC Reqs.	Avg. Limit Violation	Failure to Sample / Analyze All Parameters	Failure to Accurately Report Effluent Values	Failure to Report Pretreatment Equip. Failure	Discharge of Prohibited Material	Failure to Maintain Pretreatment System	Discharging without Permit
85	LaSalle Donuts Inc.	0	0	0	0	0	0	0	0	0	0	0	0	0	0
85	Laughing Gorilla LLC	0	0	0	0	0	0	0	0	0	0	0	0	0	0
92	Laundromax	0	0	0	0	0	0	0	0	0	0	0	0	0	0
92	Laundromax - 1315 Broad Street, LLC	0	0	0	0	0	0	0	0	0	0	0	0	0	0
92	Laundromax - 395 Admiral Street LLC	0	0	0	0	0	0	0	0	0	0	0	0	0	0
92	Laundromax - 722 Cranston Street	0	0	0	0	0	0	0	0	0	0	0	0	0	0
92	Laundromax - 932 Atwells Ave LLC	0	0	0	0	0	0	2	0	0	0	0	0	0	0
92	Laundromax - Mineral Spring Avenue	0	0	0	0	0	0	0	0	0	0	0	0	0	0
86	Laurelmead Cooperative Inc.	0	0	0	0	0	0	0	0	0	0	0	0	0	0
94	Lawrence P. Stephenson, DDS, Ltd.	0	0	0	1	0	0	1	0	0	0	0	0	0	0
94	Lawrence Page, DMD, Inc.	0	0	0	1	0	0	0	0	0	0	0	0	0	0
86	LCP Providence Hotel Investment	0	0	0	0	0	0	0	0	0	0	0	0	0	0
94	Lena Karkalas, DDS	0	0	0	1	0	0	0	0	0	0	0	0	0	0
85	Li Li Wok	0	0	0	0	0	0	0	0	0	0	0	0	0	0
95	Lifespan Phys. Group/Womens Medicine	0	0	0	0	0	0	0	0	0	0	0	0	0	0
94	Light & Conforti DMDs, LLC	0	0	0	0	0	0	0	0	0	0	0	0	0	0
85	Lighthouse Restaurant, Inc.	0	0	0	0	0	0	0	0	0	0	0	0	0	0
85	Like No Udder, LLC	0	0	0	0	0	0	2	0	0	0	0	0	0	0
42	L'Image	0	0	0	1	0	0	0	0	0	0	0	0	0	0
86	Lincoln School	0	0	0	0	0	0	0	0	0	0	0	0	0	0
86	Lincolnwood Operator, LLC	0	0	0	0	0	0	0	0	0	0	0	0	0	0
85	Little Sister	0	0	0	0	0	0	1	0	0	0	0	0	0	0
85	Littleneck LLC	0	0	0	0	0	0	1	0	0	0	0	0	0	0
85	Livi's Pocket LLC	0	0	0	0	0	0	0	0	0	0	0	0	0	0
24	LMG Rhode Island Holdings, Inc.	0	2	0	0	0	0	2	0	0	0	0	0	0	0
85	LNP Enterprises, Inc.	0	0	0	0	0	0	0	0	0	0	0	0	0	0
74	Lobanton	0	0	0	0	0	0	0	0	0	0	0	0	0	0
36	Long Live Beer Works, Inc.	1	1	0	0	0	0	1	0	0	0	0	0	0	0
85	Long River Restaurant	0	0	0	0	0	0	0	0	0	0	0	0	0	0
85	Los Andes Restaurant	0	0	0	0	0	0	0	0	0	0	0	0	0	0
85	Lotus Pepper LLC	0	0	0	0	0	0	0	0	0	0	0	0	0	0
85	Louis Family Restaurant	0	0	0	0	0	0	0	0	0	0	0	0	0	0
85	Lovera VIP	0	0	0	0	0	0	0	0	0	0	0	0	0	0
85	Lucky Enough	0	0	0	0	0	0	0	0	0	0	0	0	0	0
85	Luigi's Restaurant & Gourmet Express	0	0	0	0	0	0	0	0	0	0	0	0	0	0
85	Luis Sport Bar & Restaurant, LLC	0	0	0	0	0	0	0	0	0	0	0	0	0	0
34	Luluna Health, LLC	0	0	0	8	0	0	0	0	0	0	0	0	0	0
74	Luv in a Sub LLC	0	0	0	0	0	0	2	0	0	0	0	0	0	0
85	M & D BIG 3 LLC	0	0	0	11	0	0	0	0	0	0	0	0	0	0
81	M&T Super Market	0	0	0	6	0	0	0	0	0	0	0	0	0	0
97	M. G. Motors Inc.	0	0	0	1	0	0	0	0	0	0	0	0	0	0
94	M.B. Rubinstein, DDS & R.J. Ducoff, DMD	0	0	0	0	0	0	0	0	0	0	0	0	0	0
74	Machupicchu Restaurante	0	0	0	0	0	0	4	0	0	0	0	0	0	0
74	Machupicchu Restaurante II	0	0	0	0	0	0	4	0	0	0	0	0	0	0
81	Madrid European Bakery LLC	0	0	0	0	0	0	0	0	0	0	0	0	0	0
97	Magic Gas & Carwash, Inc.	0	0	0	1	0	0	0	0	0	0	0	0	0	0
85	Magna Spirits, Inc.	1	0	0	0	0	0	0	0	0	0	0	0	0	0
11	Mahr, Inc.	0	2	0	2	0	1	2	0	0	0	0	0	0	0
42	Mainelli Tool & Die, Inc.	0	0	0	0	0	0	0	0	0	0	0	0	0	0
85	MAJA Enterprises	0	0	0	0	0	0	0	0	0	0	0	0	0	0
74	Mala Noodles	1	0	0	0	0	0	3	0	0	0	0	0	0	0

Summary of Notices of Violation
Field's Point - 2024

Cat	Company Name	Letter of Deficiency	Failure to Meet Stds. (NBC, User, Manhole)	Report Not Signed	Failure to Submit Report (SMCR, Analysis, pH, Certification)	Notice of pH Violations	Failure to Imm. Report Violation	Failure to Satisfy NBC Reqs.	Avg. Limit Violation	Failure to Sample / Analyze All Parameters	Failure to Accurately Report Effluent Values	Failure to Report Pretreatment Equip. Failure	Discharge of Prohibited Material	Failure to Maintain Pretreatment System	Discharging without Permit
86	Providence College - Raymond Hall	0	0	0	0	0	0	0	0	0	0	0	0	0	0
89	Providence College - Schneider Arena	0	0	0	0	0	0	0	0	0	0	0	0	0	0
86	Providence College- Cunningham Hall	0	0	0	0	0	0	0	0	0	0	0	0	0	0
95	Providence College- Science Complex	0	0	0	0	0	0	0	0	0	0	0	0	0	0
99	Providence College- Smith Ctr. for Arts	0	0	0	0	0	0	0	0	0	0	0	0	0	0
53	Providence College-Power Plant	0	1	0	1	0	1	0	0	0	0	0	0	0	0
85	Providence College-Ryan Ctr. for Bus. Stud.	0	0	0	0	0	0	0	0	0	0	0	0	0	0
99	Providence College-Service Building	0	0	0	0	0	0	0	0	0	0	0	0	0	0
86	Providence College-Shanley Hall	0	0	0	0	0	0	0	0	0	0	0	0	0	0
86	Providence College-St. Aquinas Priory	0	0	0	0	0	0	0	0	0	0	0	0	0	0
94	Providence Community Health Centers, Inc	0	0	0	0	0	0	0	0	0	0	0	0	0	0
94	Providence Community Health Clinic	0	0	0	0	0	0	0	0	0	0	0	0	0	0
84	Providence Community Library	0	0	0	0	0	0	2	0	0	0	0	0	0	0
99	Providence Dental Laboratory	0	0	0	0	0	0	0	0	0	0	0	0	0	0
86	Providence Schools	0	0	0	0	0	0	5	0	0	0	0	0	0	0
85	Providence Kitchen Collaborative	0	0	0	0	0	0	0	0	0	0	0	0	0	0
85	Providence Oyster Bar	1	0	0	0	0	0	0	0	0	0	0	0	0	0
85	Providence Pancakes, Inc.	0	0	0	0	0	0	0	0	0	0	0	0	0	0
85	Providence Place Pockets	0	0	0	0	0	0	0	0	0	0	0	0	0	0
85	Providence Poke, LLC	0	0	0	0	0	0	0	0	0	0	0	0	0	0
86	Providence Public Schools	0	0	0	0	0	0	0	0	0	0	0	0	0	0
86	Providence Public Schools	0	0	0	0	0	0	0	0	0	0	0	0	0	0
86	Providence Public Schools	0	0	0	0	0	0	0	0	0	0	0	0	0	0
86	Providence Public Schools	0	0	0	0	0	0	0	0	0	0	0	0	0	0
86	Providence Public Schools	0	0	0	0	0	0	0	0	0	0	0	0	0	0
86	Providence Public Schools	0	0	0	4	0	0	0	0	0	0	0	0	0	0
86	Providence Public Schools	0	0	0	0	0	0	0	0	0	0	0	0	0	0
99	Providence River Animal Hospital	0	0	0	0	0	0	0	0	0	0	0	0	0	0
86	Providence School Department	0	0	0	0	0	0	0	0	0	0	0	0	0	0
86	Providence School Department	0	0	0	0	0	0	3	0	0	0	0	0	0	0
86	Providence School Department	0	0	0	0	0	0	0	0	0	0	0	0	0	0
86	Providence School Dept.	0	0	0	0	0	0	5	0	0	0	0	0	0	0
86	Providence Schools	0	0	0	0	0	0	0	0	0	0	0	0	0	0
86	Providence Schools	0	0	0	0	0	0	0	0	0	0	0	0	0	0
85	Providence Schools - 797 Cafe	0	0	0	0	0	0	0	0	0	0	0	0	0	0
33	Providence Specialty Products, LLC	0	11	0	0	4	2	3	0	0	0	0	0	0	0
37	Providence Water Supply Board	0	0	0	0	0	0	0	0	0	0	0	0	0	0
85	Punta Cana Bistro	0	0	0	0	0	0	2	0	0	0	0	0	0	0
35	Pure Haven, LLC	0	0	0	1	0	0	0	0	0	0	0	0	0	0
85	PVD Pizza Group	0	0	0	0	0	0	0	0	0	0	0	0	0	0
85	PVDonuts, LLC	0	0	0	0	0	0	0	0	0	0	0	0	0	0
33	Quality Food Corp.	0	0	0	0	0	0	0	0	0	0	0	0	0	0
27	Quality Spraying Technologies, Inc.	0	0	0	5	1	0	1	0	0	0	0	0	0	0
33	R.I. Beef & Veal, Inc	0	0	0	6	0	0	3	0	1	0	0	0	0	0
95	R.I. D.O.T.-Materials Testing	0	0	0	0	0	0	0	0	0	0	0	0	0	0
95	R.I. Hospital - Coro Building	0	0	0	0	0	0	0	0	0	0	0	0	0	0
90	R.I. Hospital - Hasbro Childrens	0	0	0	0	0	0	0	0	0	0	0	0	0	0
33	R.I. Provision Company	0	1	0	2	0	0	0	0	0	0	0	0	0	0
37	R.I.P.T.A. - 265 Melrose	0	0	0	0	0	0	0	0	0	0	0	0	0	0
37	R.I.P.T.A. - 705 Elmwood	0	0	0	0	0	0	0	0	0	0	0	0	0	0
37	R.I.P.T.A. - 750 Elmwood	0	2	0	0	0	0	1	0	0	0	0	0	0	0

Summary of Notices of Violation
Field's Point - 2024

Cat	Company Name	Letter of Deficiency	Failure to Meet Stds. (NBC, User, Manhole)	Report Not Signed	Failure to Submit Report (SMCR, Analysis, pH, Certification)	Notice of pH Violations	Failure to Imm. Report Violation	Failure to Satisfy NBC Reqs.	Avg. Limit Violation	Failure to Sample / Analyze All Parameters	Failure to Accurately Report Effluent Values	Failure to Report Pretreatment Equip. Failure	Discharge of Prohibited Material	Failure to Maintain Pretreatment System	Discharging without Permit
46	Spectrum Coatings Lab. Inc.	0	0	0	0	0	0	0	0	0	0	0	0	0	0
85	Speedy Pizza	0	0	0	0	0	0	0	0	0	0	0	0	0	0
85	Spice Valley Hallal LLC	0	0	0	0	0	0	3	0	0	0	0	0	0	0
85	Sport and Leisure PVD	0	0	0	0	0	0	1	0	0	0	0	0	0	0
85	SR Management Group	0	0	0	0	0	0	0	0	0	0	0	0	0	0
85	SR Management Group	0	0	0	0	0	0	4	0	0	0	0	0	0	0
86	SRC East Side LLC	0	0	0	0	0	0	0	0	0	0	0	0	0	0
86	SRC Providence, LLC	0	0	0	0	0	0	0	0	0	0	0	0	0	0
86	St. Patrick Academy	0	0	0	0	0	0	0	0	0	0	0	0	0	0
85	Starbucks	0	0	0	0	0	0	9	0	0	0	0	0	0	0
85	Starbucks (Financial Plaza)	0	0	0	0	0	0	0	0	0	0	0	0	0	0
85	Starbucks Coffee #48803	0	0	0	0	0	0	0	0	0	0	0	0	0	0
85	Starbucks Coffee Company #7419	0	0	0	0	0	0	5	0	0	0	0	0	0	0
95	State of RI Dept. of Health Laboratories	0	0	0	0	0	0	0	0	0	0	0	0	0	0
74	State of RI Laboratory	0	0	0	0	0	0	0	0	0	0	0	0	0	0
86	Steere House Nursing Center	0	0	0	0	0	0	0	0	0	0	0	0	0	0
92	Sterling Cleaners	0	0	0	0	0	0	0	0	0	0	0	0	0	0
74	Still on Main Pizzeria	0	0	0	0	0	0	6	0	0	0	0	0	0	0
82	Stop & Shop Supermarket #703	0	0	0	1	0	0	0	0	0	0	0	0	0	0
82	Stop & Shop Supermarket #722	0	0	0	1	0	0	2	0	0	0	0	0	0	0
82	Stop & Shop Supermarket #724	0	0	0	1	0	0	0	0	0	0	0	0	0	0
82	Stop & Shop Supermarket #725	0	0	0	1	0	0	0	0	0	0	0	0	0	0
85	Strings Bar & Grill	0	0	0	0	0	0	0	0	0	0	0	0	0	0
85	Subway (Atwood Ave.)	0	0	0	0	0	0	0	0	0	0	0	0	0	0
85	Subway (Kennedy Plaza)	0	0	0	0	0	0	1	0	0	0	0	0	0	0
96	Sugarman-Sinai Memorial Chapel	0	0	0	0	0	0	0	0	0	0	0	0	0	0
86	Summit RI SNE, LLC	0	0	0	0	0	0	0	0	0	0	0	0	0	0
92	Sun Brite Laundromat	0	0	0	0	0	0	0	0	0	0	0	0	0	0
81	Superior Foods LLC	0	0	0	3	0	0	0	0	0	0	0	0	0	0
85	Sura 153, Inc.	1	0	0	0	0	0	0	0	0	0	0	0	0	0
11	Surface Coatings, LLC	1	1	0	2	12	0	1	0	0	0	0	0	0	0
95	Surgery Partners	0	0	0	0	0	0	0	0	0	0	0	0	0	0
85	Sushi Cafe	1	0	0	0	0	0	0	0	0	0	0	0	0	0
97	Swan Point Cemetery	0	0	0	2	0	0	0	0	0	0	0	0	0	0
99	SWG Promotions, LLC	0	1	0	3	0	0	0	0	0	0	0	0	0	0
85	Sydney Providence LLC	0	0	0	0	0	0	0	0	0	0	0	0	0	0
81	Syroya's Bakery	0	1	0	5	0	0	5	0	0	0	0	0	0	0
85	T&W Chinese Restaurant, Inc	0	0	0	0	0	0	0	0	0	0	0	0	0	0
85	T.B.D. Pizza, Inc.	0	0	0	0	0	0	0	0	0	0	0	0	0	0
85	T.C.C. Providence, LLC	0	0	0	0	0	0	1	0	0	0	0	0	0	0
85	T.J.N. Restaurant, Inc.	0	0	0	0	0	0	0	0	0	0	0	0	0	0
85	Tacos On the Hill	0	0	0	0	0	0	0	0	0	0	0	0	0	0
85	Tallulah's Taqueria	1	0	0	0	0	0	3	0	0	0	0	0	0	0
85	Tallulah's Taqueria (Sims Store)	0	0	0	0	0	0	0	0	0	0	0	0	0	0
85	Taste of India	0	0	0	0	0	0	0	0	0	0	0	0	0	0
85	Tavares, LLC	0	0	0	0	0	0	0	0	0	0	0	0	0	0
85	Tavolo	0	0	0	0	0	0	0	0	0	0	0	0	0	0
86	TayMil Partners	0	0	0	0	0	0	0	0	0	0	0	0	0	0
11	Technodic, Inc.	0	1	0	0	0	0	0	0	0	0	0	0	0	0
85	Tel-Aviv Cigar Bar & Grill LLC	1	0	0	0	0	0	0	0	0	0	0	0	0	0
82	Tenares Supermarket	0	0	0	0	0	0	1	0	0	0	0	0	0	0

Summary of Notices of Violation
Field's Point - 2024

Cat	Company Name	Letter of Deficiency	Failure to Meet Stds. (NBC, User, Manhole)	Report Not Signed	Failure to Submit Report (SMCR, Analysis, pH, Certification)	Notice of pH Violations	Failure to Imm. Report Violation	Failure to Satisfy NBC Reqs.	Avg. Limit Violation	Failure to Sample / Analyze All Parameters	Failure to Accurately Report Effluent Values	Failure to Report Pretreatment Equip. Failure	Discharge of Prohibited Material	Failure to Maintain Pretreatment System	Discharging without Permit
85	VB Pizza LLC	0	0	0	0	0	0	0	0	0	0	0	0	0	0
85	VBM La Esquinita Market	0	0	0	0	0	0	0	0	0	0	0	0	0	0
86	Veazie Street School	0	0	0	0	0	0	0	0	0	0	0	0	0	0
85	Veggie Fun	0	0	0	0	0	0	0	0	0	0	0	0	0	0
85	Venda Ravioli - DePasquale	0	0	0	0	0	0	0	0	0	0	0	0	0	0
81	Venda Ravioli - Royal Little Drive	0	1	0	2	0	0	0	0	0	0	0	0	0	0
85	Venda Ravioli Inc. - 271 Atwells Avenue	0	0	0	0	0	0	0	0	0	0	0	0	0	0
49	Veranex	0	0	0	1	0	0	0	0	0	0	0	0	0	0
95	Verichem Laboratories, Inc.	0	0	0	0	0	0	0	0	0	0	0	0	0	0
27	Verizon	0	0	0	0	0	0	0	0	0	0	0	0	0	0
95	Vertex Pharmaceutical Incorporated	0	0	0	0	0	0	0	0	0	0	0	0	0	0
81	Virginia & Spanish Peanut Co.	0	0	0	0	0	0	0	0	0	0	0	0	0	0
85	Viva Mexico	0	0	0	0	0	0	0	0	0	0	0	0	0	0
85	Viva Mexico Cantina	0	0	0	0	0	0	0	0	0	0	0	0	0	0
85	Vivi Bubble Tea, Inc.	0	0	0	0	0	0	5	0	0	0	0	0	0	0
85	Vivi Bubble Tea, Inc.	0	0	0	0	0	0	1	0	0	0	0	0	0	0
85	VL Restaurant & Lounge	0	0	0	0	0	0	0	0	0	0	0	0	0	0
82	V-Mart	1	1	0	2	0	1	2	0	0	0	0	0	0	0
85	VP Meals RI, LLC	0	0	0	0	0	0	0	0	0	0	0	0	0	0
92	W&B Laundromat Inc.	0	0	0	0	0	0	0	0	0	0	0	0	0	0
85	Walach Enterprises Providence, LLC	0	0	0	0	0	0	1	0	0	0	0	0	0	0
97	Walsh's Auto Body and Sales, Inc.	0	0	0	1	0	0	1	0	0	0	0	0	0	0
85	WaraWara	0	0	0	0	0	0	0	0	0	0	0	0	0	0
33	Warwick Poultry Company Inc.	0	0	0	0	0	0	0	0	0	0	0	0	0	0
85	Waterman Grill, LLC	1	0	0	0	0	0	0	0	0	0	0	0	0	0
74	Waterman Laundry and Dry Cleaning	0	0	0	0	0	0	7	0	0	0	0	0	0	0
85	Wayback Burgers	0	0	0	0	0	0	0	0	0	0	0	0	0	0
74	Wayland Fresh	0	0	0	0	0	0	3	0	0	0	0	0	0	0
86	Webster Avenue School	0	0	0	0	0	0	0	0	0	0	0	0	0	0
85	Wendys	0	0	0	0	0	0	1	0	0	0	0	0	0	0
85	Weng and Jiang LLC	0	0	0	0	0	0	0	0	0	0	0	0	0	0
85	Wes' Rib House	0	0	0	0	0	0	0	0	0	0	0	0	0	0
85	West Fountain, LLC	0	0	0	0	0	0	0	0	0	0	0	0	0	0
95	West River Endoscopy	0	0	0	0	0	0	0	0	0	0	0	0	0	0
85	West Side Diner	0	0	0	0	0	0	0	0	0	0	0	0	0	0
86	Weybosset Hotel LLC	0	0	0	0	0	0	0	0	0	0	0	0	0	0
74	What Cheer Tavern	0	0	0	0	0	0	3	0	0	0	0	0	0	0
85	Whatts, LLC	0	0	0	0	0	0	0	0	0	0	0	0	0	0
85	WHGDC, Inc.	0	0	0	0	0	0	0	0	0	0	0	0	0	0
81	Whisk Me Away Bakehouse	0	0	0	11	0	0	1	0	0	0	0	0	0	0
85	Whisk, LLC	0	0	0	0	0	0	0	0	0	0	0	0	0	0
85	White Owl	0	0	0	0	0	0	1	0	0	0	0	0	0	0
82	Whole Foods Market Group, Inc.	0	0	0	2	0	0	0	0	0	0	0	0	0	0
82	Whole Foods Market, Inc.	0	0	0	2	0	0	0	0	0	0	0	0	0	0
86	Whytebrook Retirement Investors, LLC	0	0	0	0	0	0	0	0	0	0	0	0	0	0
85	Wicked Fresh Cafe	0	0	0	0	0	0	0	0	0	0	0	0	0	0
86	William M. Davies Jr. High School	0	0	0	3	0	0	0	0	0	0	0	0	0	0
89	Willowick Residential	0	0	0	7	0	0	0	0	0	0	0	0	0	0
85	Wine & Cheese	1	0	0	0	0	0	0	0	0	0	0	0	0	0
85	Wings on 5	0	0	0	0	0	0	0	0	0	0	0	0	0	0
85	Wise Guys Deli	0	0	0	0	0	0	1	0	0	0	0	0	0	0

***SUMMARY OF NOTICE OF
VIOLATION LETTERS ISSUED***

BUCKLIN POINT

Summary of Notices of Violation
Bucklin Point - 2024

Cat	Company Name	Letter of Deficiency	Failure to Meet Stds. (NBC, User, Manhole)	Report Not Signed	Failure to Submit Report (SMCR, Analysis, pH, Certification)	Notice of pH Violations	Failure to Imm. Report Violation	Failure to Satisfy NBC Req.	Avg. Limit Violation	Failure to Sample / Analyze All Req. Parameters	Failure to Accurately Report Effluent Values	Failure to Report Pretreatment Equipment Failure	Discharge of Prohibited Material	Failure to Maintain Pretreatment System	Discharging without Permit
85	BLP Inc.	0	0	0	0	0	0	0	0	0	0	0	0	0	0
85	BTP LLC (Newman Ave)	0	0	0	0	0	0	2	0	0	0	0	0	0	0
81	Bachini's Bakery	0	0	0	1	0	0	0	0	0	0	0	0	0	0
85	Baja's Mexican Grill	0	0	0	0	0	0	0	0	0	0	0	0	0	0
85	Bake My Day- Broad Street	0	0	0	0	0	0	0	0	0	0	0	0	0	0
85	Banai Bro of Lincoln LLC	0	0	0	0	0	0	1	0	0	0	0	0	0	0
86	Bank of America	0	0	0	0	0	0	0	0	0	0	0	0	0	0
35	Barentz NA LLC	0	0	0	2	0	0	0	0	0	0	0	0	0	0
40	Barletta Heavy Division	0	0	0	5	0	0	0	0	0	0	0	0	0	0
40	Barletta Heavy Division	0	2	0	0	0	0	0	1	0	0	0	0	0	0
74	Bel Sogno Bar and Grill	0	0	0	0	0	0	5	0	0	0	0	0	0	0
33	Bento Nouveau, Inc.	0	0	0	4	0	0	0	0	0	0	0	0	0	0
85	Berbena 21	0	0	0	0	0	0	1	0	0	0	0	0	0	0
21	Bernardo Manufacturing	0	0	0	0	0	0	0	0	0	0	0	0	0	0
85	Best Eastern Chinese Restaurant	0	0	0	0	0	0	0	0	0	0	0	0	0	0
94	Blackstone Dental	0	0	0	1	0	0	0	0	0	0	0	0	0	0
85	Blackstone Donuts	0	0	0	0	0	0	1	0	0	0	0	0	0	0
85	Blackstone Donuts, Inc.	0	0	0	0	0	0	0	0	0	0	0	0	0	0
86	Blackstone Health	0	0	0	0	0	0	0	0	0	0	0	0	0	0
94	Blackstone Valley Community Health	0	0	0	1	0	0	0	0	0	0	0	0	0	0
94	Blackstone Valley Community Healthcare	0	0	0	1	0	0	0	0	0	0	0	0	0	0
41	Bliss Manufacturing Co., Inc.	0	0	0	0	0	0	0	0	0	0	0	0	0	0
80	Blue Line Septic, LLC	0	0	0	0	0	0	0	0	0	0	0	0	0	0
85	Boston House of Pizza	0	0	0	0	0	0	0	0	0	0	0	0	0	0
86	Boys and Girls Club of Northern Rhode Island	0	0	0	0	0	0	3	0	0	0	0	0	0	0
86	Boys and Girls Club of Pawtucket	0	0	0	0	0	0	0	0	0	0	0	0	0	0
85	Breakneck Food Corp.	0	0	0	0	0	0	0	0	0	0	0	0	0	0
94	Bright Dents LLC	0	0	0	0	0	0	2	0	0	0	0	0	0	0
97	Broadway Car Wash	0	0	0	0	0	0	0	0	0	0	0	0	0	0
85	Broadway Diner	0	0	0	0	0	0	0	0	0	0	0	0	0	0
85	Bubble Waffle Cafe	0	0	0	0	0	0	0	0	0	0	0	0	0	0
92	Bubble Wash	0	0	0	0	0	0	2	0	0	0	0	0	0	0
86	Buffalo Lincoln Associates, LLC	0	0	0	0	0	0	0	0	0	0	0	0	0	0
42	Bullard Abrasives Inc	0	0	0	0	0	0	0	0	0	0	0	0	0	0
80	Burrillville Cesspool Cleaning Inc.	0	0	0	0	0	0	0	0	0	0	0	0	0	0
94	Burton M. Ogata, D.M.D	0	0	0	0	0	0	0	0	0	0	0	0	0	0
81	Butterbang, LLC	0	1	0	0	0	0	0	0	0	0	0	0	0	0
97	C & P Enterprises	0	0	0	11	0	0	0	0	0	0	0	0	0	0
37	CAMRAC, LLC	0	0	0	1	0	0	0	0	0	0	0	0	0	0
40	CBNA Barletta Phase IIIA CSO JV	7	0	0	1	2	0	0	0	0	0	0	0	0	0
40	CBNA Barletta Phase IIIA CSO JV - Drop Shaft	0	1	0	0	0	0	0	0	0	0	0	0	0	0
71	COLM123, LLC	0	0	0	0	0	0	2	0	0	0	0	0	0	0
85	CRMG Lincoln, Inc.	0	0	0	0	0	0	0	0	0	0	0	0	0	0
86	CVS Caremark Corp. (200 Highland Drive)	0	0	0	0	0	0	0	0	0	0	0	0	0	0
86	CVS Caremark Corp. (2100 Highland Drive)	0	0	0	1	0	0	1	0	0	0	0	0	0	0
74	Cafe Colombia	0	0	0	0	0	0	0	0	0	0	0	0	0	0
74	Cafeteria Boriaquen	0	0	0	0	0	0	4	0	0	0	0	0	0	0
85	Cafua Management, LLC	0	0	0	0	0	0	0	0	0	0	0	0	0	0
71	California Taco Shop	0	0	0	0	0	0	5	0	0	0	0	0	0	0

ATTACHMENT VOLUME II

SECTION 9

***USER LATE REPORTS AND
REQUIREMENTS***

USER LATE REPORTS

FIELD'S POINT

User Late Reports
Field's Point - 2024

Company Name	Report Type	Sample Location	Month/Year Satisfied	Sample Type	Sample Date	Due Date	Received Date	Days Late
271 Tockwotten Partners LLC	Sample	#1	APR-2024	Composite	04/22/2024	05/30/2024	05/31/2024	1
271 Tockwotten Partners LLC	Sample	#1	OCT-2024	Composite	10/31/2024	11/30/2024	12/03/2024	3
699 Market, LLC d/b/a Superfresh	Sample	#2	JUL-2024	Grab	09/06/2024	08/30/2024	09/20/2024	21
A & F Plating Company	pH	#1	NOV-2024	pH	Not Applicable	12/30/2024	01/06/2025	7
A Sad Boi	Sample	#1	APR-2024	Grab	06/21/2024	05/30/2024	07/01/2024	32
AAMCO Transmission	Zero Discharge Certification	Not Applicable	JUN-2024	Not Applicable	Not Applicable	07/30/2024	08/23/2024	24
AAMCO Transmission	Zero Discharge Certification	Not Applicable	DEC-2023	Not Applicable	Not Applicable	01/30/2024	02/26/2024	27
Advanced Dental Care	Dental BMP Certification	Not Applicable	DEC-2023	Not Applicable	Not Applicable	01/30/2024	02/23/2024	24
Al-Jac Produce	Sample	#1	APR-2024	Grab	05/30/2024	05/30/2024	06/18/2024	19
Al-Jac Produce	Sample	#1	JAN-2024	Composite	03/08/2024	03/01/2024	03/22/2024	21
Al-Jac Produce	Sample	#1	OCT-2024	Composite	12/26/2024	11/30/2024	01/10/2025	41
Allied Group, LLC	Sample	#1	JUL-2024	Grab	07/01/2024	08/30/2024	09/13/2024	14
Alloy Holdings, LLC	Sample	#1	APR-2024	Composite	06/06/2024	05/30/2024	06/18/2024	19
Alloy Holdings, LLC	Sample	#1	OCT-2024	Composite	12/10/2024	11/30/2024	12/19/2024	19
Alloy Holdings, LLC	Sample	#2	APR-2024	Composite	06/06/2024	05/30/2024	06/18/2024	19
Alloy Holdings, LLC	Sample	#2	OCT-2024	Composite	12/11/2024	11/30/2024	12/19/2024	19
Alloy Holdings, LLC	Zero Discharge Certification	Not Applicable	OCT-2024	Not Applicable	Not Applicable	11/30/2024	12/02/2024	2
Alloy Holdings, LLC	Zero Discharge Certification	Not Applicable	MAY-2024	Not Applicable	Not Applicable	06/30/2024	07/10/2024	10
Alpine Auto Body, Inc.	Sample	#1	JUL-2024	Grab	09/20/2024	08/30/2024	09/27/2024	28
Alpine Auto Body, Inc.	Sample	#1	JAN-2024	Grab	03/22/2024	03/01/2024	04/02/2024	32
Alviti Link-All, Inc.	Zero Discharge Certification	Not Applicable	JAN-2024	Not Applicable	Not Applicable	03/01/2024	03/04/2024	3
Alviti Link-All, Inc.	Zero Discharge Certification	Not Applicable	JUL-2024	Not Applicable	Not Applicable	08/30/2024	09/06/2024	7
Anchor Toffee LLC	Sample	#1	OCT-2024	Composite	12/30/2024	11/30/2024	12/30/2024	30
Anchor Toffee LLC	Sample	#1	OCT-2024	Grab	01/16/2025	11/30/2024	01/27/2025	58
Anthony Paolucci Family Dentists	Dental BMP Certification	Not Applicable	SEP-2024	Not Applicable	Not Applicable	10/30/2024	11/07/2024	8
Anthony's Auto Body	Sample	#1	APR-2024	Grab	04/23/2024	05/30/2024	06/10/2024	11
Anthony's Auto Body	Sample	#1	OCT-2024	Grab	10/23/2024	11/30/2024	12/18/2024	18
Arcane Mead & Winery	Sample	#1	NOV-2024	Grab	01/21/2025	12/30/2024	01/21/2025	22
AS220	Sample	#1	OCT-2024	Grab	12/17/2024	11/30/2024	01/10/2025	41
AS220 - Print Shop	Sample	#1	OCT-2024	Grab	12/17/2024	11/30/2024	01/10/2025	41
AS220 - Print Shop	Sample	#2	OCT-2024	Grab	12/17/2024	11/30/2024	01/10/2025	41
AS220 - Print Shop	Sample	#3	OCT-2024	Grab	12/17/2024	11/30/2024	01/10/2025	41
ASP & Training Inc.	Sample	#1	NOV-2024	Grab	01/17/2025	12/30/2024	02/03/2025	35
ASP & Training Inc.	Sample	#1	MAY-2024	Grab	01/09/2025	06/30/2024	01/17/2025	201
Aspen Dental Management, Inc.	Dental BMP Certification	Not Applicable	DEC-2023	Not Applicable	Not Applicable	01/30/2024	02/23/2024	24
Aspen Dental Management, Inc.	Dental BMP Certification	Not Applicable	DEC-2024	Not Applicable	Not Applicable	01/30/2025		27
Atamian Manufacturing Corp.	Sample	#1	JAN-2024	Grab	01/19/2024	03/01/2024	03/13/2024	12
Atwill-Conroy Providence, LLC	Dental BMP Certification	Not Applicable	APR-2024	Not Applicable	Not Applicable	05/30/2024	06/17/2024	18
Aura Accessories LLC	Zero Discharge Certification	Not Applicable	JUL-2024	Not Applicable	Not Applicable	08/30/2024	09/12/2024	13
Bagel Express	Sample	#1	JAN-2024	Grab	04/30/2024	03/01/2024	05/29/2024	89
Bagel Express	Sample	#1	Jul-2024			08/30/2024		180
Balise CW Johnston, LLC	Sample	#1	JUN-2024	Grab	06/01/2024	07/30/2024	08/16/2024	17

User Late Reports
Field's Point - 2024

Company Name	Report Type	Sample Location	Month/Year Satisfied	Sample Type	Sample Date	Due Date	Received Date	Days Late
Balise CW Johnston, LLC	Sample	#1	Dec-2024			01/30/2025		27
Beautiful Day RI	Sample	#1	APR-2024	Grab	04/09/2024	05/30/2024	06/11/2024	12
Benefit Dental Care, LLC	Dental BMP Certification	Not Applicable	MAR-2024	Not Applicable	Not Applicable	04/30/2024	05/10/2024	10
BJ's Wholesale Club	Sample	#1	SEP-2024	Grab	09/20/2024	10/30/2024	11/12/2024	13
BJ's Wholesale Club	Sample	#1	MAR-2024	Grab	03/21/2024	04/30/2024	05/17/2024	17
Broad Inc.	Sample	#1	APR-2024	Grab	06/06/2024	05/30/2024	06/21/2024	22
Broad Inc.	Sample	#1	OCT-2024	Grab	12/18/2024	11/30/2024	01/08/2025	39
Brown University - 70 Ship Street	Sample	#1	AUG-2024	Composite	08/07/2024	09/30/2024	10/01/2024	1
Burton Family Dental	Dental BMP Certification	Not Applicable	APR-2024	Not Applicable	Not Applicable	05/30/2024	07/19/2024	50
Burton Family Dental LLC	Dental BMP Certification	Not Applicable	MAR-2024	Not Applicable	Not Applicable	04/30/2024	05/24/2024	24
CAMRAC, LLC	Sample	#1	APR-2024	Grab	04/30/2024	05/30/2024	05/31/2024	1
CAMRAC, LLC. (Johnston)	Sample	#1	APR-2024	Grab	04/30/2024	05/30/2024	05/31/2024	1
Capitol Hill Dental	Dental BMP Certification	Not Applicable	DEC-2024	Not Applicable	Not Applicable	01/30/2025		27
Carlo LLC	Sample	#1	MAR-2024	Grab	04/26/2024	04/30/2024	05/07/2024	7
Carlo LLC	Sample	#1	Sep-2024			10/30/2024		119
Castillo Dental & Associates, Inc.	Dental BMP Certification	Not Applicable	JAN-2024	Not Applicable	Not Applicable	03/01/2024	03/04/2024	3
Certified Disaster Restoration	pH	#1	OCT-2024	pH	Not Applicable	11/30/2024	12/02/2024	2
Certified Disaster Restoration	pH	#1	JUL-2024	pH	Not Applicable	08/30/2024	09/04/2024	5
Certified Disaster Restoration	pH	#1	APR-2024	pH	Not Applicable	05/30/2024	06/20/2024	21
Certified Disaster Restoration	pH	#1	FEB-2024	pH	Not Applicable	03/30/2024	04/22/2024	23
Certified Disaster Restoration	pH	#1	Dec-2024	pH	Not Applicable	01/30/2025		27
Certified Disaster Restoration	pH	#1	SEP-2024	pH	Not Applicable	10/30/2024	12/02/2024	33
Certified Disaster Restoration	pH	#1	JUN-2024	pH	Not Applicable	07/30/2024	09/04/2024	36
Chalkstone Supermarket	Sample	#1	OCT-2024	Grab	12/11/2024	11/30/2024	12/19/2024	19
Chalkstone Supermarket	Sample	#1	APR-2024	Grab	07/18/2024	05/30/2024	07/29/2024	60
Choice Collision Center	Sample	#1	JUN-2024	Grab	08/07/2024	07/30/2024	08/22/2024	23
Choice Collision Center	Sample	#1	Dec-2024			01/30/2025		27
Christina D. Dicomés DMD	Dental BMP Certification	Not Applicable	OCT-2024	Not Applicable	Not Applicable	11/30/2024	12/09/2024	9
Cibao Supermarket	Sample	#1	APR-2024	Grab	06/07/2024	05/30/2024	06/25/2024	26
City of Providence	Sample	#1	OCT-2024	Grab	10/28/2024	11/30/2024	12/10/2024	10
City of Providence	Sample	#1	APR-2024	Grab	04/29/2024	05/30/2024	08/21/2024	83
Cityline Dental	Dental BMP Certification	Not Applicable	DEC-2023	Not Applicable	Not Applicable	01/30/2024	02/07/2024	8
Colbea Enterprises, LLC (Hartford Avenue)	Sample	#1	JUL-2024	Grab	07/10/2024	08/30/2024	09/03/2024	4
Colbea LLC (North Main)	Sample	#1	JUL-2024	Grab	07/10/2024	08/30/2024	09/03/2024	4
Comfort Dental	Dental BMP Certification	Not Applicable	APR-2024	Not Applicable	Not Applicable	05/30/2024	07/05/2024	36
Complete Cleaning Systems Inc.	pH	#1	NOV-2024	pH	Not Applicable	12/30/2024	01/17/2025	18
Complete Cleaning Systems Inc.	pH	#2	AUG-2024	pH	Not Applicable	09/30/2024	10/09/2024	9
Crespo Market LLC	Sample	#1	Nov-2024			12/30/2024		58
Crespo Market LLC	Sample	#1	MAY-2024	Grab	05/20/2024	06/30/2024	10/09/2024	101
Crisloid, LLC	Sample	#1	APR-2024	Grab	06/04/2024	05/30/2024	06/07/2024	8
Crisloid, LLC	Sample	#1	OCT-2024	Grab	12/13/2024	11/30/2024	12/23/2024	23
Crisloid, LLC	Sample	#1	JAN-2024	Grab	03/13/2024	03/01/2024	03/26/2024	25

User Late Reports
Field's Point - 2024

Company Name	Report Type	Sample Location	Month/Year Satisfied	Sample Type	Sample Date	Due Date	Received Date	Days Late
Crisloid, LLC	Sample	#1	JUL-2024	Grab	09/17/2024	08/30/2024	09/24/2024	25
Dean Auto Collision Center (North Main)	Sample	#1	APR-2024	Grab	04/30/2024	05/30/2024	05/31/2024	1
Dean Auto Collision Center Inc.	Sample	#1	APR-2024	Grab	04/30/2024	05/30/2024	05/31/2024	1
Dean Auto Collision Center Inc. (Livingston)	Sample	#1	APR-2024	Grab	04/30/2024	05/30/2024	05/31/2024	1
DeLuise Bakery Inc.	Sample	#1	Oct-2024			11/30/2024		88
DiFruscia Industries, Inc.	pH	#1	MAY-2024	pH	Not Applicable	06/30/2024	07/11/2024	11
E&M Enterprises, Ltd.	pH	#1	SEP-2024	pH	Not Applicable	10/30/2024	11/08/2024	9
Eastern Screw Company	pH	#1	AUG-2024	pH	Not Applicable	09/30/2024	10/04/2024	4
Eastern Screw Company	pH	#1	SEP-2024	pH	Not Applicable	10/30/2024	11/04/2024	5
Ej el Bombazo	Sample	#1	SEP-2024	Grab	12/03/2024	10/30/2024	12/16/2024	47
El Quiche Bakery Store, Inc.	Sample	#1	OCT-2024	Grab	12/03/2024	11/30/2024	12/20/2024	20
El Quiche Bakery Store, Inc.	Sample	#1	APR-2024	Grab	06/17/2024	05/30/2024	07/11/2024	42
Feed the Cheeks	Sample	#1	APR-2024	Grab	06/11/2024	05/30/2024	06/24/2024	25
Feed the Cheeks 2 LLC	Sample	#1	APR-2024	Grab	06/11/2024	05/30/2024	06/24/2024	25
Feed the Cheeks 2 LLC	Sample	#1	OCT-2024	Grab	12/23/2024	11/30/2024	01/03/2025	34
Food Corp	Sample	#1	JUL-2024	Grab	09/24/2024	08/30/2024	10/21/2024	52
Food Corp	Sample	#2	JAN-2024	Grab	02/19/2024	03/01/2024	03/13/2024	12
Food Corp	Sample	#2	JUL-2024	Grab	09/24/2024	08/30/2024	10/21/2024	52
Fratelli Scialo, LLC	Sample	#1	FEB-2024	Grab	03/04/2024	03/30/2024	04/12/2024	13
Fratelli Scialo, LLC	Sample	#1	AUG-2024	Grab	10/01/2024	09/30/2024	10/22/2024	22
Frog and Toad	Sample	#1	Oct-2024			11/30/2024		88
Genesis Marketing Group - Warren Avenue	Zero Discharge Certification	Not Applicable	JUN-2024	Not Applicable	Not Applicable	07/30/2024	08/09/2024	10
Genesis Marketing Group - Warren Avenue	Zero Discharge Certification	Not Applicable	DEC-2023	Not Applicable	Not Applicable	01/30/2024	02/12/2024	13
Gotham Greens Providence, LLC	Sample	#1	APR-2024	Grab	06/06/2024	05/30/2024	07/11/2024	42
Gotham Greens Providence, LLC	Sample	#2	APR-2024	Grab	06/06/2024	05/30/2024	07/11/2024	42
Gotham Greens Providence, LLC	Sample	#3	APR-2024	Grab	06/06/2024	05/30/2024	07/11/2024	42
Gothic Pewter LLC	Zero Discharge Certification	Not Applicable	MAY-2024	Not Applicable	Not Applicable	06/30/2024	07/11/2024	11
Granitec Marble and Granite, LLC	Zero Discharge Certification	Not Applicable	JAN-2024	Not Applicable	Not Applicable	03/01/2024	03/28/2024	27
Granitec Marble and Granite, LLC	Zero Discharge Certification	Not Applicable	JUL-2024	Not Applicable	Not Applicable	08/30/2024	01/09/2025	132
Greystone Auto Center	Sample	#1	JUL-2024	Grab	08/20/2024	08/30/2024	09/03/2024	4
Greystone Auto Center	Sample	#1	JAN-2024	Grab	02/07/2024	03/01/2024	03/27/2024	26
Hillview Auto Body	Sample	#1	APR-2024	Grab	04/30/2024	05/30/2024	07/01/2024	32
Hurd Auto Mall	Sample	#1	JUL-2024	Grab	11/25/2024	08/30/2024	12/13/2024	105
Imperial Tile & Marble Works Inc.	Sample	#1	OCT-2024	Grab	10/06/2024	11/30/2024	12/19/2024	19
Imperial Tile & Marble Works Inc.	Sample	#1	JAN-2024	Grab	03/14/2024	03/01/2024	03/25/2024	24
Imperial Tile & Marble Works Inc.	Sample	#1	JUL-2024	Grab	09/04/2024	08/30/2024	09/25/2024	26
Imperial Tile & Marble Works Inc.	Sample	#1	APR-2024	Grab	06/14/2024	05/30/2024	07/03/2024	34
International Chromium Plating Co., Inc.	Sample	#2	APR-2024	Grab	04/01/2024	05/30/2024	06/10/2024	11
International Insignia Corporation	pH	#1	JUN-2024	pH	Not Applicable	07/30/2024	08/01/2024	2
Ira Green Inc.	Sample	#1	FEB-2024	Composite	02/26/2024	03/30/2024	04/01/2024	2
Ira Green Inc.	pH	#1	FEB-2024	pH	Not Applicable	03/30/2024	04/01/2024	2
Ira Green Inc.	Sample	#3	FEB-2024	Grab	02/26/2024	03/30/2024	04/01/2024	2

User Late Reports
Field's Point - 2024

Company Name	Report Type	Sample Location	Month/Year Satisfied	Sample Type	Sample Date	Due Date	Received Date	Days Late
Ira Green Inc.	Sample	#5	FEB-2024	Grab	02/26/2024	03/30/2024	04/01/2024	2
Jacob Werba, DDS	Dental BMP Certification	Not Applicable	APR-2024	Not Applicable	Not Applicable	05/30/2024	07/22/2024	53
John T. A. Romano DDS, Inc.	Dental BMP Certification	Not Applicable	SEP-2024	Not Applicable	Not Applicable	10/30/2024	11/15/2024	16
Johnston Dental Group LLC	Dental BMP Certification	Not Applicable	APR-2024	Not Applicable	Not Applicable	05/30/2024	06/03/2024	4
JPL Enterprises, LLC	Sample	#1	APR-2024	Grab	06/27/2024	05/30/2024	07/11/2024	42
JPL Enterprises, LLC	Sample	#1	OCT-2024	Grab	01/10/2025	11/30/2024	01/22/2025	53
La Chapincita Market, LLC	Sample	#1	JUL-2024	Grab	07/31/2024	08/30/2024	10/10/2024	41
La Chapincita Market, LLC	Sample	#1	JAN-2024	Grab	05/17/2024	03/01/2024	07/26/2024	147
Lawrence Page, DMD, Inc.	Dental BMP Certification	Not Applicable	APR-2024	Not Applicable	Not Applicable	05/30/2024	06/10/2024	11
Lawrence Page, DMD, Inc.	Dental BMP Certification	Not Applicable	APR-2024	Not Applicable	Not Applicable	05/30/2024	08/16/2024	78
Lena Karkalas, DDS	Dental BMP Certification	Not Applicable	DEC-2023	Not Applicable	Not Applicable	01/30/2024	02/07/2024	8
Luluna Health, LLC	Sample	#1	Oct-2024			11/30/2024		88
Luluna Health, LLC	Sample	#1	Apr-2024			05/30/2024		272
M & D BIG 3 LLC	Sample	#1	Nov-2024			12/30/2024		58
M & D BIG 3 LLC	Sample	#1	MAY-2024	Grab	12/03/2024	06/30/2024	01/29/2025	213
M&T Super Market	Sample	#1	JUL-2024	Grab	07/01/2024	08/30/2024	11/04/2024	66
Magic Gas & Carwash, Inc.	Sample	#1	JAN-2024	Grab	03/21/2024	03/01/2024	03/21/2024	20
Mahr, Inc.	pH	#1	MAR-2024	pH	Not Applicable	04/30/2024	05/09/2024	9
Mahr, Inc.	pH	#1	DEC-2024	pH	Not Applicable	01/30/2025	02/24/2025	25
Mansolillo Dental	Dental BMP Certification	Not Applicable	APR-2024	Not Applicable	Not Applicable	05/30/2024	06/13/2024	14
Maya Bakery	Sample	#1	OCT-2024	Grab	01/09/2025	11/30/2024	01/28/2025	59
Maya Bakery	Sample	#1	APR-2024	Grab	07/12/2024	05/30/2024	08/09/2024	71
Mekong Market	Sample	#1	JUL-2024	Grab	07/29/2024	08/30/2024	10/02/2024	33
Mekong Market	Sample	#1	JAN-2024	Grab	01/31/2024	03/01/2024	06/05/2024	96
Monarch Metal Finishing, Inc. (Georgia Ave.)	Sample	#1	FEB-2024	Composite	03/21/2024	03/30/2024	04/17/2024	18
Monarch Metal Finishing, Inc. (Georgia Ave.)	Sample	#1	FEB-2024	Composite	03/28/2024	03/30/2024	04/17/2024	18
Monarch Metal Finishing, Inc. (Georgia Ave.)	Sample	#1	FEB-2024	Composite	04/05/2024	03/30/2024	04/29/2024	30
Monarch Metal Finishing, Inc. (Georgia Ave.)	pH	#1	MAR-2024	pH	Not Applicable	04/30/2024	05/30/2024	30
Monro, Inc.	Sample	#1	JAN-2024	Grab	01/28/2024	03/01/2024	04/01/2024	31
Mutual Cornell	pH	#1	FEB-2024	pH	Not Applicable	03/30/2024	04/03/2024	4
Mutual Cornell	pH	#1	SEP-2024	pH	Not Applicable	10/30/2024	11/08/2024	9
Mutual Cornell	pH	#1	APR-2024	pH	Not Applicable	05/30/2024	06/10/2024	11
Mutual Cornell	pH	#1	JAN-2024	pH	Not Applicable	03/01/2024	03/15/2024	14
Mutual Cornell	pH	#1	JUN-2024	pH	Not Applicable	07/30/2024	08/21/2024	22
Mutual Cornell	pH	#1	NOV-2024	pH	Not Applicable	12/30/2024	01/23/2025	24
My Car, Incorporated	Sample	#1	AUG-2024	Grab	10/08/2024	09/30/2024	10/28/2024	28
NC Dental, Inc.	Dental BMP Certification	Not Applicable	JAN-2024	Not Applicable	Not Applicable	03/01/2024	03/11/2024	10
Nettie's Kettle Corn, LLC	Sample	#1	OCT-2024	Grab	11/25/2024	11/30/2024	01/10/2025	41
Nettie's Kettle Corn, LLC	Sample	#1	APR-2024	Grab	06/25/2024	05/30/2024	09/06/2024	99
New Sky Market Inc.	Sample	#1	FEB-2024	Grab	04/22/2024	03/30/2024	04/22/2024	23
New Sky Market Inc.	Sample	#1	AUG-2024	Grab	10/31/2024	09/30/2024	11/13/2024	44
NNC of Rhode Island, Inc.	Sample	#1	JAN-2024	Grab	01/31/2024	03/01/2024	03/14/2024	13

User Late Reports
Field's Point - 2024

Company Name	Report Type	Sample Location	Month/Year Satisfied	Sample Type	Sample Date	Due Date	Received Date	Days Late
North Providence Dental Associates	Dental BMP Certification	Not Applicable	DEC-2024	Not Applicable	Not Applicable	01/30/2025		27
North Providence Dental Associates	Dental BMP Certification	Not Applicable	JUL-2024	Not Applicable	Not Applicable	08/30/2024	11/01/2024	63
Nueva San Salvador Bakery, Inc.	Sample	#1	JUL-2024	Grab	09/17/2024	08/30/2024	10/08/2024	39
Nueva San Salvador Bakery, Inc.	Sample	#1	JAN-2024	Grab	03/13/2024	03/01/2024	05/22/2024	82
Nunez Fruit Market	Sample	#1	Oct-2024			11/30/2024		88
Nunez Fruit Market	Sample	#1	Apr-2024			05/30/2024		272
Olneyville NY System	Sample	#1	MAY-2024	Grab	07/08/2024	06/30/2024	09/18/2024	80
Panaderia El Paisano	Sample	#2	APR-2024	Grab	05/20/2024	05/30/2024	06/14/2024	15
Panaderia El Paisano	Sample	#2	OCT-2024	Grab	01/09/2025	11/30/2024	01/17/2025	48
Pollito Meat Corp.	Sample	#1	JUL-2024	Grab	09/24/2024	08/30/2024	10/21/2024	52
Pollito Meat Corp.	Sample	#1	JAN-2024	Grab	04/11/2024	03/01/2024	05/09/2024	69
Pollito Meat Corp.	Sample	#2	JUL-2024	Grab	09/24/2024	08/30/2024	10/21/2024	52
Pollito Meat Corp.	Sample	#2	JAN-2024	Grab	04/11/2024	03/01/2024	05/09/2024	69
Pollito Meat Corp.	Sample	#3	JUL-2024	Grab	09/24/2024	08/30/2024	10/21/2024	52
Pollito Meat Corp.	Sample	#3	JAN-2024	Grab	04/11/2024	03/01/2024	05/09/2024	69
Prince Enameling Company, Inc.	Zero Discharge Certification	Not Applicable	NOV-2024	Not Applicable	Not Applicable	12/30/2024	01/02/2025	3
Prospect CharterCARE RWMC, LLC	Sample	#1	APR-2024	Grab	04/29/2024	05/30/2024	06/20/2024	21
Prospect CharterCARE RWMC, LLC	Sample	#1	OCT-2024	Grab	10/10/2024	11/30/2024	12/31/2024	31
Prospect CharterCARE RWMC, LLC	Sample	#1	JAN-2024	Grab	01/01/2024	03/01/2024	04/17/2024	47
Prospect CharterCARE RWMC, LLC	Sample	#2	APR-2024	Grab	04/29/2024	05/30/2024	06/20/2024	21
Prospect CharterCARE RWMC, LLC	Sample	#2	OCT-2024	Grab	10/01/2024	11/30/2024	12/31/2024	31
Prospect CharterCARE RWMC, LLC (Maude)	Sample	#1	FEB-2024	Grab	02/01/2024	03/30/2024	04/17/2024	18
Prospect CharterCARE RWMC, LLC (Maude)	Sample	#1	OCT-2024	Grab	10/10/2024	11/30/2024	12/31/2024	31
Prospect CharterCARE RWMC, LLC (Maude)	Sample	#1	JUN-2024	Grab	06/14/2024	07/30/2024	09/20/2024	52
Prospect CharterCARE RWMC, LLC (Maude)	Sample	#1	APR-2024	Grab	04/29/2024	05/30/2024	08/20/2024	82
Prospect CharterCARE RWMC, LLC (Maude)	Sample	#2	OCT-2024	Grab	10/01/2024	11/30/2024	12/31/2024	31
Prospect CharterCARE RWMC, LLC (Maude)	Sample	#2	APR-2024	Grab	04/01/2024	05/30/2024	08/20/2024	82
Prospect CharterCARE RWMC, LLC (Maude)	Sample	#3	OCT-2024	Grab	10/10/2024	11/30/2024	12/31/2024	31
Prospect CharterCARE RWMC, LLC (Maude)	Sample	#3	APR-2024	Grab	04/01/2024	05/30/2024	08/20/2024	82
Prospect CharterCARE SJHSRI	Sample	#1	OCT-2024	Grab	10/10/2024	11/30/2024	12/31/2024	31
Prospect CharterCARE SJHSRI	Sample	#1	APR-2024	Grab	04/29/2024	05/30/2024	07/08/2024	39
Prospect CharterCARE SJHSRI	Sample	#2	OCT-2024	Composite	01/06/2025	11/30/2024	01/06/2025	37
Prospect CharterCARE SJHSRI	Sample	#2	APR-2024	Grab	04/29/2024	05/30/2024	07/08/2024	39
Prospect CharterCARE SJHSRI	Sample	#3	OCT-2024	Grab	10/10/2024	11/30/2024	12/31/2024	31
Prospect CharterCARE SJHSRI	Sample	#3	APR-2024	Grab	04/29/2024	05/30/2024	07/08/2024	39
Providence Auto Body, Inc.	Sample	#1	APR-2024	Grab	04/19/2024	05/30/2024	06/11/2024	12
Providence Auto Body, Inc.	Sample	#1	APR-2024	Grab	04/01/2024	05/30/2024	06/11/2024	12
Providence Auto Body, Inc.	Sample	#1	OCT-2024	Grab	10/23/2024	11/30/2024	12/16/2024	16
Providence Auto Body, Inc.	Sample	#1	OCT-2024	Grab	10/01/2024	11/30/2024	12/16/2024	16
Providence Auto Body, Inc.	Sample	#2	APR-2024	Grab	04/19/2024	05/30/2024	06/11/2024	12
Providence Auto Body, Inc.	Sample	#2	APR-2024	Grab	04/01/2024	05/30/2024	06/11/2024	12
Providence Auto Body, Inc.	Sample	#2	OCT-2024	Grab	10/23/2024	11/30/2024	12/16/2024	16

User Late Reports
Field's Point - 2024

Company Name	Report Type	Sample Location	Month/Year Satisfied	Sample Type	Sample Date	Due Date	Received Date	Days Late
Providence Auto Body, Inc.	Sample	#2	OCT-2024	Grab	10/01/2024	11/30/2024	12/16/2024	16
Providence Auto Body, Inc.	Sample	#3	APR-2024	Grab	04/19/2024	05/30/2024	06/11/2024	12
Providence Auto Body, Inc.	Sample	#3	OCT-2024	Grab	10/23/2024	11/30/2024	12/16/2024	16
Providence Brewing Company	Sample	#1	APR-2024	Grab	04/25/2024	05/30/2024	06/28/2024	29
Providence College - Italy Street	Sample	#1	JAN-2024	Grab	01/31/2024	03/01/2024	03/18/2024	17
Providence College-Power Plant	Sample	#2	JAN-2024	Grab	01/29/2024	03/01/2024	03/04/2024	3
Providence Community Health Centers, Inc	Dental BMP Certification	Not Applicable	SEP-2024	Not Applicable	Not Applicable	10/30/2024	11/15/2024	16
Providence Community Health Clinic	Dental BMP Certification	Not Applicable	DEC-2024	Not Applicable	Not Applicable	01/30/2025		27
Providence Public Schools	Sample	#1	OCT-2024	Grab	10/11/2024	11/30/2024	12/10/2024	10
Providence Public Schools	Sample	#1	APR-2024	Grab	04/19/2024	05/30/2024	08/21/2024	83
Pure Haven, LLC	Sample	#1	JUL-2024	Grab	07/25/2024	08/30/2024	09/13/2024	14
Quality Spraying Technologies, Inc.	pH	#1	MAY-2024	pH	Not Applicable	06/30/2024	07/02/2024	2
Quality Spraying Technologies, Inc.	pH	#1	AUG-2024	pH	Not Applicable	09/30/2024	10/21/2024	21
Quality Spraying Technologies, Inc.	pH	#1	JUL-2024	pH	Not Applicable	08/30/2024	10/21/2024	52
R.I. Beef & Veal, Inc	Sample	#1	APR-2024	Grab	04/10/2024	05/30/2024	06/24/2024	25
R.I. Beef & Veal, Inc	Sample	#1	OCT-2024	Grab	12/11/2024	11/30/2024	12/26/2024	26
R.I. Beef & Veal, Inc	Sample	#1	JUL-2024	Grab	09/20/2024	08/30/2024	09/30/2024	31
R.I. Beef & Veal, Inc	Sample	#1	JAN-2024	Grab	04/03/2024	03/01/2024	04/15/2024	45
R.I. Beef & Veal, Inc	Sample	#1	OCT-2024	Grab	01/17/2025	11/30/2024	01/27/2025	58
R.I. Provision Company	Sample	#1	FEB-2024	Grab	03/20/2024	03/30/2024	04/05/2024	6
R.I. Provision Company	Sample	#1	AUG-2024	Grab	10/01/2024	09/30/2024	10/16/2024	16
Refresh Auto Wash	Sample	#1	APR-2024	Grab	07/17/2024	05/30/2024	08/13/2024	75
Refresh Auto Wash	Sample	#1	Oct-2024			11/30/2024		88
Regency Plaza - East Building #3	Sample	#1	OCT-2024	Grab	12/03/2024	11/30/2024	12/03/2024	3
Rhode Island Bioenergy, LLC	Sample	#1	AUG-2024	Composite	08/31/2024	09/30/2024	10/04/2024	4
Rhode Island Bioenergy, LLC	pH	#1	AUG-2024	pH	Not Applicable	09/30/2024	10/04/2024	4
Rhode Island Bioenergy, LLC	Sample	#1	JUL-2024	Composite	07/10/2024	08/30/2024	09/05/2024	6
Rhode Island Bioenergy, LLC	pH	#1	JUL-2024	pH	Not Applicable	08/30/2024	09/05/2024	6
Rhode Island Bioenergy, LLC	Sample	#1	JUN-2024	Composite	06/11/2024	07/30/2024	08/08/2024	9
Rhode Island Bioenergy, LLC	pH	#1	JUN-2024	pH	Not Applicable	07/30/2024	08/08/2024	9
Rhode Island Bioenergy, LLC	Sample	#1	MAY-2024	Composite	05/31/2024	06/30/2024	07/30/2024	30
Rhode Island Bioenergy, LLC	pH	#1	MAY-2024	pH	Not Applicable	06/30/2024	07/30/2024	30
Rhode Island Chemical Corporation	Zero Discharge Certification	Not Applicable	MAY-2024	Not Applicable	Not Applicable	06/30/2024	07/17/2024	17
Rhode Island Chemical Corporation	Zero Discharge Certification	Not Applicable	JUL-2024	Not Applicable	Not Applicable	08/30/2024	09/17/2024	18
Rhode Island Chemical Corporation	Zero Discharge Certification	Not Applicable	OCT-2024	Not Applicable	Not Applicable	11/30/2024	12/19/2024	19
Rhode Island Chemical Corporation	Zero Discharge Certification	Not Applicable	SEP-2024	Not Applicable	Not Applicable	10/30/2024	11/19/2024	20
Rhode Island Chemical Corporation	Zero Discharge Certification	Not Applicable	DEC-2023	Not Applicable	Not Applicable	01/30/2024	02/22/2024	23
Rhode Island Chemical Corporation	Zero Discharge Certification	Not Applicable	MAR-2024	Not Applicable	Not Applicable	04/30/2024	05/23/2024	23
Rhode Island Chemical Corporation	Zero Discharge Certification	Not Applicable	JUN-2024	Not Applicable	Not Applicable	07/30/2024	08/26/2024	27
Rhode Island Chemical Corporation	Zero Discharge Certification	Not Applicable	DEC-2024	Not Applicable	Not Applicable	01/30/2025		27
Rhode Island Chemical Corporation	Zero Discharge Certification	Not Applicable	JAN-2024	Not Applicable	Not Applicable	03/01/2024	03/29/2024	28
Rhode Island Chemical Corporation	Zero Discharge Certification	Not Applicable	APR-2024	Not Applicable	Not Applicable	05/30/2024	06/28/2024	29

User Late Reports
Field's Point - 2024

Company Name	Report Type	Sample Location	Month/Year Satisfied	Sample Type	Sample Date	Due Date	Received Date	Days Late
Rhode Island Chemical Corporation	Zero Discharge Certification	Not Applicable	AUG-2024	Not Applicable	Not Applicable	09/30/2024	10/30/2024	30
Rhode Island Chemical Corporation	Zero Discharge Certification	Not Applicable	FEB-2024	Not Applicable	Not Applicable	03/30/2024	04/29/2024	30
Rhode Island College - Connection 2	Zero Discharge Certification	Not Applicable	MAY-2024	Not Applicable	Not Applicable	06/30/2024	07/05/2024	5
Rhode Island College - Connection 2	Zero Discharge Certification	Not Applicable	JUL-2024	Not Applicable	Not Applicable	08/30/2024	09/05/2024	6
Ricci Family Dentistry	Dental BMP Certification	Not Applicable	MAR-2024	Not Applicable	Not Applicable	04/30/2024	05/01/2024	1
Rosa Mia Pizza and More	Sample	#1	AUG-2024	Grab	09/04/2024	09/30/2024	10/09/2024	9
Rosario Meat Market	Sample	#1	OCT-2024	Grab	12/09/2024	11/30/2024	12/23/2024	23
Rosario Meat Market	Sample	#1	APR-2024	Grab	06/11/2024	05/30/2024	06/25/2024	26
S.B. Winsor Dairy	Sample	#1	OCT-2024	Grab	12/12/2024	11/30/2024	01/15/2025	46
S.B. Winsor Dairy	Sample	#1	APR-2024	Grab	06/13/2024	05/30/2024	08/26/2024	88
Seven Stars Bakery (Royal Little Dr.)	Sample	#1	AUG-2024	Grab	08/13/2024	09/30/2024	10/11/2024	11
Seven Stars Bakery (Royal Little Dr.)	Sample	#1	FEB-2024	Grab	03/28/2024	03/30/2024	04/11/2024	12
Simplex Engine & Machine, Inc.	Zero Discharge Certification	Not Applicable	JAN-2024	Not Applicable	Not Applicable	03/01/2024	03/07/2024	6
Simplex Engine & Machine, Inc.	Zero Discharge Certification	Not Applicable	JUL-2024	Not Applicable	Not Applicable	08/30/2024	09/09/2024	10
Superior Foods LLC	Sample	#1	OCT-2024	Grab	12/30/2024	11/30/2024	01/22/2025	53
Surface Coatings, LLC	Sample	#1	JUN-2024	Composite	06/18/2024	07/30/2024	08/02/2024	3
Surface Coatings, LLC	pH	#1	JUN-2024	pH	Not Applicable	07/30/2024	08/02/2024	3
Surface Coatings, LLC	Sample	#1	DEC-2024	Composite	12/18/2024	01/30/2025	02/03/2025	4
Surface Coatings, LLC	pH	#1	DEC-2024	pH	Not Applicable	01/30/2025	02/03/2025	4
Swan Point Cemetery	Sample	#1	JUL-2024	Grab	09/11/2024	08/30/2024	09/19/2024	20
Swan Point Cemetery	Sample	#1	JAN-2024	Grab	03/15/2024	03/01/2024	03/26/2024	25
SWG Promotions, LLC	Sample	#1	OCT-2024	Grab	12/10/2024	11/30/2024	01/14/2025	45
Syroya's Bakery	Sample	#1	APR-2024	Grab	09/30/2024	05/30/2024	09/30/2024	123
Tesla, Inc.	Sample	#1	Jul-2024			08/30/2024		180
Textron, Inc.	Sample	#1	NOV-2024	Composite	11/19/2024	12/30/2024	01/07/2025	8
Textron, Inc.	Sample	#1	FEB-2024	Composite	04/10/2024	03/30/2024	04/23/2024	24
The Family Cake, LLC	Sample	#1	OCT-2024	Grab	10/04/2024	11/30/2024	12/03/2024	3
The Family Cake, LLC	Sample	#1	APR-2024	Grab	07/17/2024	05/30/2024	08/08/2024	70
The Industrious Spirit Company, LLC	pH	#1	Dec-2024	pH	Not Applicable	01/30/2025		27
The Original Italian Bakery, Inc.	Sample	#1	OCT-2024	Grab	12/31/2024	11/30/2024	01/30/2025	61
Thomas C. Slater Compassion Center	Zero Discharge Certification	Not Applicable	OCT-2024	Not Applicable	Not Applicable	11/30/2024	12/16/2024	16
Tortilleria el Quetzal	Sample	#1	OCT-2024	Grab	11/08/2024	11/30/2024	12/12/2024	12
Tortilleria el Quetzal	Sample	#1	APR-2024	Grab	05/21/2024	05/30/2024	07/15/2024	46
Tri-County Community Action	Dental BMP Certification	Not Applicable	DEC-2024	Not Applicable	Not Applicable	01/30/2025		27
Tri-County Community Action Agency	Dental BMP Certification	Not Applicable	DEC-2024	Not Applicable	Not Applicable	01/30/2025		27
Tri-Jay Co.	Sample	#2	NOV-2024	Grab	12/11/2024	12/30/2024	01/08/2025	9
Union Station Brewery	Sample	#1	OCT-2024	Composite	12/08/2024	11/30/2024	12/18/2024	18
Union Supermarket & Restaurant	Sample	#1	APR-2024	Grab	05/15/2024	05/30/2024	11/19/2024	173
Unique Plating Company	pH	#1	MAR-2024	pH	Not Applicable	04/30/2024	05/08/2024	8
Universal Plating Company, Inc.	pH	#1	NOV-2024	pH	Not Applicable	12/30/2024	01/10/2025	11
Universal Plating Company, Inc.	pH	#1	JAN-2024	pH	Not Applicable	03/01/2024	03/13/2024	12
Universal Plating Company, Inc.	pH	#1	MAY-2024	pH	Not Applicable	06/30/2024	07/15/2024	15

User Late Reports
Field's Point - 2024

Company Name	Report Type	Sample Location	Month/Year Satisfied	Sample Type	Sample Date	Due Date	Received Date	Days Late
Universal Plating Company, Inc.	pH	#1	MAR-2024	pH	Not Applicable	04/30/2024	05/24/2024	24
Universal Plating Company, Inc.	pH	#1	JUL-2024	pH	Not Applicable	08/30/2024	09/25/2024	26
Universal Plating Company, Inc.	Sample	#1	FEB-2024	Composite	02/22/2024	03/30/2024	04/26/2024	27
Universal Plating Company, Inc.	Sample	#1	JUN-2024	Composite	06/19/2024	07/30/2024	08/26/2024	27
Universal Plating Company, Inc.	Sample	#1	OCT-2024	Composite	10/29/2024	11/30/2024	12/27/2024	27
Universal Plating Company, Inc.	pH	#1	FEB-2024	pH	Not Applicable	03/30/2024	04/26/2024	27
Universal Plating Company, Inc.	pH	#1	JUN-2024	pH	Not Applicable	07/30/2024	08/26/2024	27
Universal Plating Company, Inc.	pH	#1	OCT-2024	pH	Not Applicable	11/30/2024	12/27/2024	27
Universal Plating Company, Inc.	Sample	#1	APR-2024	Composite	04/25/2024	05/30/2024	06/28/2024	29
Universal Plating Company, Inc.	Sample	#1	AUG-2024	Composite	08/29/2024	09/30/2024	10/29/2024	29
Universal Plating Company, Inc.	pH	#1	APR-2024	pH	Not Applicable	05/30/2024	06/28/2024	29
Universal Plating Company, Inc.	pH	#1	AUG-2024	pH	Not Applicable	09/30/2024	10/29/2024	29
Universal Plating Company, Inc.	pH	#1	SEP-2024	pH	Not Applicable	10/30/2024	11/29/2024	30
Urban Greens	Sample	#1	APR-2024	Grab	04/16/2024	05/30/2024	06/25/2024	26
Vasilios Pizza	Sample	#1	MAY-2024	Grab	07/23/2024	06/30/2024	08/13/2024	44
Venda Ravioli - Royal Little Drive	Sample	#1	APR-2024	Grab	06/28/2024	05/30/2024	07/17/2024	48
V-Mart	Sample	#1	OCT-2024	Grab	12/19/2024	11/30/2024	01/24/2025	55
V-Mart	Sample	#1	APR-2024	Grab	07/26/2024	05/30/2024	09/12/2024	105
Whisk Me Away Bakehouse	Sample	#1	Oct-2024			11/30/2024		88
Whisk Me Away Bakehouse	Sample	#1	Apr-2024			05/30/2024		272
Whole Foods Market Group, Inc.	Sample	#1	OCT-2024	Grab	11/15/2024	11/30/2024	12/02/2024	2
Whole Foods Market Group, Inc.	Sample	#1	JAN-2024	Grab	03/01/2024	03/01/2024	03/11/2024	10
Whole Foods Market, Inc.	Sample	#1	JAN-2024	Grab	02/28/2024	03/01/2024	03/11/2024	10
Whole Foods Market, Inc.	Sample	#1	JUL-2024	Grab	08/27/2024	08/30/2024	09/10/2024	11
William M. Davies Jr. High School	Sample	#1	APR-2024	Grab	06/21/2024	05/30/2024	07/03/2024	34
William M. Davies Jr. High School	Sample	#1	OCT-2024	Grab	12/03/2024	11/30/2024	01/16/2025	47
Willowick Residential	Sample	#1	OCT-2024	Grab	01/08/2025	11/30/2024	01/30/2025	61
Willowick Residential	Sample	#1	APR-2024	Grab	07/24/2024	05/30/2024	09/09/2024	102
WVCB	Zero Discharge Certification	Not Applicable	SEP-2024	Not Applicable	Not Applicable	10/30/2024	11/26/2024	27
WVCB	Zero Discharge Certification	Not Applicable	DEC-2023	Not Applicable	Not Applicable	01/30/2024	02/28/2024	29

USER REQUIREMENTS

FIELD'S POINT

User Requirements
Field's Point 2024

Company Name	Submittal	Issue Date	Due Date	Received Date	Days Late
171 Atwells Inc.	Permit Application Fee	02/15/2024	03/15/2024	03/12/2024	0
171 Atwells Inc.	Permit Application	02/15/2024	03/15/2024	03/12/2024	0
271 Tockwotten Partners LLC	SNC Public Notice Reimbursement	04/15/2024	05/15/2024	05/31/2024	16
271 Tockwotten Partners LLC	Permit Application	12/03/2024	01/02/2025		55
271 Tockwotten Partners LLC	Permit Application Fee	12/03/2024	01/02/2025		55
65 Bath Pro LLC	Permit Application	07/03/2024	08/02/2024	12/06/2024	126
65 Bath Pro LLC	Permit Application Fee	07/03/2024	08/02/2024	12/06/2024	126
699 Market, LLC d/b/a Superfresh	Permit Application	03/01/2024	04/01/2024	03/20/2024	0
699 Market, LLC d/b/a Superfresh	Permit Application Fee	03/01/2024	04/01/2024	03/20/2024	0
A & F Plating Company	Submit Report on Manhole Violations	04/23/2024	05/30/2024	05/29/2024	0
A Duie Pyle, Inc.	Resampling Results for _____	12/03/2024	01/24/2025	01/06/2025	0
AS220 - Print Shop	Install Sample Location	01/10/2024	02/29/2024	02/16/2024	0
AS220 - Print Shop	Pretreatment Plans	01/10/2024	02/29/2024	02/16/2024	0
AS220 - Print Shop	Pretreatment Plans	02/16/2024	03/16/2024	04/12/2024	27
AS220 - Print Shop	Install Sample Location	02/16/2024	03/16/2024	04/12/2024	27
Achievement First - Providence High School	Pretreatment Plans	04/24/2024	05/24/2024	05/24/2024	0
Achievement First - Providence High School	Permit Application	04/24/2024	05/24/2024	05/24/2024	0
Achievement First - Providence High School	Permit Application Fee	04/24/2024	05/24/2024	05/24/2024	0
Achievement First - Providence High School	Process Plans	06/06/2024	07/03/2024		238
Agora E Aminha Vez LLC	Pretreatment Plans	12/27/2024	01/30/2025	01/23/2025	0
Al Son De Mi Barrio	Permit Application	01/10/2024	02/10/2024	02/21/2024	11
Al Son De Mi Barrio	Permit Application Fee	01/10/2024	02/10/2024	02/21/2024	11
Amos House - Pine Street	Permit Application	01/12/2024	02/12/2024	03/21/2024	38
Amos House - Pine Street	Permit Application Fee	01/12/2024	02/12/2024	03/21/2024	38
Amy's Place	Permit Application Fee	07/03/2024	08/02/2024	01/03/2025	154
Amy's Place	Permit Application	07/03/2024	08/02/2024	01/03/2025	154
Anchor Bay @ Pocasset	Permit Application Fee	12/12/2024	01/11/2025		46
Anchor Bay @ Pocasset	Permit Application	12/12/2024	01/11/2025		46
Anyhow Studio	Spill Control Plan	03/08/2024	03/29/2024	03/18/2024	0
Arcane Mead & Winery	Permit Application Fee	09/05/2024	09/30/2024	09/09/2024	0
Arcane Mead & Winery	Spill Control Plan	10/08/2024	11/02/2024	01/21/2025	80
Arigna Irish Pub	Pretreatment Plans	01/09/2024	01/30/2024	10/04/2024	248
Arigna Irish Pub	Replumb Cooling Water	10/23/2024	11/30/2024		88
Aristocrat Dental Laboratory	Permit Application	05/08/2024	06/07/2024	09/11/2024	96
Aristocrat Dental Laboratory	Permit Application Fee	05/08/2024	06/07/2024	09/11/2024	96
Atamian Manufacturing Corp.	Resampling Results for _____	08/13/2024	10/01/2024	09/12/2024	0
Atlantic Gladstone Realty, LLC.	Permit Application	08/06/2024	09/05/2024	10/28/2024	53
Atlantic Gladstone Realty, LLC.	Permit Application Fee	08/06/2024	09/05/2024	10/28/2024	53
Atlantic Gladstone Realty, LLC.	Permit Application	11/12/2024	12/12/2024	12/13/2024	1
Atlantic Gladstone Realty, LLC.	Permit Application Fee	11/12/2024	12/12/2024	12/13/2024	1
Atwells Ave Donuts, LLC	Pump Grease Trap	01/10/2024	02/15/2024	04/01/2024	46
Atwells Ave Donuts, LLC	Repair Grease Trap	01/10/2024	02/15/2024	04/01/2024	46
Atwells Realty Corporation	Permit Application Fee	08/07/2024	09/06/2024	10/11/2024	35
Atwells Realty Corporation	Permit Application	08/07/2024	09/06/2024	10/11/2024	35
Atwood Donuts, LLC	Other	02/20/2024	03/31/2024	05/13/2024	43
Aura Accessories LLC	Spill Control Plan	07/02/2024	07/26/2024	08/02/2024	7
Aurora Restaurant	Permit Application Fee	11/21/2024	12/21/2024	12/19/2024	0
Aurora Restaurant	Pretreatment Plans	11/21/2024	12/21/2024	12/19/2024	0
Aurora Restaurant	Permit Application	11/21/2024	12/21/2024	12/19/2024	0
Auto Parts Group Southwest, LLC.	Signed Permit	06/25/2024	07/25/2024	07/23/2024	0
B&D, LLC	Permit Application	02/15/2024	03/15/2024	03/14/2024	0
B&D, LLC	Permit Application Fee	02/15/2024	03/15/2024	03/14/2024	0
B. Deltoro & Sons, Inc.	Resampling Results for _____	02/16/2024	04/05/2024	03/28/2024	0
B. Deltoro & Sons, Inc.	Resampling Results for _____	05/22/2024	07/10/2024	08/01/2024	22
B. Deltoro & Sons, Inc.	Resampling Results for _____	05/23/2024	05/23/2024	07/10/2024	48
B. Deltoro & Sons, Inc.	Analytical Results for _____	08/05/2024	09/04/2024	08/14/2024	0
BA Beverage LLC	Permit Application Fee	01/30/2024	02/29/2024	04/01/2024	32
BA Beverage LLC	Permit Application	01/30/2024	02/29/2024	04/01/2024	32
BKCHOI, Inc.	Permit Application	11/19/2024	12/13/2024	01/17/2025	35

User Requirements
Field's Point 2024

Company Name	Submittal	Issue Date	Due Date	Received Date	Days Late
BTP, LLC	Permit Application	10/23/2024	11/25/2024	01/27/2025	63
BTP, LLC	Permit Application Fee	10/23/2024	11/25/2024	01/27/2025	63
Baja's	Permit Application	03/18/2024	03/18/2024	03/14/2024	0
Balise CW North Providence, LLC	Resampling Results for _____	01/08/2024	02/26/2024	02/06/2024	0
Barbara M. Bilder, D.M.D.	Permit Application	01/05/2024	02/04/2024	02/02/2024	0
Barbara M. Bilder, D.M.D.	Permit Application Fee	01/05/2024	02/04/2024	02/02/2024	0
Bay Foods, Inc.	Other	10/28/2024	11/30/2024	10/31/2024	0
Bay Foods, Inc.	Pump Grease Trap	10/28/2024	11/30/2024	10/31/2024	0
Bay Foods, Inc.	Other	11/25/2024	12/09/2024	12/04/2024	0
Bentley Companies	Permit Application	02/12/2024	02/12/2024	02/12/2024	0
Bentley Companies	Permit Application Fee	02/21/2024	02/21/2024	02/21/2024	0
Bentley Companies	40 CFR 136 Notification	05/23/2024	06/14/2024	06/27/2024	13
Bentley Companies	40 CFR 136 Notification	07/10/2024	07/26/2024	09/30/2024	66
Blossom Laundry, Inc.	Process Plans	04/09/2024	05/09/2024	06/14/2024	36
Blossom Laundry, Inc.	Permit Application	04/09/2024	05/09/2024	06/14/2024	36
Blossom Laundry, Inc.	Permit Application Fee	04/09/2024	05/09/2024	06/14/2024	36
Blossom Laundry, Inc.	Permit Application Fee	06/26/2024	07/27/2024	08/27/2024	31
Blossom Laundry, Inc.	Pretreatment Plans	06/26/2024	09/27/2024	10/09/2024	12
Blossom Laundry, Inc.	Permit Application	06/26/2024	07/27/2024	08/27/2024	31
Blossom Laundry, Inc.	Pretreatment Plans	10/24/2024	12/13/2024	01/10/2025	28
Bon Passion, LLC	Permit Application Fee	11/27/2024	12/27/2024		61
Bon Passion, LLC	Permit Application	11/27/2024	12/27/2024		61
Bon Passion, LLC	Process Plans	11/27/2024	12/27/2024		61
Borrelli's Bakery	Analytical Results for _____	10/22/2024	11/20/2024	01/08/2025	49
Breakfast at Tiffany's	Other	03/28/2024	05/27/2024	10/31/2024	157
Breakfast at Tiffany's	Process Plans	03/28/2024	04/27/2024	10/31/2024	187
Breakfast at Tiffany's	Install Sample Location	03/28/2024	05/27/2024	10/31/2024	157
Breakfast at Tiffany's	Process Plans	11/13/2024	01/30/2025		27
Brewed Awakenings Coffeehouse LLC	Permit Application	03/26/2024	04/26/2024	04/25/2024	0
Brewed Awakenings Coffeehouse LLC	Permit Application Fee	03/26/2024	04/26/2024	04/25/2024	0
Briana's Restaurant	Permit Application Fee	12/09/2024	01/08/2025	12/20/2024	0
Briana's Restaurant	Permit Application	12/09/2024	01/08/2025	12/20/2024	0
Briarcliffe Gardens	Permit Application	04/15/2024	05/17/2024	05/17/2024	0
Briarcliffe Gardens	Permit Application Fee	04/15/2024	05/17/2024	05/17/2024	0
Brittany Motors Ltd.	Permit Application Fee	09/05/2024	10/05/2024	10/03/2024	0
Brittany Motors Ltd.	Permit Application	09/05/2024	10/05/2024	10/03/2024	0
Brother's Famous Pizza	Permit Application Fee	03/01/2024	04/01/2024		331
Brother's Famous Pizza	Permit Application	03/01/2024	04/01/2024		331
Brother's Famous Pizza	Process Plans	03/01/2024	04/01/2024		331
Brown Bee Coffee	Other	07/22/2024	08/10/2024	09/19/2024	40
Brown University	Permit Application	12/13/2024	01/12/2025	01/15/2025	3
Brown University	Permit Application Fee	12/13/2024	01/12/2025	01/15/2025	3
Brown University - 225 Dyer Street	Permit Application Fee	06/25/2024	07/25/2024	08/13/2024	19
Brown University - 225 Dyer Street	Process Plans	06/25/2024	07/15/2024	07/22/2024	7
Brown University - 70 Ship Street	Permit Application Fee	04/08/2024	05/08/2024	05/07/2024	0
Brown University - 70 Ship Street	Permit Application	04/08/2024	05/08/2024	05/07/2024	0
Brown University - Diman & Wayland House	Permit Application	10/15/2024	11/14/2024	11/08/2024	0
Brown University - Diman & Wayland House	Permit Application Fee	10/15/2024	11/14/2024	11/04/2024	0
Brown University - Facilities Management	Permit Application	04/08/2024	05/08/2024	05/07/2024	0
Brown University - Facilities Management	Permit Application Fee	04/08/2024	05/08/2024	05/07/2024	0
Brown University - Granoff Center	Permit Application Fee	12/17/2024	01/16/2025	01/15/2025	0
Brown University - Granoff Center	Permit Application	12/17/2024	01/16/2025	01/15/2025	0
Brown University - Keeney Quad	Permit Application Fee	04/08/2024	05/08/2024	05/07/2024	0
Brown University - Keeney Quad	Permit Application	04/08/2024	05/08/2024	05/07/2024	0
Brown University - Meehan Auditorium	Permit Application	12/17/2024	01/16/2025	01/15/2025	0
Brown University - Meehan Auditorium	Permit Application Fee	12/17/2024	01/16/2025	01/15/2025	0
Brown University - Nelson Fitness Center	Permit Application Fee	12/17/2024	01/16/2025	01/15/2025	0
Brown University - Nelson Fitness Center	Permit Application	12/17/2024	01/16/2025	01/15/2025	0
Brown University - Sears House	Permit Application	10/15/2024	11/14/2024	11/08/2024	0

User Requirements
Field's Point 2024

Company Name	Submittal	Issue Date	Due Date	Received Date	Days Late
Brown University - Sears House	Permit Application Fee	10/15/2024	11/14/2024	11/04/2024	0
Brown University - Wriston Quad	Permit Application Fee	10/15/2024	11/14/2024	11/04/2024	0
Brown University - Wriston Quad	Permit Application	10/15/2024	11/14/2024	11/08/2024	0
Brown University- Alumnae Hall	Permit Application Fee	04/08/2024	05/08/2024	05/07/2024	0
Brown University- Alumnae Hall	Permit Application	04/08/2024	05/08/2024	05/07/2024	0
Brown University- Harkness House	Permit Application	10/15/2024	11/14/2024	11/08/2024	0
Brown University- Harkness House	Permit Application Fee	10/15/2024	11/14/2024	11/04/2024	0
Brown University-Medical Education Bldg.	Permit Application Fee	12/12/2024	01/11/2025	01/15/2025	4
Brown University-Medical Education Bldg.	Permit Application	12/12/2024	01/11/2025	01/15/2025	4
Brown University-Watson Center	Permit Application Fee	04/12/2024	05/11/2024	05/07/2024	0
Brown University-Watson Center	Permit Application	04/12/2024	05/11/2024	05/07/2024	0
Burger Domination LLC	Permit Application	04/15/2024	05/15/2024	08/19/2024	96
Burger Domination LLC	Permit Application Fee	04/15/2024	05/15/2024	08/19/2024	96
Butler Hospital	Sign & Return Report	11/26/2024	12/18/2024	12/11/2024	0
Buttonwoods Craft Brewing LLC	Permit Application	05/15/2024	06/30/2024	08/19/2024	50
Buttonwoods Craft Brewing LLC	Permit Application Fee	05/15/2024	06/30/2024	08/19/2024	50
Buttonwoods Craft Brewing LLC	Process Plans	05/15/2024	06/30/2024	10/02/2024	94
Buttonwoods Craft Brewing LLC	Other	05/15/2024	06/30/2024	10/02/2024	94
Buttonwoods Craft Brewing LLC	Other	10/16/2024	11/08/2024		110
Buttonwoods Craft Brewing LLC	Pretreatment Plans	10/16/2024	11/08/2024	12/02/2024	24
CGRG Enterprises, LLC	Permit Application Fee	04/15/2024	05/15/2024	05/06/2024	0
CGRG Enterprises, LLC	Permit Application	04/15/2024	05/15/2024	05/06/2024	0
Cafe La France - Empire	Permit Application	09/05/2024	10/05/2024	10/03/2024	0
Cafe La France - Empire	Permit Application Fee	09/05/2024	10/05/2024	10/03/2024	0
Cafe La France - Empire	Permit Application	10/22/2024	11/10/2024	11/25/2024	15
Cafe Nuovo	Permit Application Fee	08/07/2024	09/06/2024	09/10/2024	4
Cafe Nuovo	Permit Application	08/07/2024	09/06/2024	09/10/2024	4
Cake and Bocadillos Boutique LLC	Permit Application	08/13/2024	09/13/2024	09/05/2024	0
Cake and Bocadillos Boutique LLC	Permit Application Fee	08/13/2024	09/13/2024	09/05/2024	0
Cake and Bocadillos Boutique LLC	Process Plans	08/13/2024	09/13/2024	09/05/2024	0
Cake and Bocadillos Boutique LLC	Process Plans	08/15/2024	09/14/2024	09/05/2024	0
Cake and Bocadillos Boutique LLC	Permit Application Fee	08/15/2024	09/14/2024	09/05/2024	0
Cake and Bocadillos Boutique LLC	Permit Application	08/15/2024	09/14/2024	09/05/2024	0
Cake and Bocadillos Boutique LLC	Other	10/08/2024	11/25/2024	11/18/2024	0
Cake and Bocadillos Boutique LLC	Process Plans	10/08/2024	11/25/2024	11/18/2024	0
Cake and Bocadillos Boutique LLC	Other	11/26/2024	12/15/2024	12/11/2024	0
Cakelicious Cafeteria LLC.	Pretreatment Plans	11/29/2024	12/28/2024		60
Cakelicious Cafeteria LLC.	Permit Application	11/29/2024	12/28/2024		60
Cakelicious Cafeteria LLC.	Permit Application Fee	11/29/2024	12/28/2024		60
California Taco Shop (Broad Street)	Permit Application Fee	05/28/2024	06/28/2024		243
California Taco Shop (Broad Street)	Permit Application	05/28/2024	06/28/2024		243
California Taco Shop (Broad Street)	Process Plans	05/28/2024	06/28/2024		243
Capital Grille Holdings, Inc.	Permit Application	10/09/2024	11/11/2024	02/21/2025	102
Capital Grille Holdings, Inc.	Permit Application Fee	10/09/2024	11/11/2024	02/21/2025	102
Carl M. Cotoia DDS	Permit Application Fee	04/29/2024	05/29/2024	06/06/2024	8
Carl M. Cotoia DDS	Permit Application	04/29/2024	05/29/2024	05/06/2024	0
Carmine's	Process Plans	09/05/2024	10/05/2024	09/27/2024	0
Carmine's	Permit Application Fee	09/05/2024	10/05/2024	09/27/2024	0
Carmine's	Permit Application	09/05/2024	10/05/2024	09/27/2024	0
Carmine's	Sign & Return Report	10/08/2024	10/30/2024	11/07/2024	8
Carmine's	Process Plans	10/08/2024	10/30/2024	11/07/2024	8
Carol & Mario's Catering Inc.	Permit Application Fee	05/08/2024	06/08/2024	05/22/2024	0
Carol & Mario's Catering Inc.	Permit Application	05/08/2024	06/08/2024	05/22/2024	0
Carol & Mario's Catering Inc.	Pretreatment Plans	06/24/2024	07/26/2024	07/24/2024	0
Casa Azul Taqueria	Permit Application Fee	08/26/2024	09/26/2024	09/19/2024	0
Casa Azul Taqueria	Process Plans	08/26/2024	09/26/2024	09/27/2024	1
Casa Azul Taqueria	Permit Application	08/30/2024	09/26/2024	09/19/2024	0
Casa Noble	Permit Application	07/09/2024	08/08/2024	07/18/2024	0
Casa Noble	Pretreatment Plans	07/09/2024	08/08/2024	07/18/2024	0

User Requirements
Field's Point 2024

Company Name	Submittal	Issue Date	Due Date	Received Date	Days Late
Casa Noble	Permit Application Fee	07/09/2024	08/08/2024	07/18/2024	0
Charles Laundromat	Permit Application Fee	12/12/2024	01/11/2025	12/17/2024	0
Charles Laundromat	Permit Application	12/12/2024	01/11/2025	12/17/2024	0
Chelo's (Providence)	Permit Application Fee	01/12/2024	02/12/2024	02/23/2024	11
Chelo's (Providence)	Permit Application	01/12/2024	02/12/2024	03/15/2024	32
Cherry Hill Grille	Permit Application Fee	09/05/2024	10/05/2024	11/14/2024	40
Cherry Hill Grille	Permit Application	09/05/2024	10/05/2024	11/14/2024	40
Chipotle Mexican Grill	Permit Application Fee	08/06/2024	09/05/2024	10/03/2024	28
Chipotle Mexican Grill	Permit Application	08/06/2024	09/05/2024		174
Chipotle Mexican Grill	Permit Application	12/03/2024	01/02/2025	01/24/2025	22
Chipotle Mexican Grill	Permit Application Fee	12/03/2024	01/02/2025	01/24/2025	22
Choice Collision Center	Permit Application Fee	06/11/2024	07/11/2024	08/22/2024	42
Choice Collision Center	Permit Application	06/11/2024	07/11/2024	08/22/2024	42
Chomp PVD, LLC	Permit Application	04/16/2024	05/16/2024	07/29/2024	74
Chomp PVD, LLC	Permit Application Fee	04/16/2024	05/16/2024	07/25/2024	70
Chow Fun, Inc.	Permit Application Fee	10/09/2024	11/08/2024	12/09/2024	31
Chow Fun, Inc.	Permit Application	10/09/2024	11/08/2024	12/09/2024	31
Chow Fun, Inc.	Permit Application Fee	12/31/2024	12/31/2024	12/09/2024	0
Cilanter	Permit Application	04/23/2024	05/23/2024	06/25/2024	33
Cilanter	Permit Application Fee	04/23/2024	05/23/2024	06/25/2024	33
Cilanter	Process Plans	04/23/2024	05/23/2024	06/25/2024	33
Cityline Dental	Permit Application	10/15/2024	11/14/2024	01/21/2025	68
Cityline Dental	Permit Application Fee	10/15/2024	11/14/2024	01/21/2025	68
Club Fantasies	Permit Application	05/28/2024	06/27/2024	07/12/2024	15
Club Fantasies	Permit Application Fee	05/28/2024	06/27/2024	06/06/2024	0
Community College of RI	Permit Application	03/07/2024	04/07/2024	05/13/2024	36
Community College of RI	Permit Application Fee	03/07/2024	04/07/2024	05/13/2024	36
Community Libraries of Providence	Permit Application Fee	06/12/2024	07/12/2024	10/31/2024	111
Community Libraries of Providence	Permit Application	06/12/2024	07/12/2024	10/31/2024	111
Complete Cleaning Systems Inc.	Permit Application	01/11/2024	02/12/2024	01/29/2024	0
Complete Cleaning Systems Inc.	Permit Application Fee	01/11/2024	02/12/2024	01/29/2024	0
Cool-Lick's Lemonade and Ice Cream	Permit Application Fee	12/12/2024	01/11/2025		46
Cool-Lick's Lemonade and Ice Cream	Permit Application	12/12/2024	01/11/2025		46
Craig Van Dongen, DDS	Permit Application	03/14/2024	04/15/2024	05/03/2024	18
Craig Van Dongen, DDS	Permit Application Fee	03/14/2024	04/15/2024	05/03/2024	18
Crisloid, LLC	Resampling Results for _____	06/14/2024	07/12/2024	06/28/2024	0
Culinary Hub of Providence	Permit Application Fee	03/08/2024	04/08/2024	04/08/2024	0
Culinary Hub of Providence	Permit Application	03/08/2024	04/08/2024	04/08/2024	0
Culinary Hub of Providence	Pretreatment Plans	03/08/2024	04/08/2024	04/08/2024	0
Cumberland Farms, Inc. (Johnston)	Permit Application	01/08/2024	02/07/2024	04/26/2024	79
Cumberland Farms, Inc. (Johnston)	Permit Application Fee	01/08/2024	02/07/2024	07/16/2024	160
D.E. Foods, LLC	Permit Application	01/18/2024	02/18/2024	02/12/2024	0
D.E. Foods, LLC	Permit Application Fee	01/18/2024	02/18/2024	02/12/2024	0
D.E. Foods, LLC	Pretreatment Plans	02/29/2024	03/22/2024	03/18/2024	0
DMF PVD LLC	Permit Application Fee	01/09/2024	02/15/2024	02/16/2024	1
DMF PVD LLC	Permit Application	01/09/2024	03/30/2024	02/16/2024	0
DMF PVD LLC	Process Plans	01/09/2024	02/15/2024	02/16/2024	1
DMF PVD LLC	Process Plans	03/15/2024	03/30/2024	04/11/2024	12
DMF PVD LLC	Other	08/16/2024	09/30/2024	09/11/2024	0
DMF PVD LLC	Install Pretreatment System	09/20/2024	10/30/2024	12/23/2024	54
DTC Enterprises	Permit Application Fee	02/15/2024	03/15/2024	03/11/2024	0
DTC Enterprises	Permit Application	02/15/2024	03/15/2024	03/11/2024	0
Dave & Buster's	Permit Application Fee	04/15/2024	05/17/2024	07/01/2024	45
Dave & Buster's	Permit Application	04/15/2024	05/17/2024	07/01/2024	45
Dave & Buster's	Permit Application	07/01/2024	07/30/2024	08/16/2024	17
Dave & Buster's	Permit Application Fee	07/01/2024	07/30/2024	08/16/2024	17
Dean Auto Collision Center Inc.	Resampling Results for _____	06/04/2024	07/23/2024	09/11/2024	50
Deddeh's Kitchen	Permit Application	11/21/2024	12/21/2024		67
Deddeh's Kitchen	Pretreatment Plans	11/21/2024	12/21/2024		67

User Requirements
Field's Point 2024

Company Name	Submittal	Issue Date	Due Date	Received Date	Days Late
Deddeh's Kitchen	Permit Application Fee	11/21/2024	12/21/2024		67
Den Den Korean Fried Chicken	Permit Application	06/17/2024	07/31/2024	07/05/2024	0
Den Den Korean Fried Chicken	Permit Application Fee	06/17/2024	07/31/2024	07/05/2024	0
Denise M. Shapiro, DDS	Permit Application Fee	01/12/2024	02/12/2024	02/05/2024	0
Denise M. Shapiro, DDS	Permit Application	01/12/2024	02/12/2024	02/05/2024	0
Department of Administration	Permit Application	07/03/2024	08/02/2024	10/07/2024	66
Department of Administration	Permit Application Fee	07/03/2024	08/02/2024	11/13/2024	103
Dexter Cleaners	Permit Application	09/10/2024	10/10/2024	11/12/2024	33
Dexter Cleaners	Permit Application Fee	09/10/2024	10/10/2024	11/12/2024	33
DiFruscia Industries, Inc.	Resampling Results for _____	02/21/2024	04/12/2024	04/01/2024	0
DiFruscia Industries, Inc.	Resampling Results for _____	02/21/2024	04/12/2024	04/01/2024	0
DiFruscia Industries, Inc.	Resampling Results for _____	09/12/2024	11/01/2024	10/24/2024	0
DiFruscia Industries, Inc.	Resampling Results for _____	09/12/2024	11/01/2024	10/24/2024	0
DiFruscia Industries, Inc.	Process Plans	11/21/2024	12/15/2024	01/31/2025	47
DiFruscia Industries, Inc.	Resampling Results for _____	12/09/2024	01/31/2025	01/17/2025	0
Dinga Operating LLC	Permit Application Fee	02/15/2024	03/15/2024	03/13/2024	0
Dinga Operating LLC	Permit Application	02/15/2024	03/15/2024	03/13/2024	0
Diocese of Providence - Office Building	Permit Application Fee	08/07/2024	09/06/2024	09/09/2024	3
Diocese of Providence - Office Building	Permit Application	08/07/2024	09/06/2024	10/08/2024	32
Diocese of Providence - Office Building	Permit Application	08/07/2024	09/06/2024	09/09/2024	3
Dolores	Permit Application Fee	01/18/2024	02/18/2024	07/02/2024	135
Dolores	Permit Application	01/18/2024	02/18/2024	07/02/2024	135
Dr. Edward A. Ricci Middle School	Permit Application	04/24/2024	05/24/2024	07/16/2024	53
Dr. Edward A. Ricci Middle School	Permit Application Fee	04/24/2024	05/24/2024	07/16/2024	53
Dr. Edward A. Ricci Middle School	Pretreatment Plans	04/24/2024	05/24/2024	07/16/2024	53
Dr. Edward A. Ricci Middle School	Permit Application	07/17/2024	08/15/2024	10/28/2024	74
Dr. Edward A. Ricci Middle School	Permit Application Fee	07/17/2024	08/15/2024	10/28/2024	74
Dr. Edward A. Ricci Middle School	Process Plans	07/17/2024	08/15/2024	10/28/2024	74
Drs. Votolato and Paziienza	Permit Application Fee	03/04/2024	03/30/2024	03/18/2024	0
Drs. Votolato and Paziienza	Permit Application	03/04/2024	03/30/2024	03/18/2024	0
Dune Brothers Seafood	Process Plans	12/04/2024	12/30/2024		58
Dune Brothers Seafood	Install Sample Location	12/04/2024	12/30/2024		58
E&M Enterprises, Ltd.	Resampling Results for _____	06/18/2024	08/06/2024	08/30/2024	24
Easy Entertaining, Inc.	Permit Application Fee	05/15/2024	06/14/2024	05/28/2024	0
Easy Entertaining, Inc.	Pretreatment Plans	05/15/2024	06/14/2024	05/24/2024	0
Easy Entertaining, Inc.	Permit Application	05/15/2024	06/14/2024	05/24/2024	0
Eddy Street Donuts, LLC	Permit Application Fee	02/29/2024	03/30/2024	03/20/2024	0
Eddy Street Donuts, LLC	Permit Application	02/29/2024	03/30/2024	03/20/2024	0
Ej el Bombazo	Resampling Results for _____	02/01/2024	03/15/2024	04/29/2024	45
El Army Custom Audio	Permit Application	06/25/2024	07/25/2024		216
El Army Custom Audio	Seal Floor Drains	06/25/2024	07/25/2024		216
El Army Custom Audio	Permit Application Fee	06/25/2024	07/25/2024		216
El Caribeno Restaurant	Repair Grease Trap	12/09/2024	01/03/2025	01/03/2025	0
El Chapin	Permit Application	04/15/2024	05/15/2024	06/11/2024	27
El Chapin	Permit Application Fee	04/15/2024	05/15/2024	06/11/2024	27
El Eden Cuisine	Permit Application Fee	11/19/2024	12/19/2024		69
El Eden Cuisine	Permit Application	11/19/2024	12/19/2024		69
El Fogon Latino Restaurant, LLC	Permit Application	08/19/2024	09/19/2024	09/09/2024	0
El Fogon Latino Restaurant, LLC	Permit Application Fee	08/19/2024	09/19/2024	09/12/2024	0
El Rincon Colombiano	Permit Application Fee	11/19/2024	12/19/2024		69
El Rincon Colombiano	Pretreatment Plans	11/19/2024	11/19/2024		99
El Rincon Colombiano	Permit Application	11/19/2024	12/19/2024		69
Electrolizing, Inc.	Permit Application Fee	03/14/2024	05/15/2024	04/26/2024	0
Electrolizing, Inc.	Permit Application	03/14/2024	04/15/2024	04/16/2024	1
Endoscopy Associates Inc.	Permit Application	01/10/2024	02/09/2024	02/12/2024	3
Endoscopy Associates Inc.	Permit Application Fee	01/10/2024	02/10/2024	02/12/2024	2
Fairfield University Heights, LP	Permit Application Fee	04/16/2024	05/16/2024	10/08/2024	145
Fairfield University Heights, LP	Permit Application	04/16/2024	05/16/2024	10/08/2024	145
Family Dining Inc.	Permit Application	12/09/2024	01/08/2025	01/02/2025	0

User Requirements
Field's Point 2024

Company Name	Submittal	Issue Date	Due Date	Received Date	Days Late
Family Dining Inc.	Permit Application Fee	12/09/2024	01/08/2025	01/02/2025	0
Fed-Rick Veal Company, Inc.	Sign & Return Report	05/07/2024	06/05/2024	05/13/2024	0
Food Corp	Resampling Results for _____	01/09/2024	02/27/2024	07/15/2024	139
Fountain Street Restaurant	Permit Application Fee	03/07/2024	07/10/2024	07/01/2024	0
Fountain Street Restaurant	Permit Application	03/07/2024	07/10/2024	07/01/2024	0
Fratelli Scialo, LLC	Resampling Results for _____	01/09/2024	02/27/2024	04/12/2024	45
Fresenius Kidney Care	Permit Application	04/16/2024	05/16/2024	06/28/2024	43
Fresenius Kidney Care	Permit Application Fee	04/16/2024	05/16/2024	06/28/2024	43
Frias Fruteria Y Cafeteria	Process Plans	11/26/2024	12/26/2024		62
Frias Fruteria Y Cafeteria	Permit Application	11/26/2024	12/26/2024		62
Frias Fruteria Y Cafeteria	Permit Application Fee	11/26/2024	12/26/2024		62
Frog and Toad	Permit Application	07/12/2024	08/12/2024	08/26/2024	14
Frog and Toad	Permit Application Fee	07/12/2024	08/12/2024	08/26/2024	14
Frog and Toad	Process Plans	07/12/2024	08/12/2024	08/26/2024	14
Fruity Franchise	Permit Application Fee	07/03/2024	08/02/2024	07/08/2024	0
Fruity Franchise	Permit Application	07/03/2024	08/02/2024	07/08/2024	0
Fu Ming Chinese Restaurant	Permit Application Fee	03/27/2024	04/27/2024	05/17/2024	20
Fu Ming Chinese Restaurant	Permit Application	03/27/2024	04/27/2024	05/17/2024	20
Fuji Mart CORP.	Permit Application	03/01/2024	04/01/2024	03/22/2024	0
Fuji Mart CORP.	Process Plans	03/01/2024	04/01/2024	03/22/2024	0
Fuji Mart CORP.	Permit Application Fee	03/01/2024	04/01/2024	03/22/2024	0
Geneva Diner	Permit Application	11/06/2024	12/06/2024	02/19/2025	75
Geneva Diner	Permit Application Fee	11/06/2024	12/06/2024	02/19/2025	75
Geneva Diner	Permit Application	11/06/2024	11/08/2024	11/06/2024	0
Gilbane Building Company	Permit Application	04/16/2024	05/16/2024	04/29/2024	0
Gilbane Building Company	Permit Application Fee	04/16/2024	05/16/2024	04/29/2024	0
Gotham Greens Providence, LLC	Permit Application Fee	12/13/2024	01/12/2025		45
Gotham Greens Providence, LLC	Permit Application	12/13/2024	01/12/2025		45
Grace Harbor Church	Permit Application	09/18/2024	10/16/2024		133
Grace Harbor Church	Pretreatment Plans	09/18/2024	10/16/2024		133
Grace Harbor Church	Permit Application Fee	09/18/2024	10/16/2024		133
Granitec Marble and Granite, LLC	Permit Application Fee	07/03/2024	08/02/2024	01/09/2025	160
Granitec Marble and Granite, LLC	Permit Application	07/03/2024	08/02/2024	01/09/2025	160
Great Northern BBQ Co LLC	Permit Application Fee	02/15/2024	03/15/2024	04/16/2024	32
Great Northern BBQ Co LLC	Permit Application	02/15/2024	03/15/2024	04/16/2024	32
Great Northern BBQ Co LLC	Permit Application Fee	04/17/2024	04/30/2024	05/28/2024	28
Great Northern BBQ Co LLC	Permit Application	04/17/2024	04/30/2024	05/28/2024	28
GreeneStone Studios	Permit Application	10/09/2024	11/08/2024	11/13/2024	5
GreeneStone Studios	Pretreatment Plans	10/09/2024	11/08/2024	11/26/2024	18
GreeneStone Studios	Permit Application Fee	10/09/2024	11/08/2024	11/26/2024	18
GreeneStone Studios	Permit Application Fee	11/26/2024	12/30/2024	12/09/2024	0
GreeneStone Studios	Pretreatment Plans	11/26/2024	12/30/2024	12/09/2024	0
Happy Noodles LLC	Pretreatment Plans	10/21/2024	11/20/2024	10/30/2024	0
Happy Noodles LLC	Permit Application Fee	10/21/2024	11/20/2024	10/30/2024	0
Hartford 1 Laundromat	Permit Application	06/17/2024	07/31/2024	06/24/2024	0
Hartford 1 Laundromat	Permit Application Fee	06/17/2024	07/31/2024	06/24/2024	0
Helado Taiyaki	Permit Application	09/24/2024	10/24/2024	09/30/2024	0
Helado Taiyaki	Process Plans	09/24/2024	10/24/2024	09/30/2024	0
Helado Taiyaki	Permit Application Fee	09/24/2024	10/24/2024	09/30/2024	0
Hemenway's Seafood Grill & Oyster Bar	Permit Application Fee	01/08/2024	02/07/2024	01/22/2024	0
Hemenway's Seafood Grill & Oyster Bar	Permit Application	01/08/2024	02/07/2024	01/22/2024	0
Highlander Charter School	Permit Application	12/12/2024	01/11/2025	01/22/2025	11
Highlander Charter School	Permit Application Fee	12/12/2024	01/11/2025	01/27/2025	16
Hillview Auto Body	Permit Application Fee	01/04/2024	02/01/2024	01/23/2024	0
Hillview Auto Body	Permit Application	01/04/2024	02/01/2024	01/23/2024	0
Hobbs Brook Management LLC	Permit Application	01/10/2024	02/10/2024	03/14/2024	33
Hobbs Brook Management LLC	Permit Application Fee	01/10/2024	02/10/2024	03/19/2024	38
Hodosh Dental Associates, Inc.	Permit Application	10/23/2024	11/25/2024	11/25/2024	0
Hodosh Dental Associates, Inc.	Permit Application Fee	10/23/2024	11/25/2024	11/25/2024	0

User Requirements
Field's Point 2024

Company Name	Submittal	Issue Date	Due Date	Received Date	Days Late
Honey Dew Donuts (Allens)	Permit Application Fee	01/16/2024	02/10/2024	02/12/2024	2
Honey Dew Donuts (Allens)	Permit Application	01/17/2024	02/10/2024	02/12/2024	2
Hope Health	Permit Application	01/10/2024	02/10/2024	03/01/2024	20
Hope Health	Permit Application Fee	01/10/2024	02/10/2024	03/01/2024	20
Hyde Park Burgers, LLC	Permit Application	05/02/2024	05/31/2024	08/05/2024	66
Hyde Park Burgers, LLC	Permit Application Fee	05/02/2024	05/31/2024	08/05/2024	66
I Love Mexico	Permit Application	03/18/2024	04/15/2024	05/01/2024	16
I Love Mexico	Permit Application Fee	03/18/2024	04/15/2024	05/01/2024	16
Ideal Plating & Polishing Co., Inc.	Process Plans	11/14/2024	12/14/2024	01/08/2025	25
Imperial Tile & Marble Works Inc.	Permit Application	04/16/2024	05/16/2024	04/25/2024	0
Imperial Tile & Marble Works Inc.	Permit Application Fee	04/16/2024	05/16/2024	04/25/2024	0
India House Inc.	Permit Application	02/15/2024	03/15/2024	03/08/2024	0
India House Inc.	Permit Application Fee	02/15/2024	03/15/2024	03/08/2024	0
India Restaurant	Permit Application	01/08/2024	02/07/2024	01/16/2024	0
India Restaurant	Permit Application Fee	01/08/2024	02/07/2024	01/16/2024	0
International Insignia Corporation	Other	07/16/2024	08/02/2024	07/31/2024	0
International Insignia Corporation	Other	08/29/2024	09/27/2024	09/26/2024	0
Ira Green Inc.	Resampling Results for _____	01/30/2024	03/22/2024	02/23/2024	0
Ira Green Inc.	Other	02/28/2024	03/28/2024	03/28/2024	0
Ira Green Inc.	Resampling Results for _____	03/20/2024	05/17/2024	04/24/2024	0
Ira Green Inc.	Other	04/15/2024	05/15/2024	05/07/2024	0
Ira Green Inc.	Resampling Results for _____	04/24/2024	06/14/2024	04/25/2024	0
Ira Green Inc.	Other	05/09/2024	06/15/2024	06/14/2024	0
Ira Green Inc.	Analytical Results for _____	06/10/2024	07/15/2024	07/29/2024	14
Ira Green Inc.	Resampling Results for _____	07/30/2024	09/06/2024	10/24/2024	48
Island House Restaurant	Permit Application	11/19/2024	12/19/2024		69
Island House Restaurant	Permit Application Fee	11/19/2024	12/19/2024		69
Italia, LLC	Permit Application	06/11/2024	07/10/2024	08/15/2024	36
Italia, LLC	Permit Application Fee	06/11/2024	07/10/2024	08/01/2024	22
J & M Convenience Store	Permit Application Fee	12/03/2024	01/02/2025		55
J & M Convenience Store	Permit Application	12/03/2024	01/02/2025		55
J & W - Cuisinart Center for Culinary Excellence	Pump Grease Trap	05/15/2024	06/15/2024	05/30/2024	0
J & W - South Hall	Permit Application	03/04/2024	04/03/2024	04/03/2024	0
J & W - South Hall	Permit Application Fee	03/04/2024	04/03/2024	04/03/2024	0
JJ & AH LLC	Permit Application Fee	05/08/2024	06/08/2024	06/06/2024	0
JJ & AH LLC	Permit Application	05/08/2024	06/08/2024	06/06/2024	0
JMA Inc.	Permit Application Fee	03/07/2024	04/07/2024	04/22/2024	15
JMA Inc.	Permit Application	03/07/2024	04/07/2024	04/22/2024	15
JRB LLC	Permit Application	10/02/2024	11/01/2024	12/04/2024	33
JRB LLC	Permit Application Fee	10/03/2024	11/02/2024	12/04/2024	32
Ja Patty	Permit Application	12/27/2024	01/26/2025		31
Ja Patty	Permit Application Fee	12/27/2024	01/26/2025		31
Jacob Werba, DDS	Permit Application	08/15/2024	09/15/2024	09/11/2024	0
Jacob Werba, DDS	Permit Application Fee	08/15/2024	09/15/2024	09/11/2024	0
Jammat Housing	Permit Application Fee	08/29/2024	09/29/2024	12/04/2024	66
Jammat Housing	Permit Application	08/29/2024	09/29/2024	12/04/2024	66
Jazzy's	Install Sample Location	11/05/2024	11/30/2024		88
Jazzy's	Other	11/05/2024	11/30/2024		88
Jiang Li, LLC	Permit Application Fee	04/16/2024	05/16/2024	04/23/2024	0
Jiang Li, LLC	Permit Application	04/16/2024	05/16/2024	04/23/2024	0
John T. A. Romano DDS, Inc.	Permit Application	04/17/2024	05/17/2024	05/06/2024	0
John T. A. Romano DDS, Inc.	Permit Application Fee	04/17/2024	05/17/2024	05/06/2024	0
Johnson Building, LLC	Permit Application	01/10/2024	02/10/2024	04/26/2024	76
Johnson Building, LLC	Permit Application Fee	01/10/2024	02/10/2024	04/26/2024	76
Johnston Family Dentistry	Permit Application Fee	02/15/2024	03/15/2024	02/29/2024	0
Johnston Family Dentistry	Permit Application	02/15/2024	03/15/2024	02/29/2024	0
Kin Hospitality LLC	Other	09/10/2024	10/05/2024	12/30/2024	86
Koi House Cafe & Bar	Permit Application	01/18/2024	01/18/2024	01/18/2024	0
Koi House Cafe & Bar	Permit Application Fee	01/18/2024	01/18/2024	01/18/2024	0

User Requirements
Field's Point 2024

Company Name	Submittal	Issue Date	Due Date	Received Date	Days Late
Kow Kow	Permit Application Fee	02/27/2024	03/10/2024	08/05/2024	148
Kow Kow	Permit Application	02/27/2024	03/10/2024	07/31/2024	143
L T Treats, Inc.	Permit Application Fee	08/14/2024	09/16/2024	09/19/2024	3
L T Treats, Inc.	Permit Application	08/14/2024	09/16/2024	09/19/2024	3
LMG Rhode Island Holdings, Inc.	Resampling Results for _____	04/24/2024	05/31/2024	05/15/2024	0
LMG Rhode Island Holdings, Inc.	Resampling Results for _____	06/03/2024	07/12/2024	08/05/2024	24
LNP Enterprises, Inc.	Permit Application	11/13/2024	12/13/2024	01/29/2025	47
LNP Enterprises, Inc.	Permit Application Fee	11/13/2024	12/13/2024	01/29/2025	47
La Brasa Realty LLC	Pretreatment Plans	02/28/2024	03/30/2024	04/15/2024	16
La Brasa Realty LLC	Other	04/11/2024	05/10/2024	06/03/2024	24
La Excelencia Restaurant	Permit Application Fee	08/07/2024	09/06/2024	09/06/2024	0
La Excelencia Restaurant	Permit Application	08/07/2024	09/06/2024	09/06/2024	0
La Mami Restaurant	Process Plans	11/19/2024	12/19/2024	02/13/2025	56
La Mami Restaurant	Permit Application Fee	11/19/2024	12/19/2024	02/25/2025	68
La Mami Restaurant	Permit Application	12/19/2024	12/19/2024	02/13/2025	56
La Mariscada Restaurant Bar LLC	Permit Application Fee	02/22/2024	03/22/2024	05/13/2024	52
La Mariscada Restaurant Bar LLC	Permit Application	02/22/2024	03/22/2024	05/13/2024	52
LaSalle Donuts Inc.	Permit Application Fee	12/10/2024	01/09/2025	01/07/2025	0
LaSalle Donuts Inc.	Permit Application	12/10/2024	01/09/2025	01/07/2025	0
Ladder 133 Bar and Grill	Permit Application Fee	06/17/2024	07/16/2024	08/14/2024	29
Ladder 133 Bar and Grill	Permit Application	06/17/2024	07/16/2024	08/14/2024	29
Lang's Bowlarama, Inc.	Repair Grease Trap	04/11/2024	05/03/2024	06/17/2024	45
Latte Love Coffee House 2.0, LLC	Permit Application	10/23/2024	11/22/2024	12/09/2024	17
Latte Love Coffee House 2.0, LLC	Process Plans	10/23/2024	11/22/2024	12/09/2024	17
Latte Love Coffee House 2.0, LLC	Permit Application Fee	10/23/2024	11/22/2024	12/09/2024	17
Latte Love Coffee House 2.0, LLC	Process Plans	12/24/2024	01/30/2025		27
Laurelmead Cooperative Inc.	Permit Application Fee	06/17/2024	07/31/2024	07/01/2024	0
Laurelmead Cooperative Inc.	Permit Application	06/17/2024	07/31/2024	07/01/2024	0
Lawrence P. Stephenson, DDS, Ltd.	Permit Application Fee	03/26/2024	04/26/2024	05/28/2024	32
Lawrence P. Stephenson, DDS, Ltd.	Permit Application	03/26/2024	04/26/2024	05/28/2024	32
Lawrence Page, DMD, Inc.	Permit Application	02/15/2024	03/15/2024	03/25/2024	10
Like No Udder	Permit Application Fee	04/25/2024	05/26/2024	07/17/2024	52
Like No Udder	Permit Application	04/25/2024	05/26/2024	07/17/2024	52
Like No Udder	Pretreatment Plans	04/25/2024	05/26/2024	07/17/2024	52
Little Sister	Permit Application	05/01/2024	06/01/2024	07/22/2024	51
Little Sister	Permit Application Fee	05/01/2024	06/01/2024	07/22/2024	51
Lobanton	Permit Application Fee	03/15/2024	04/15/2024	04/11/2024	0
Lobanton	Pretreatment Plans	03/15/2024	04/15/2024	04/11/2024	0
Lobanton	Permit Application	03/15/2024	04/15/2024	04/22/2024	7
Long Live Beer Works, Inc.	Permit Application	05/08/2024	06/08/2024	07/10/2024	32
Long Live Beer Works, Inc.	Permit Application Fee	05/08/2024	06/08/2024	07/10/2024	32
Long Live Beer Works, Inc.	Resampling Results for _____	11/01/2024	01/10/2025	01/30/2025	20
Long Live Beer Works, Inc.	Resampling Results for _____	11/01/2024	12/20/2024	12/31/2024	11
Los Gallos Mexican Restaurant LLC	Permit Application	05/14/2024	06/14/2024	06/17/2024	3
Los Gallos Mexican Restaurant LLC	Process Plans	05/14/2024	06/14/2024	06/17/2024	3
Los Gallos Mexican Restaurant LLC	Permit Application Fee	05/14/2024	06/14/2024	06/17/2024	3
Luv in a Sub, LLC	Pretreatment Plans	06/26/2024	07/30/2024	09/04/2024	36
M.B. Rubinstein, DDS & R.J. Ducoff, DMD	Permit Application	04/15/2024	05/17/2024	04/22/2024	0
M.B. Rubinstein, DDS & R.J. Ducoff, DMD	Permit Application Fee	04/15/2024	05/17/2024	04/22/2024	0
MJNI, LLC	Permit Application	07/23/2024	08/22/2024	08/28/2024	6
MJNI, LLC	Pretreatment Plans	07/23/2024	08/22/2024	08/28/2024	6
Machupicchu Restaurant II	Other	03/14/2024	04/15/2024	06/05/2024	51
Machupicchu Restaurant II	Other	03/14/2024	04/15/2024	03/29/2024	0
Machupicchu Restaurante	Pretreatment Plans	07/11/2024	08/15/2024	11/26/2024	103
Machupicchu Restaurante	Pretreatment Plans	11/26/2024	01/15/2025		42
Magna Spirits, Inc.	Permit Application	04/15/2024	05/17/2024	05/16/2024	0
Magna Spirits, Inc.	Permit Application Fee	04/15/2024	05/17/2024	05/16/2024	0
Mahr, Inc.	Resampling Results for _____	05/07/2024	06/25/2024	07/17/2024	22
Mahr, Inc.	Resampling Results for _____	05/07/2024	06/25/2024	07/05/2024	10

User Requirements
Field's Point 2024

Company Name	Submittal	Issue Date	Due Date	Received Date	Days Late
Mahr, Inc.	Other	09/06/2024	10/09/2024	11/27/2024	49
Manchester Street, LLC	Permit Application	06/05/2024	07/05/2024	06/11/2024	0
Manchester Street, LLC	Permit Application Fee	06/05/2024	07/05/2024	07/02/2024	0
Mandelini, LLC	Permit Application	01/10/2024	02/10/2024	03/14/2024	33
Mandelini, LLC	Permit Application Fee	01/10/2024	02/10/2024	03/14/2024	33
Mansolillo Dental	Permit Application	05/08/2024	06/07/2024	07/09/2024	32
Mansolillo Dental	Permit Application Fee	05/08/2024	06/07/2024	07/09/2024	32
Maria's Cucina	Permit Application Fee	07/03/2024	08/02/2024	07/26/2024	0
Maria's Cucina	Permit Application	07/03/2024	08/02/2024	07/26/2024	0
Metallurgical Solutions, Inc.	Permit Application Fee	04/17/2024	05/17/2024	04/29/2024	0
Metallurgical Solutions, Inc.	Permit Application	04/17/2024	05/17/2024	04/29/2024	0
Middle Eddy, LLC	Permit Application	01/18/2024	02/18/2024	03/28/2024	39
Middle Eddy, LLC	Permit Application Fee	01/18/2024	02/18/2024	03/28/2024	39
Miriam Hospital	Resampling Results for _____	05/09/2024	06/27/2024	06/20/2024	0
Miriam Hospital - Rise Building	Permit Application Fee	12/03/2024	01/02/2025		55
Miriam Hospital - Rise Building	Permit Application	12/03/2024	01/02/2025		55
Monarch Metal Finishing Co., Inc. (Railroad Ave.)	Other	01/29/2024	02/29/2024	02/29/2024	0
Monarch Metal Finishing Co., Inc. (Railroad Ave.)	Resampling Results for _____	02/16/2024	04/05/2024	04/16/2024	11
Monarch Metal Finishing Co., Inc. (Railroad Ave.)	Resampling Results for _____	02/16/2024	04/05/2024	04/16/2024	11
Monarch Metal Finishing Co., Inc. (Railroad Ave.)	Resampling Results for _____	02/16/2024	04/05/2024	04/16/2024	11
Monarch Metal Finishing Co., Inc. (Railroad Ave.)	Submit Report on Manhole Violations	07/10/2024	08/15/2024	08/14/2024	0
Monarch Metal Finishing Co., Inc. (Railroad Ave.)	Resampling Results for _____	10/16/2024	12/06/2024	11/26/2024	0
Monarch Metal Finishing Co., Inc. (Railroad Ave.)	Resampling Results for _____	10/16/2024	12/06/2024	11/26/2024	0
Monarch Metal Finishing Co., Inc. (Railroad Ave.)	Submit Report on Manhole Violations	11/26/2024	12/30/2024	01/17/2025	18
Monarch Metal Finishing, Inc. (Georgia Ave.)	Resampling Results for _____	03/27/2024	04/30/2024	04/29/2024	0
Monarch Metal Finishing, Inc. (Georgia Ave.)	Resampling Results for _____	10/15/2024	12/06/2024	11/26/2024	0
Monarch Metal Finishing, Inc. (Georgia Ave.)	Resampling Results for _____	10/15/2024	12/06/2024	11/26/2024	0
Monarch Metal Finishing, Inc. (Georgia Ave.)	Permit Application	12/05/2024	01/04/2025		53
Monarch Metal Finishing, Inc. (Georgia Ave.)	Permit Application Fee	12/05/2024	01/04/2025		53
Monarch Metal Finishing, Inc. (Georgia Ave.)	Other	12/19/2024	01/20/2025	01/20/2025	0
Moran Transportation Industries, Inc.	Permit Application Fee	04/29/2024	05/29/2024	05/15/2024	0
Moran Transportation Industries, Inc.	Permit Application	04/29/2024	05/29/2024	05/15/2024	0
Mosley A Gross Inc.	Permit Application	04/01/2024	05/01/2024	05/22/2024	21
Mosley A Gross Inc.	Permit Application Fee	04/01/2024	05/01/2024	05/22/2024	21
NC Dental, Inc.	Permit Application	07/03/2024	08/02/2024	12/10/2024	130
NC Dental, Inc.	Permit Application Fee	07/03/2024	08/02/2024	11/19/2024	109
Nami Japanese Restaurant, Inc.	Permit Application	09/10/2024	10/10/2024	12/18/2024	69
Nami Japanese Restaurant, Inc.	Permit Application Fee	09/10/2024	10/10/2024	12/18/2024	69
Nettie's Kettle Corn, LLC	Repair Grease Trap	10/01/2024	10/30/2024	10/18/2024	0
Nettie's Kettle Corn, LLC	Repair Grease Trap	10/31/2024	11/30/2024		88
New England Homemade Donuts NP	Permit Application Fee	03/05/2024	04/05/2024	05/10/2024	35
New England Homemade Donuts NP	Permit Application	03/05/2024	04/05/2024	05/10/2024	35
New England Homemade Donuts NP	Pretreatment Plans	03/05/2024	04/05/2024	05/10/2024	35
New England Homemade Donuts NP	Pretreatment Plans	05/14/2024	06/15/2024	06/12/2024	0
Norman Brice Seggel D.D.S.	Permit Application Fee	03/13/2024	04/13/2024	05/07/2024	24
Norman Brice Seggel D.D.S.	Permit Application	03/13/2024	04/13/2024	05/07/2024	24
North Providence Dental Associates	Process Plans	11/13/2024	11/30/2024	12/12/2024	12
North Providence School Department (Greystone)	Permit Application Fee	10/10/2024	11/09/2024	10/31/2024	0
North Providence School Department (Greystone)	Process Plans	10/10/2024	11/09/2024		109
North Providence School Department (Greystone)	Permit Application	10/10/2024	11/09/2024		109
North Providence School Department (Whelan)	Process Plans	10/10/2024	11/09/2024		109
North Providence School Department (Whelan)	Permit Application Fee	10/10/2024	11/09/2024		109
North Providence School Department (Whelan)	Permit Application	10/10/2024	11/09/2024		109
Nunez Fruit Market	Sign & Return Report	05/03/2024	06/01/2024	07/25/2024	54
Ocean State Endoscopy	Permit Application Fee	01/10/2024	02/29/2024	02/20/2024	0
Ocean State Endoscopy	Permit Application	01/10/2024	02/29/2024	02/20/2024	0
Ogie's Trailer Park	Permit Application Fee	07/03/2024	10/25/2024	01/21/2025	88
Ogie's Trailer Park	Permit Application	07/03/2024	10/25/2024	01/21/2025	88
Olneyville NY System	Permit Application Fee	10/09/2024	11/08/2024	12/10/2024	32

User Requirements
Field's Point 2024

Company Name	Submittal	Issue Date	Due Date	Received Date	Days Late
Olneyville NY System	Permit Application	10/09/2024	11/08/2024	12/10/2024	32
Olson & Parent Funeral Home, Inc.	Permit Application Fee	02/15/2024	03/15/2024	03/08/2024	0
Olson & Parent Funeral Home, Inc.	Permit Application	02/15/2024	03/15/2024	03/08/2024	0
One Stop Square Inc.	Permit Application Fee	11/19/2024	12/19/2024	12/06/2024	0
One Stop Square Inc.	Permit Application	11/19/2024	12/19/2024	12/06/2024	0
Open World Entertainment, LLC	Repair Grease Trap	04/16/2024	05/10/2024	05/29/2024	19
Open World Entertainment, LLC	Repair Grease Trap	04/16/2024	05/10/2024	05/29/2024	19
PRRC, Inc.	Pump Grease Trap	02/21/2024	03/22/2024	03/21/2024	0
PRRC, Inc.	Permit Application Fee	10/10/2024	11/08/2024	11/27/2024	19
PRRC, Inc.	Permit Application	10/10/2024	11/08/2024	11/27/2024	19
Panaderia El Paisano	Permit Application	02/15/2024	03/15/2024	05/02/2024	48
Panaderia El Paisano	Permit Application Fee	02/15/2024	03/15/2024	05/02/2024	48
Passionflower, Inc.	Permit Application	01/05/2024	02/04/2024	01/26/2024	0
Passionflower, Inc.	Permit Application Fee	01/05/2024	02/04/2024	01/26/2024	0
Pastiche	Permit Application Fee	03/04/2024	04/03/2024	03/11/2024	0
Pastiche	Permit Application	03/04/2024	04/03/2024	03/11/2024	0
Pediatric Dentistry	Permit Application	05/08/2024	06/07/2024	05/28/2024	0
Pediatric Dentistry	Permit Application Fee	05/08/2024	06/07/2024	05/28/2024	0
Periodontal Associates	Permit Application	02/21/2024	03/21/2024	04/01/2024	11
Periodontal Associates	Permit Application Fee	02/21/2024	03/21/2024	04/01/2024	11
Phouthakoun Phoon Sup Corp.	Permit Application Fee	08/22/2024	09/21/2024	06/10/2024	0
Pico Pollo y Fritura La Mami	Process Plans	11/19/2024	12/19/2024		69
Pico Pollo y Fritura La Mami	Permit Application	11/19/2024	12/19/2024		69
Pico Pollo y Fritura La Mami	Permit Application Fee	11/19/2024	12/19/2024		69
Piemonte Pizza	Permit Application Fee	08/07/2024	09/06/2024	01/07/2025	123
Piemonte Pizza	Permit Application	08/07/2024	09/06/2024	01/07/2025	123
Pine Street Social	Install Sample Location	01/10/2024	02/15/2024		377
Pine Street Social	Other	01/10/2024	02/15/2024		377
Pipeline Restaurant	Permit Application	06/12/2024	07/12/2024	10/10/2024	90
Pipeline Restaurant	Permit Application Fee	06/12/2024	07/12/2024	10/10/2024	90
Portion Meat Associates	Permit Application	09/10/2024	10/10/2024	09/25/2024	0
Portion Meat Associates	Permit Application Fee	09/10/2024	10/10/2024	09/25/2024	0
Prince Enameling Company, Inc.	Permit Application Fee	01/12/2024	02/12/2024	03/08/2024	25
Prince Enameling Company, Inc.	Permit Application	01/12/2024	02/12/2024	03/08/2024	25
Prothera Biologics, Inc.	Permit Application	07/24/2024	08/23/2024	08/13/2024	0
Prothera Biologics, Inc.	Permit Application Fee	07/24/2024	08/23/2024	08/13/2024	0
Providence Auto Body, Inc.	Permit Application	04/01/2024	05/30/2024	04/04/2024	0
Providence Auto Body, Inc.	Pretreatment Plans	04/01/2024	05/30/2024	04/04/2024	0
Providence Auto Body, Inc.	Permit Application Fee	04/01/2024	05/30/2024	04/04/2024	0
Providence Bagel	Other	04/09/2024	04/29/2024	07/15/2024	77
Providence Bagel	Other	04/09/2024	04/10/2024	04/29/2024	19
Providence Brewing Company	Resampling Results for	07/15/2024	09/20/2024	11/25/2024	66
Providence Burger Bar LLC	Process Plans	08/22/2024	09/21/2024	10/15/2024	24
Providence Burger Bar LLC	Permit Application Fee	08/22/2024	09/21/2024	10/15/2024	24
Providence Burger Bar LLC	Permit Application	08/22/2024	09/21/2024	10/15/2024	24
Providence Burger Bar LLC	Process Plans	10/25/2024	11/15/2024	11/12/2024	0
Providence Burger Bar LLC	Other	12/03/2024	01/20/2025	01/20/2025	0
Providence Burger Bar LLC	Install Sample Location	12/03/2024	01/20/2025		37
Providence College- McCarthy Hall	Permit Application	02/15/2024	03/15/2024	04/08/2024	24
Providence College- McCarthy Hall	Permit Application Fee	02/15/2024	03/15/2024	03/25/2024	10
Providence College- Smith Ctr. for Arts	Permit Application	03/07/2024	04/07/2024	04/08/2024	1
Providence College- Smith Ctr. for Arts	Permit Application Fee	03/07/2024	04/07/2024	03/25/2024	0
Providence College-Power Plant	Resampling Results for	03/05/2024	04/26/2024	03/27/2024	0
Providence Community Health Centers, Inc	Permit Application Fee	04/08/2024	05/08/2024	05/30/2024	22
Providence Community Health Centers, Inc	Permit Application	04/08/2024	05/08/2024	05/30/2024	22
Providence Dental Laboratory	Permit Application	04/08/2024	05/08/2024	04/15/2024	0
Providence Dental Laboratory	Permit Application Fee	04/08/2024	05/08/2024	04/15/2024	0
Providence Oyster Bar	Permit Application	12/12/2024	01/11/2025	01/31/2025	20
Providence Oyster Bar	Permit Application Fee	12/12/2024	01/11/2025	01/31/2025	20

User Requirements
Field's Point 2024

Company Name	Submittal	Issue Date	Due Date	Received Date	Days Late
Providence Schools	Permit Application	04/29/2024	05/29/2024	10/22/2024	146
Providence Schools	Permit Application Fee	04/29/2024	05/29/2024	08/26/2024	89
Providence Schools	Permit Application Fee	05/01/2024	06/01/2024	11/04/2024	156
Providence Schools	Permit Application	05/01/2024	06/01/2024	10/22/2024	143
Providence Schools	Permit Application Fee	11/29/2024	12/06/2024	02/10/2025	66
Providence Schools	Process Plans	11/29/2024	12/06/2024	01/28/2025	53
Providence Schools	Permit Application	11/29/2024	12/06/2024	01/28/2025	53
Providence Specialty Products, LLC	Resampling Results for _____	01/23/2024	03/12/2024	04/09/2024	28
Providence Specialty Products, LLC	Resampling Results for _____	01/23/2024	03/12/2024	02/02/2024	0
Providence Specialty Products, LLC	Resampling Results for _____	02/05/2024	03/25/2024	04/22/2024	28
Providence Specialty Products, LLC	SNC Public Notice Reimbursement	04/15/2024	05/15/2024	04/22/2024	0
Providence Specialty Products, LLC	Resampling Results for _____	04/22/2024	06/10/2024	06/10/2024	0
Providence Specialty Products, LLC	Resampling Results for _____	06/14/2024	08/02/2024	06/20/2024	0
Providence Specialty Products, LLC	Resampling Results for _____	07/03/2024	08/21/2024	08/09/2024	0
Providence Specialty Products, LLC	Resampling Results for _____	08/21/2024	10/09/2024	09/17/2024	0
Providence Specialty Products, LLC	Resampling Results for _____	08/21/2024	10/09/2024	09/17/2024	0
Providence Specialty Products, LLC	Resampling Results for _____	09/17/2024	11/05/2024	09/23/2024	0
Providence Specialty Products, LLC	Resampling Results for _____	09/17/2024	11/05/2024	09/23/2024	0
Providence Specialty Products, LLC	Resampling Results for _____	09/17/2024	11/05/2024	01/22/2025	78
Providence Specialty Products, LLC	Resampling Results for _____	10/03/2024	11/21/2024	10/29/2024	0
Providence Specialty Products, LLC	Resampling Results for _____	11/05/2024	12/24/2024	12/02/2024	0
Providence Specialty Products, LLC	Resampling Results for _____	12/05/2024	01/23/2025	01/10/2025	0
Punta Cana Bistro	Permit Application Fee	03/27/2024	04/27/2024	06/13/2024	47
Punta Cana Bistro	Permit Application	03/27/2024	04/27/2024	06/13/2024	47
Quality Spraying Technologies, Inc.	SNC Public Notice Reimbursement	04/15/2024	05/15/2024	06/21/2024	37
R.I. Beef & Veal, Inc	SNC Public Notice Reimbursement	04/15/2024	05/15/2024	08/13/2024	90
R.I. Beef & Veal, Inc	Analytical Results for _____	12/27/2024	01/26/2025	01/27/2025	1
R.I. D.O.T.-Materials Testing	Permit Application	05/08/2024	06/08/2024	05/24/2024	0
R.I. D.O.T.-Materials Testing	Permit Application Fee	05/08/2024	06/08/2024	05/24/2024	0
R.I. Provision Company	Permit Application Fee	05/08/2024	06/08/2024	06/17/2024	9
R.I. Provision Company	Permit Application	05/08/2024	06/07/2024	06/17/2024	10
R.I. Provision Company	Resampling Results for _____	10/17/2024	12/05/2024	12/17/2024	12
R.I.P.T.A. - 705 Elmwood	Permit Application Fee	12/17/2024	01/16/2025		41
R.I.P.T.A. - 705 Elmwood	Permit Application	12/17/2024	01/16/2025	02/17/2025	32
R.I.P.T.A. - 750 Elmwood	Resampling Results for _____	08/29/2024	10/11/2024	11/21/2024	41
R.I.P.T.A.-269 Melrose	Permit Application Fee	12/17/2024	01/16/2025		41
R.I.P.T.A.-269 Melrose	Permit Application	12/17/2024	01/16/2025	02/17/2025	32
RI Community Food Bank	Permit Application Fee	04/15/2024	05/15/2024	05/13/2024	0
RI Community Food Bank	Permit Application	04/15/2024	05/15/2024	05/13/2024	0
RISD - Auditorium	Permit Application Fee	08/20/2024	09/19/2024	09/12/2024	0
RISD - Auditorium	Permit Application	08/20/2024	09/19/2024	09/12/2024	0
RISD - Bayard-Ewing Building	Permit Application Fee	10/23/2024	11/25/2024	11/12/2024	0
RISD - Bayard-Ewing Building	Permit Application	10/23/2024	11/25/2024	11/12/2024	0
RISD - Design Center	Resampling Results for _____	10/22/2024	12/10/2024	11/21/2024	0
RISD - Dexter House Garage	Permit Application Fee	10/23/2024	11/25/2024	11/12/2024	0
RISD - Dexter House Garage	Permit Application	10/23/2024	11/25/2024	11/12/2024	0
RISD - Fletcher Building	Permit Application	10/23/2024	11/25/2024	11/12/2024	0
RISD - Fletcher Building	Permit Application Fee	10/23/2024	11/25/2024	11/12/2024	0
RISD - Illustration Studies Building	Permit Application	08/20/2024	09/19/2024	09/12/2024	0
RISD - Illustration Studies Building	Permit Application Fee	08/20/2024	09/19/2024	09/12/2024	0
RISD - Industrial Design Building	Permit Application Fee	10/23/2024	11/25/2024	11/12/2024	0
RISD - Industrial Design Building	Permit Application	10/23/2024	11/25/2024	11/12/2024	0
RISD - Market House	Permit Application Fee	08/14/2024	09/16/2024	09/12/2024	0
RISD - Market House	Permit Application	08/14/2024	09/16/2024	09/12/2024	0
RISD - Mason (CIT) Building	Resampling Results for _____	10/22/2024	12/10/2024	11/21/2024	0
RISD - Memorial Hall	Permit Application Fee	10/23/2024	11/25/2024	11/12/2024	0
RISD - Memorial Hall	Permit Application	10/23/2024	11/25/2024	11/12/2024	0
RISD - Metcalf Building	Permit Application	11/21/2024	12/23/2024	12/19/2024	0
RISD - Metcalf Building	Permit Application Fee	11/21/2024	12/23/2024	12/19/2024	0

User Requirements
Field's Point 2024

Company Name	Submittal	Issue Date	Due Date	Received Date	Days Late
RISD - North Dorm	Permit Application	02/15/2024	03/15/2024	03/04/2024	0
RISD - North Dorm	Permit Application Fee	02/15/2024	03/15/2024	03/04/2024	0
RISD - North Dorm	Sign & Return Report	08/28/2024	09/10/2024	10/10/2024	30
RISD - Washington Building	Permit Application Fee	06/17/2024	07/31/2024	07/25/2024	0
RISD - Washington Building	Permit Application	06/17/2024	07/31/2024	07/25/2024	0
ROM Deli, Inc.	Permit Application Fee	02/15/2024	03/15/2024	05/23/2024	69
ROM Deli, Inc.	Permit Application	02/15/2024	03/15/2024	04/29/2024	45
ROM Deli, Inc.	Other	07/30/2024	08/30/2024	09/16/2024	17
Red Stripe East Side, LLC.	Permit Application Fee	08/07/2024	09/06/2024	09/12/2024	6
Red Stripe East Side, LLC.	Permit Application	08/07/2024	09/06/2024	09/12/2024	6
Refresh Auto Wash	Sign & Return Report	02/07/2024	03/08/2024	03/12/2024	4
Rhode Island Billiards Club	Permit Application	03/04/2024	03/30/2024	04/12/2024	13
Rhode Island Billiards Club	Permit Application Fee	03/04/2024	03/30/2024	04/12/2024	13
Rhode Island Billiards Club	Permit Application Fee	04/15/2024	05/30/2024	05/06/2024	0
Rhode Island Billiards Club	Permit Application	04/15/2024	05/30/2024	05/06/2024	0
Rhode Island Billiards Club	Install Grease Removal Unit	09/24/2024	10/30/2024	10/23/2024	0
Rhode Island Billiards Club	Pretreatment Plans	10/23/2024	01/30/2025	12/30/2024	0
Rhode Island Bioenergy, LLC	Resampling Results for	01/02/2024	02/23/2024	12/07/2023	0
Rhode Island Chemical Corporation	Permit Application Fee	12/17/2024	01/16/2025	02/07/2025	22
Rhode Island Chemical Corporation	Permit Application	12/17/2024	01/16/2025	02/07/2025	22
Rhode Island College - Connection 1	Permit Application	10/03/2024	11/02/2024	12/02/2024	30
Rhode Island College - Connection 1	Permit Application Fee	10/03/2024	11/02/2024	12/02/2024	30
Rhode Island College - Connection 2	Permit Application	11/14/2024	12/14/2024	01/03/2025	20
Rhode Island College - Connection 2	Permit Application Fee	11/14/2024	12/14/2024	01/03/2025	20
Rhode Island College - Connection 4	Permit Application	07/03/2024	08/02/2024	09/20/2024	49
Rhode Island College - Connection 4	Permit Application Fee	07/03/2024	08/02/2024	09/20/2024	49
Rhode Island Resource Recovery Corp.	Permit Application	04/03/2024	05/03/2024	05/01/2024	0
Rhode Island Resource Recovery Corp.	Permit Application Fee	04/03/2024	05/03/2024	05/01/2024	0
Rhode Island Resource Recovery Corp.	Analytical Results for	08/19/2024	10/15/2024	09/04/2024	0
Ristorante Lucia	Permit Application Fee	04/03/2024	05/03/2024	10/10/2024	160
Ristorante Lucia	Permit Application	04/03/2024	05/03/2024	10/10/2024	160
Roger Williams Park Zoo	Permit Application Fee	01/10/2024	02/10/2024	03/01/2024	20
Roger Williams Park Zoo	Permit Application	01/10/2024	02/10/2024	03/01/2024	20
Roger Williams Park Zoo	Permit Application	01/10/2024	02/10/2024	03/01/2024	20
Rosalina - RI	Permit Application	03/13/2024	04/13/2024	09/05/2024	145
Rosalina - RI	Permit Application Fee	03/13/2024	04/13/2024	09/05/2024	145
Roza 2 LLC	Permit Application Fee	10/07/2024	11/03/2024	10/15/2024	0
Roza 2 LLC	Permit Application	10/07/2024	11/03/2024	10/15/2024	0
Ruby Thai Kitchen Providence Inc.	Pretreatment Plans	10/09/2024	11/06/2024	11/13/2024	7
SC Restaurant, LLC	Permit Application Fee	06/11/2024	07/10/2024	11/06/2024	119
SC Restaurant, LLC	Permit Application	06/11/2024	07/10/2024	10/21/2024	103
SCI Rhode Island Funeral Services, LLC	Permit Application Fee	07/23/2024	08/23/2024	08/21/2024	0
SCI Rhode Island Funeral Services, LLC	Permit Application	07/23/2024	08/23/2024	08/21/2024	0
SR Management Group	Permit Application	07/03/2024	08/02/2024	09/17/2024	46
SR Management Group	Permit Application Fee	07/03/2024	08/02/2024	12/06/2024	126
SRC Blackstone OP, LLC	Permit Application Fee	02/15/2024	03/15/2024	03/14/2024	0
SRC Blackstone OP, LLC	Permit Application	02/15/2024	03/15/2024	03/14/2024	0
Sac-O-Suds Laundry Services	Permit Application	03/01/2024	04/01/2024	03/29/2024	0
Sac-O-Suds Laundry Services	Permit Application Fee	03/01/2024	04/01/2024	03/29/2024	0
Saje Kitchen Group, LLC	Pump Grease Trap	02/08/2024	03/15/2024	06/17/2024	94
Saje Kitchen Group, LLC	Other	02/08/2024	03/15/2024	06/17/2024	94
Sammy's House of Pizza	Permit Application	04/10/2024	05/09/2024	08/13/2024	96
Sammy's House of Pizza	Permit Application Fee	04/10/2024	05/09/2024	08/15/2024	98
Sandee's Market & Deli	Permit Application	03/11/2024	03/11/2024	03/11/2024	0
Sandee's Market & Deli	Permit Application Fee	03/18/2024	04/18/2024	05/13/2024	25
Scrambler's II, Inc.	Permit Application	08/07/2024	09/06/2024	08/15/2024	0
Scrambler's II, Inc.	Permit Application Fee	08/07/2024	09/06/2024	08/15/2024	0
Screaming Unicorn	Permit Application Fee	05/15/2024	06/30/2024	08/19/2024	50

User Requirements
Field's Point 2024

Company Name	Submittal	Issue Date	Due Date	Received Date	Days Late
Screaming Unicorn	Permit Application	05/15/2024	06/30/2024	08/19/2024	50
Seoul Providence LLC	Permit Application	11/14/2024	12/08/2024		80
Seven Stars Bakery (Royal Little Dr.)	Resampling Results for _____	04/16/2024	06/05/2024	05/23/2024	0
Seven Stars Bakery (Royal Little Dr.)	Sign & Return Report	05/21/2024	06/19/2024	05/24/2024	0
Seven Stars Bakery (Royal Little Dr.)	Resampling Results for _____	05/23/2024	07/11/2024	05/28/2024	0
Seven Stars Bakery (Royal Little Dr.)	Other	06/10/2024	06/25/2024	06/13/2024	0
Shaw's Supermarket Store #4443	Resampling Results for _____	01/09/2024	02/27/2024	02/15/2024	0
Shaw's Supermarket Store #4443	Resampling Results for _____	04/30/2024	06/18/2024	05/10/2024	0
Shaw's Supermarket Store #4443	Resampling Results for _____	05/09/2024	06/27/2024	06/06/2024	0
Shaw's Supermarket Store #4443	Resampling Results for _____	06/03/2024	07/22/2024	07/25/2024	3
Shaw's Supermarket Store #4443	Resampling Results for _____	10/04/2024	11/15/2024	11/12/2024	0
Shaw's Supermarket Store #4443	Resampling Results for _____	10/04/2024	11/15/2024	11/12/2024	0
Sicilia's Pizzeria	Permit Application	08/07/2024	09/06/2024	08/21/2024	0
Sicilia's Pizzeria	Permit Application Fee	08/07/2024	09/06/2024	08/21/2024	0
Smith Hill Laundromat	Permit Application Fee	06/11/2024	07/10/2024	06/26/2024	0
Smith Hill Laundromat	Permit Application	06/11/2024	07/10/2024	06/26/2024	0
Speedy Pizza	Permit Application	12/10/2024	01/09/2025		48
Speedy Pizza	Permit Application Fee	12/10/2024	01/09/2025		48
Starbucks	Permit Application	05/08/2024	06/07/2024	11/20/2024	166
Starbucks	Permit Application Fee	05/08/2024	06/07/2024	11/20/2024	166
Starbucks (Financial Plaza)	Permit Application Fee	02/15/2024	03/15/2024	04/22/2024	38
Starbucks (Financial Plaza)	Permit Application	02/15/2024	03/15/2024	04/22/2024	38
Starbucks Coffee Company #7419	Permit Application	05/08/2024	06/07/2024	11/20/2024	166
Starbucks Coffee Company #7419	Permit Application Fee	05/08/2024	06/07/2024	11/20/2024	166
Stop & Shop Supermarket #722	Permit Application	01/18/2024	02/18/2024	04/24/2024	66
Stop & Shop Supermarket #722	Permit Application Fee	01/18/2024	02/18/2024	04/24/2024	66
Surface Coatings, LLC	Submit Report on Manhole Violations	11/26/2024	12/30/2024	01/15/2025	16
Suya Joint	Process Plans	08/06/2024	09/04/2024	09/25/2024	21
Suya Joint	Permit Application	08/06/2024	09/04/2024	09/25/2024	21
Suya Joint	Permit Application Fee	08/06/2024	09/04/2024	09/25/2024	21
TPG 100 Sabin Hotel, LLC	Permit Application	03/07/2024	04/07/2024	04/01/2024	0
TPG 100 Sabin Hotel, LLC	Permit Application Fee	03/07/2024	04/07/2024	04/01/2024	0
TZ Enterprises LLC	Other	06/10/2024	07/05/2024	01/30/2025	209
Tallulah's Taqueria	Permit Application Fee	02/15/2024	03/15/2024	04/25/2024	41
Tallulah's Taqueria	Permit Application	02/15/2024	03/15/2024	04/25/2024	41
Tallulah's Taqueria	Other	10/08/2024	11/08/2024	01/14/2025	67
Technodic, Inc.	Submit Report on Manhole Violations	11/26/2024	12/30/2024	12/24/2024	0
Tesla, Inc.	Pretreatment Plans	03/07/2024	03/30/2024	03/27/2024	0
Tesla, Inc.	Pretreatment Plans	07/24/2024	08/15/2024	08/15/2024	0
Teto Deli, LLC	Permit Application	04/10/2024	05/10/2024	04/24/2024	0
Teto Deli, LLC	Permit Application Fee	04/10/2024	05/10/2024	04/24/2024	0
Thai Lan Xang	Permit Application	05/08/2024	06/08/2024	06/11/2024	3
Thai Lan Xang	Permit Application Fee	05/08/2024	06/08/2024	06/11/2024	3
Thai Lan Xang	Other	07/09/2024	08/07/2024	08/07/2024	0
The Cheesecake Factory Restaurants, Inc.	Permit Application Fee	03/04/2024	04/03/2024	04/29/2024	26
The Cheesecake Factory Restaurants, Inc.	Permit Application	03/04/2024	04/03/2024	08/02/2024	121
The Cheesecake Factory Restaurants, Inc.	Install Pretreatment System	04/11/2024	05/15/2024	05/02/2024	0
The Cheesecake Factory Restaurants, Inc.	Install Pretreatment System	04/11/2024	05/15/2024	05/02/2024	0
The Cheesecake Factory Restaurants, Inc.	Install Sample Location	04/11/2024	05/15/2024	05/02/2024	0
The Chicken Coop Kitchen and Bar	Permit Application Fee	03/01/2024	04/01/2024	03/11/2024	0
The Chicken Coop Kitchen and Bar	Permit Application	03/01/2024	04/01/2024	03/11/2024	0
The Industrious Spirit Company, LLC	Permit Application	01/30/2024	02/29/2024	02/27/2024	0
The Industrious Spirit Company, LLC	Permit Application Fee	01/30/2024	02/29/2024	02/27/2024	0
The Original Italian Bakery, Inc.	Resampling Results for _____	09/26/2024	11/12/2024	01/30/2025	79
The Royal Bobcat	Permit Application	07/11/2024	08/10/2024	10/28/2024	79
The Royal Bobcat	Permit Application Fee	07/11/2024	08/10/2024	10/28/2024	79
The Sharpe Building	Permit Application Fee	12/12/2024	01/11/2025		46
The Sharpe Building	Permit Application	12/12/2024	01/11/2025		46
The Wendy's Company (Manton)	Permit Application	01/03/2024	01/30/2024	01/26/2024	0

User Requirements
Field's Point 2024

Company Name	Submittal	Issue Date	Due Date	Received Date	Days Late
The Wendy's Company (Manton)	Permit Application Fee	01/03/2024	01/30/2024	01/26/2024	0
There, There.	Permit Application	03/07/2024	11/30/2024		88
There, There.	Process Plans	03/07/2024	11/30/2024		88
There, There.	Permit Application Fee	03/07/2024	11/30/2024		88
Tienda y Taqueria Puebla	Permit Application	03/04/2024	03/30/2024	07/12/2024	104
Tienda y Taqueria Puebla	Permit Application Fee	03/04/2024	03/30/2024	07/12/2024	104
Tienda y Taqueria Puebla	Permit Application Fee	07/15/2024	07/30/2024	08/19/2024	20
Tienda y Taqueria Puebla	Permit Application	07/15/2024	07/30/2024	08/19/2024	20
Times 2 Incorporated	Permit Application Fee	08/19/2024	09/19/2024	11/04/2024	46
Times 2 Incorporated	Permit Application Fee	08/19/2024	09/19/2024	11/04/2024	46
Times 2 Incorporated	Permit Application	08/19/2024	09/19/2024	11/04/2024	46
Tortilleria y Antojitos Monte de Sion, LP	Permit Application Fee	01/10/2024	02/10/2024	12/23/2024	317
Tortilleria y Antojitos Monte de Sion, LP	Permit Application	01/10/2024	02/10/2024	12/23/2024	317
Tortilleria y Antojitos Monte de Sion, LP	Pretreatment Plans	01/10/2024	02/10/2024	12/23/2024	317
Tortilleria y Antojitos Monte de Sion, LP	Pretreatment Plans	12/30/2024	01/25/2025		32
Track 15 Real Estate LLC	Permit Application	01/03/2024	02/05/2024	02/07/2024	2
Track 15 Real Estate LLC	Pretreatment Plans	01/03/2024	02/05/2024	02/07/2024	2
Track 15 Real Estate LLC	Permit Application Fee	01/03/2024	02/05/2024	02/07/2024	2
Tri-Jay Co.	Submit Report on Manhole Violations	01/30/2024	03/01/2024	02/26/2024	0
Tri-Jay Co.	Resampling Results for _____	02/15/2024	03/15/2024	03/19/2024	4
Tri-Jay Co.	Resampling Results for _____	06/13/2024	08/02/2024	06/26/2024	0
Tri-Jay Co.	Resampling Results for _____	08/21/2024	10/02/2024	09/25/2024	0
Tri-Jay Co.	Resampling Results for _____	09/26/2024	11/14/2024	11/04/2024	0
Trinity Management, LLC	Permit Application Fee	01/12/2024	02/16/2024	03/25/2024	38
Trinity Management, LLC	Permit Application	01/12/2024	02/16/2024	02/15/2024	0
Tropicana Restaurant & Bar Inc.	Permit Application	01/09/2024	04/30/2024	04/22/2024	0
Tropicana Restaurant & Bar Inc.	Process Plans	01/09/2024	04/30/2024	04/12/2024	0
Tropicana Restaurant & Bar Inc.	Permit Application Fee	01/09/2024	04/30/2024	04/11/2024	0
Tumblesalts Cafe, LLC	Other	05/10/2024	06/15/2024	09/04/2024	81
Twin's Pizza, Inc.	Permit Application	10/02/2024	11/01/2024	12/06/2024	35
Twin's Pizza, Inc.	Permit Application Fee	10/03/2024	11/02/2024	12/06/2024	34
Twin's Pizza, Inc.	Sign & Return Report	12/17/2024	01/09/2025	12/30/2024	0
U.S. Postal Service - P&DC	Permit Application	10/24/2024	11/25/2024	12/06/2024	11
U.S. Postal Service - P&DC	Permit Application Fee	10/24/2024	11/25/2024	01/22/2025	58
Ugarit, Inc.	Other	01/03/2024	06/30/2024	05/30/2024	0
Ugarit, Inc.	Spill Control Plan	10/03/2024	11/01/2024	10/24/2024	0
Ugarit, Inc.	Spill Control Plan	10/24/2024	11/30/2024	11/19/2024	0
Ugarit, Inc.	Process Plans	10/24/2024	11/30/2024	11/19/2024	0
Uncle Mike's Diner, LLC	Pretreatment Plans	02/01/2024	03/01/2024	02/12/2024	0
Uncle Mike's Diner, LLC	Permit Application	02/01/2024	03/01/2024	02/12/2024	0
Uncle Mike's Diner, LLC	Permit Application Fee	02/01/2024	03/01/2024	02/12/2024	0
Uncle Mike's Diner, LLC	Pretreatment Plans	02/22/2024	03/25/2024	04/03/2024	9
Union Station Brewery	Spill Control Plan	01/09/2024	02/08/2024	04/25/2024	77
Union Station Brewery	Sign & Return Report	05/14/2024	06/12/2024	06/14/2024	2
Union Station Brewery	Resampling Results for _____	05/14/2024	05/16/2024	07/02/2024	47
Union Station Brewery	Resampling Results for _____	05/14/2024	07/02/2024	06/26/2024	0
Unique Plating Company	Other	06/12/2024	07/12/2024	07/09/2024	0
Unique Plating Company	Resampling Results for _____	07/03/2024	08/23/2024	08/26/2024	3
Unique Plating Company	Resampling Results for _____	07/03/2024	08/23/2024	08/26/2024	3
United States Postal Service - Providence VMF	Permit Application	04/11/2024	06/15/2024	06/14/2024	0
United States Postal Service - Providence VMF	Permit Application Fee	04/11/2024	06/15/2024	06/14/2024	0
Univar Solutions USA LLC	Other	05/02/2024	05/30/2024	05/06/2024	0
Universal Plating Company, Inc.	Submit Report on Manhole Violations	02/12/2024	03/30/2024	03/29/2024	0
Universal Plating Company, Inc.	Submit Report on Manhole Violations	04/23/2024	05/30/2024	05/30/2024	0
Urban Greens	Resampling Results for _____	07/22/2024	09/06/2024	08/26/2024	0
V-Mart	Resampling Results for _____	05/20/2024	07/08/2024	09/20/2024	74
VBM La Esquinita Market	Permit Application	01/26/2024	01/26/2024	01/26/2024	0
VBM La Esquinita Market	Permit Application Fee	01/26/2024	01/26/2024	01/26/2024	0
Vasilios Pizza	Install Sample Location	02/20/2024	03/22/2024	03/14/2024	0

User Requirements
Field's Point 2024

Company Name	Submittal	Issue Date	Due Date	Received Date	Days Late
Vasilios Pizza	Permit Application	08/07/2024	09/06/2024	08/19/2024	0
Vasilios Pizza	Permit Application Fee	08/07/2024	09/06/2024	08/19/2024	0
Vasilios Pizza	Resampling Results for _____	11/21/2024	01/09/2025	01/09/2025	0
Venda Ravioli - DePasquale	Permit Application	12/09/2024	01/08/2025		49
Venda Ravioli - DePasquale	Permit Application Fee	12/09/2024	01/08/2025		49
Venda Ravioli - Royal Little Drive	Resampling Results for _____	06/28/2024	08/30/2024	08/26/2024	0
Venda Ravioli Inc. - 271 Atwells Avenue	Permit Application	06/12/2024	07/12/2024	07/17/2024	5
Venda Ravioli Inc. - 271 Atwells Avenue	Permit Application Fee	06/12/2024	07/12/2024	07/17/2024	5
Verichem Laboratories, Inc.	Permit Application	04/17/2024	05/17/2024	04/26/2024	0
Verichem Laboratories, Inc.	Permit Application Fee	04/17/2024	05/17/2024	04/26/2024	0
Vivi Bubble Tea, Inc.	Permit Application Fee	03/06/2024	04/06/2024	08/15/2024	131
Vivi Bubble Tea, Inc.	Permit Application	03/06/2024	04/06/2024	08/15/2024	131
Walach Enterprises Providence, LLC	Permit Application	03/26/2024	04/26/2024	05/10/2024	14
Walach Enterprises Providence, LLC	Permit Application Fee	03/26/2024	04/26/2024	05/10/2024	14
Walsh's Auto Body and Sales, Inc.	Permit Application	02/15/2024	03/15/2024	04/08/2024	24
Walsh's Auto Body and Sales, Inc.	Permit Application Fee	02/15/2024	03/15/2024	04/08/2024	24
Waterman Grill, LLC	Repair Grease Trap	04/10/2024	05/10/2024	04/19/2024	0
Waterman LLC	Permit Application Fee	01/22/2024	02/22/2024	10/15/2024	236
Waterman LLC	Permit Application	01/22/2024	02/22/2024	10/03/2024	224
Wendy's (Mineral Spring)	Permit Application Fee	05/02/2024	05/31/2024	06/12/2024	12
Wendy's (Mineral Spring)	Permit Application	05/02/2024	05/31/2024	06/12/2024	12
Weybosset Hotel LLC	Permit Application Fee	01/18/2024	02/18/2024	01/26/2024	0
Weybosset Hotel LLC	Permit Application	01/18/2024	02/18/2024	01/26/2024	0
Whisk Me Away Bakehouse	Sign & Return Report	04/16/2024	05/15/2024	06/13/2024	29
Whisk Me Away Bakehouse	Analytical Results for _____	04/16/2024	05/15/2024	06/13/2024	29
Whisk, LLC	Permit Application Fee	11/14/2024	12/14/2024	11/21/2024	0
Whisk, LLC	Permit Application	11/14/2024	12/14/2024	12/16/2024	2
William M. Davies Jr. High School	Permit Application	03/04/2024	04/03/2024	03/15/2024	0
William M. Davies Jr. High School	Permit Application Fee	03/04/2024	04/03/2024	04/03/2024	0
Wine & Cheese	Permit Application Fee	01/10/2024	02/10/2024	01/18/2024	0
Wine & Cheese	Permit Application	01/10/2024	02/10/2024	01/18/2024	0
Xtremo Restaurant & Bar Corp.	Pretreatment Plans	11/21/2024	12/21/2024	01/21/2025	31
Xtremo Restaurant & Bar Corp.	Permit Application	11/21/2024	12/21/2024	01/21/2025	31
Xtremo Restaurant & Bar Corp.	Permit Application Fee	11/21/2024	12/21/2024	01/21/2025	31
Yoo Sushi	Permit Application	12/05/2024	01/04/2025	12/16/2024	0
Yoo Sushi	Permit Application Fee	12/05/2024	01/04/2025	12/16/2024	0
Zebra Technologies Corporation	Permit Application Fee	06/24/2024	07/24/2024	09/30/2024	68
Zebra Technologies Corporation	Permit Application	06/24/2024	07/24/2024	09/30/2024	68
Zebra Technologies Corporation	Process Plans	06/24/2024	07/24/2024	09/30/2024	68
Zebra Technologies Corporation	Spill Control Plan	12/12/2024	01/12/2025	01/30/2025	18
Zebra Technologies Corporation	Toxic Organic/Solvent Mgt Plan	12/12/2024	01/12/2025	01/30/2025	18
Zebra Technologies Corporation	Signed Permit	12/12/2024	01/12/2025	01/30/2025	18
Zeneida Restaurant	Permit Application	11/19/2024	12/19/2024	12/19/2024	0
Zeneida Restaurant	Permit Application Fee	11/19/2024	12/19/2024	12/19/2024	0
Zona Lounge	Permit Application Fee	09/10/2024	10/10/2024	12/06/2024	57
Zona Lounge	Permit Application	09/10/2024	10/10/2024	01/13/2025	95

USER LATE REPORTS

BUCKLIN POINT

User Late Reports
Bucklin Point - 2024

Company Name	Report Type	Sample Location	Month/Year Satisfied	Sample Type	Sample Date	Due Date	Received Date	Days Late
3 Flags Bakery	Sample	#1	SEP-2024	Grab	09/27/2024	10/30/2024	11/20/2024	21
930 Main Street LLC	Sample	#1	FEB-2024	Grab	04/15/2024	03/30/2024	05/01/2024	32
Accent Plating Company	pH	#1	JAN-2024	pH	Not Applicable	03/01/2024	03/04/2024	3
Accent Plating Company	pH	#1	MAR-2024	pH	Not Applicable	04/30/2024	05/03/2024	3
Accent Plating Company	Sample	#1	APR-2024	Composite	04/24/2024	05/30/2024	06/03/2024	4
Accent Plating Company	Sample	#1	DEC-2024	Composite	12/20/2024	01/30/2025	02/03/2025	4
Accent Plating Company	pH	#1	FEB-2024	pH	Not Applicable	03/30/2024	04/03/2024	4
Accent Plating Company	pH	#1	OCT-2024	pH	Not Applicable	11/30/2024	12/05/2024	5
Accent Plating Company	pH	#1	AUG-2024	pH	Not Applicable	09/30/2024	10/07/2024	7
Accent Plating Company	pH	#1	DEC-2024	pH	Not Applicable	01/30/2025	02/06/2025	7
Accent Plating Company	pH	#1	JUL-2024	pH	Not Applicable	08/30/2024	09/06/2024	7
Accent Plating Company	pH	#1	SEP-2024	pH	Not Applicable	10/30/2024	11/08/2024	9
Accent Plating Company	pH	#1	JUN-2024	pH	Not Applicable	07/30/2024	08/21/2024	22
Air Filtration Systems, LLC	Zero Discharge Certification	Not Applicable	OCT-2024	Not Applicable	Not Applicable	11/30/2024	12/19/2024	19
Alves and Sons Bakery	Sample	#1	APR-2024	Grab	05/06/2024	05/30/2024	05/31/2024	1
Alves and Sons Bakery	Sample	#1	OCT-2024	Grab	12/16/2024	11/30/2024	01/06/2025	37
Aspen Aerogels Rhode Island, LLC	pH	#1	SEP-2024	pH	Not Applicable	10/30/2024	11/07/2024	8
Aspen Aerogels Rhode Island, LLC	pH	#1	JUN-2024	pH	Not Applicable	07/30/2024	08/22/2024	23
Aspen Aerogels Rhode Island, LLC	Sample	#3	JUN-2024	Grab	06/30/2024	07/30/2024	07/31/2024	1
Aspen Aerogels Rhode Island, LLC	Sample	#3	JUN-2024	Grab	08/22/2024	07/30/2024	09/10/2024	42
Barentz NA LLC	Sample	#1	JUL-2024	Grab	07/01/2024	08/30/2024	09/20/2024	21
Barletta Heavy Division	Sample	#1	APR-2024	Composite	04/04/2024	05/30/2024	06/07/2024	8
Barletta Heavy Division	Sample	#1	FEB-2024	Composite	02/28/2024	03/30/2024	04/11/2024	12
Bento Nouveau, Inc.	Sample	#1	FEB-2024	Grab	04/04/2024	03/30/2024	04/16/2024	17
Bento Nouveau, Inc.	Sample	#1	AUG-2024	Grab	08/13/2024	09/30/2024	12/04/2024	65
Blackstone Dental	Dental BMP Certification	Not Applicable	MAY-2024	Not Applicable	Not Applicable	06/30/2024	07/24/2024	24
Blackstone Valley Community Health	Dental BMP Certification	Not Applicable	MAY-2024	Not Applicable	Not Applicable	06/30/2024	07/03/2024	3
Blackstone Valley Community Healthcare	Dental BMP Certification	Not Applicable	AUG-2024	Not Applicable	Not Applicable	09/30/2024	10/25/2024	25
Bliss Manufacturing Co., Inc.	Zero Discharge Certification	Not Applicable	AUG-2024	Not Applicable	Not Applicable	09/30/2024	10/06/2024	6
Bright Dents, LLC	Dental BMP Certification	Not Applicable	DEC-2024	Not Applicable	Not Applicable	01/30/2025		27
C & P Enterprises	Sample	#1	Jul-2024			08/30/2024		180
C & P Enterprises	Sample	#1	Jan-2024			03/01/2024		362
Calise & Sons Bakery	Sample	#1	OCT-2024	Grab	10/31/2024	11/30/2024	12/13/2024	13
Calise & Sons Bakery	Sample	#1	APR-2024	Grab	04/11/2024	05/30/2024	06/28/2024	29
Calise & Sons Bakery	GRU Pump Out Verification	Not Applicable	JUN-2024	Not Applicable	Not Applicable	07/30/2024	09/12/2024	44
CAMRAC, LLC	Sample	#1	APR-2024	Grab	04/30/2024	05/30/2024	05/31/2024	1
Cave, LLC	Sample	#1	OCT-2024	Grab	10/01/2024	11/30/2024	12/09/2024	9
Cave, LLC	Sample	#1	APR-2024	Grab	06/13/2024	05/30/2024	06/28/2024	29
CBNA Barletta Phase IIIA CSO JV	Sample	#1	SEP-2024	Composite	09/25/2024	10/30/2024	10/31/2024	1
CBNA Barletta Phase IIIA CSO JV	pH	#1	SEP-2024	pH	Not Applicable	10/30/2024	10/31/2024	1
CBNA Barletta Phase IIIA CSO JV	Sample	#2	APR-2024	Grab	04/01/2024	05/30/2024	06/24/2024	25

User Late Reports
Bucklin Point - 2024

Company Name	Report Type	Sample Location	Month/Year Satisfied	Sample Type	Sample Date	Due Date	Received Date	Days Late
Central Auto Radiator, Inc.	Sample	#1	APR-2024	Grab	04/30/2024	05/30/2024	05/31/2024	1
Central Auto Radiator, Inc.	pH	#1	AUG-2024	pH	Not Applicable	09/30/2024	10/03/2024	3
Central Auto Radiator, Inc.	pH	#1	MAR-2024	pH	Not Applicable	04/30/2024	05/10/2024	10
Central Auto Radiator, Inc.	pH	#1	SEP-2024	pH	Not Applicable	10/30/2024	11/13/2024	14
Central Auto Radiator, Inc.	Sample	#1	OCT-2024	Grab	10/30/2024	11/30/2024	12/16/2024	16
Central Auto Radiator, Inc.	pH	#1	JUN-2024	pH	Not Applicable	07/30/2024	08/21/2024	22
Central Auto Radiator, Inc.	pH	#1	MAY-2024	pH	Not Applicable	06/30/2024	07/26/2024	26
Chemart Company	pH	#1	NOV-2024	pH	Not Applicable	12/30/2024	02/05/2025	37
Chemart Company	Sample	#1	JUL-2024	Composite	09/23/2024	08/30/2024	10/11/2024	42
Cintas Corporation	Sample	#1	FEB-2024	Composite	02/20/2024	03/30/2024	04/08/2024	9
Cintas Corporation	pH	#1	APR-2024	pH	Not Applicable	05/30/2024	06/10/2024	11
Cintas Corporation	pH	#1	JAN-2024	pH	Not Applicable	03/01/2024	03/13/2024	12
Cintas Corporation	pH	#1	JUN-2024	pH	Not Applicable	07/30/2024	08/16/2024	17
City of Pawtucket	Sample	#1	JAN-2024	Grab	01/01/2024	03/01/2024	03/20/2024	19
Colbea Enterprises LLC	Sample	#1	JUL-2024	Grab	07/10/2024	08/30/2024	09/03/2024	4
Colonial Bakery	Sample	#1	AUG-2024	Grab	08/13/2024	09/30/2024	12/09/2024	70
Colonial Bakery	Sample	#1	APR-2024	Grab	05/21/2024	05/30/2024	08/26/2024	88
Colonial Bakery	Sample	#1	Oct-2024			11/30/2024		88
Comfort Dental II	Dental BMP Certification	Not Applicable	APR-2024	Not Applicable	Not Applicable	05/30/2024	07/05/2024	36
Compare Foods	Sample	#1	JUN-2024	Grab	08/07/2024	07/30/2024	08/26/2024	27
Conopco, Inc. (Site #1)	Sample	#1	NOV-2024	Composite	11/20/2024	12/30/2024	01/03/2025	4
Continental Plastics & Packaging	Sample	#1	JAN-2024	Grab	01/05/2024	03/01/2024	03/13/2024	12
Continental Plastics & Packaging	Sample	#1	JUL-2024	Grab	07/15/2024	08/30/2024	09/13/2024	14
Cumberland Dental	Dental BMP Certification	Not Applicable	DEC-2023	Not Applicable	Not Applicable	01/30/2024	02/23/2024	24
Cumberland Dental	Dental BMP Certification	Not Applicable	DEC-2024	Not Applicable	Not Applicable	01/30/2025		27
Cumberland Dental Specialists	Dental BMP Certification	Not Applicable	JUL-2024	Not Applicable	Not Applicable	08/30/2024	09/27/2024	28
Dean Auto Collision Center (Pawtucket)	Sample	#1	APR-2024	Grab	04/30/2024	05/30/2024	05/31/2024	1
Denison Pharmaceuticals, LLC	pH	#1	JAN-2024	pH	Not Applicable	03/01/2024	03/07/2024	6
Denison Pharmaceuticals, LLC	pH	#1	MAY-2024	pH	Not Applicable	06/30/2024	07/16/2024	16
Denison Pharmaceuticals, LLC	pH	#1	FEB-2024	pH	Not Applicable	03/30/2024	04/24/2024	25
Denison Pharmaceuticals, LLC	pH	#1	AUG-2024	pH	Not Applicable	09/30/2024	10/29/2024	29
Denison Pharmaceuticals, LLC	pH	#1	APR-2024	pH	Not Applicable	05/30/2024	07/16/2024	47
Denison Pharmaceuticals, LLC	Sample	#1	OCT-2024	Grab	12/16/2024	11/30/2024	01/23/2025	54
Denison Pharmaceuticals, LLC	pH	#1	JUL-2024	pH	Not Applicable	08/30/2024	10/29/2024	60
Denison Pharmaceuticals, LLC	Sample	#1	JUL-2024	Composite	08/29/2024	08/30/2024	11/29/2024	91
Dental Associates of Cumberland, Inc.	Dental BMP Certification	Not Applicable	JAN-2024	Not Applicable	Not Applicable	03/01/2024	03/11/2024	10
Dental Group of Pawtucket	Dental BMP Certification	Not Applicable	DEC-2023	Not Applicable	Not Applicable	01/30/2024	02/09/2024	10
Dental Solutions	Dental BMP Certification	Not Applicable	DEC-2023	Not Applicable	Not Applicable	01/30/2024	02/06/2024	7
Dental Solutions	Dental BMP Certification	Not Applicable	DEC-2024	Not Applicable	Not Applicable	01/30/2025		27
DG Cafe & Bakery	Sample	#1	APR-2024	Grab	07/19/2024	05/30/2024	07/31/2024	62
DG Cafe & Bakery	Sample	#1	OCT-2024	Grab	01/23/2025	11/30/2024	02/03/2025	65

User Late Reports
Bucklin Point - 2024

Company Name	Report Type	Sample Location	Month/Year Satisfied	Sample Type	Sample Date	Due Date	Received Date	Days Late
Diamond Hill Dental	Dental BMP Certification	Not Applicable	JUN-2024	Not Applicable	Not Applicable	07/30/2024	08/05/2024	6
Dimitri Ganim, DDS	Dental BMP Certification	Not Applicable	NOV-2024	Not Applicable	Not Applicable	12/30/2024	01/15/2025	16
Dupuis Oil	Sample	#1	OCT-2024	Grab	11/05/2024	11/30/2024	12/20/2024	20
El Salvador Bakery	Sample	#1	APR-2024	Grab	07/01/2024	05/30/2024	07/09/2024	40
Ennovi Adv. Mobility Solutions RI Inc.	Sample	#1	AUG-2024	Composite	08/21/2024	09/30/2024	10/02/2024	2
Ennovi Adv. Mobility Solutions RI Inc.	pH	#1	AUG-2024	pH	Not Applicable	09/30/2024	10/02/2024	2
Ennovi Adv. Mobility Solutions RI Inc.	Sample	#2	AUG-2024	Composite	08/21/2024	09/30/2024	10/02/2024	2
Family Smile Dental Care	Dental BMP Certification	Not Applicable	NOV-2024	Not Applicable	Not Applicable	12/30/2024	01/14/2025	15
Faria Meat Market, LLC	Sample	#1	JUL-2024	Grab	10/02/2024	08/30/2024	10/17/2024	48
Flor Di Brava Food Market	Sample	#1	APR-2024	Grab	02/27/2024	05/30/2024	07/01/2024	32
Flor Di Brava Food Market	Sample	#1	OCT-2024	Grab	12/19/2024	11/30/2024	02/12/2025	74
Frank Lizotte's Glass Co., Inc.	Zero Discharge Certification	Not Applicable	APR-2024	Not Applicable	Not Applicable	05/30/2024	06/07/2024	8
Frank Lizotte's Glass Co., Inc.	Zero Discharge Certification	Not Applicable	OCT-2024	Not Applicable	Not Applicable	11/30/2024	12/13/2024	13
GCVR Holdings, LLC	Sample	#1	APR-2024	Grab	05/23/2024	05/30/2024	06/05/2024	6
Gingersnaps Bakery	Sample	#1	Dec-2024			01/30/2025		27
Guntis Sweets, LLC	Sample	#1	APR-2024	Grab	04/30/2024	05/30/2024	06/10/2024	11
Harris Mutual	Zero Discharge Certification	Not Applicable	APR-2024	Not Applicable	Not Applicable	05/30/2024	06/17/2024	18
Harris Mutual	Zero Discharge Certification	Not Applicable	OCT-2024	Not Applicable	Not Applicable	11/30/2024	12/19/2024	19
Hart Engineering Corporation	Sample	#1	DEC-2024	Composite	12/18/2024	01/30/2025	02/20/2025	21
Highland Dental Group, Inc.	Dental BMP Certification	Not Applicable	APR-2024	Not Applicable	Not Applicable	05/30/2024	06/14/2024	15
HM Vincent, DMD, LLC	Dental BMP Certification	Not Applicable	DEC-2024	Not Applicable	Not Applicable	01/30/2025		27
Homestead Baking Company	Sample	#1	OCT-2024	Grab	10/17/2024	11/30/2024	12/02/2024	2
Hope Valley Industries	Zero Discharge Certification	Not Applicable	OCT-2024	Not Applicable	Not Applicable	11/30/2024	12/20/2024	20
Hope Valley Industries	Zero Discharge Certification	Not Applicable	OCT-2024	Not Applicable	Not Applicable	11/30/2024	12/20/2024	20
Hope Valley Industries	Zero Discharge Certification	Not Applicable	APR-2024	Not Applicable	Not Applicable	05/30/2024	06/28/2024	29
Isle Brewers Guild, LLC	pH	#1	JUN-2024	pH	Not Applicable	07/30/2024	07/31/2024	1
Isle Brewers Guild, LLC	pH	#1	NOV-2024	pH	Not Applicable	12/30/2024	12/31/2024	1
Isle Brewers Guild, LLC	Sample	#1	OCT-2024	Composite	10/29/2024	11/30/2024	12/02/2024	2
Isle Brewers Guild, LLC	pH	#1	MAY-2024	pH	Not Applicable	06/30/2024	07/02/2024	2
Isle Brewers Guild, LLC	pH	#1	OCT-2024	pH	Not Applicable	11/30/2024	12/02/2024	2
Isle Brewers Guild, LLC	pH	#1	DEC-2024	pH	Not Applicable	01/30/2025	02/03/2025	4
Isle Brewers Guild, LLC	pH	#1	JUL-2024	pH	Not Applicable	08/30/2024	09/10/2024	11
JAR Bakers Supply	Sample	#1	OCT-2024	Grab	11/22/2024	11/30/2024	12/05/2024	5
JAR Bakers Supply	Sample	#1	APR-2024	Grab	06/03/2024	05/30/2024	06/17/2024	18
Just Like Nana's LLC	Sample	#1	OCT-2024	Grab	12/02/2024	11/30/2024	12/13/2024	13
Just Like Nana's LLC	Sample	#1	SEP-2024	Grab	10/10/2024	10/30/2024	11/14/2024	15
K&W Webbing Company	pH	#1	DEC-2024	pH	Not Applicable	01/30/2025	01/31/2025	1
K&W Webbing Company	pH	#1	MAR-2024	pH	Not Applicable	04/30/2024	05/06/2024	6
K&W Webbing Company	pH	#1	SEP-2024	pH	Not Applicable	10/30/2024	11/05/2024	6
K&W Webbing Company	pH	#1	JUN-2024	pH	Not Applicable	07/30/2024	08/06/2024	7
K&W Webbing Company	pH	#1	JUL-2024	pH	Not Applicable	08/30/2024	09/10/2024	11

User Late Reports
Bucklin Point - 2024

Company Name	Report Type	Sample Location	Month/Year Satisfied	Sample Type	Sample Date	Due Date	Received Date	Days Late
K&W Webbing Company	pH	#1	JAN-2024	pH	Not Applicable	03/01/2024	03/13/2024	12
Kitchen & Countertop Center of New England	Zero Discharge Certification	Not Applicable	APR-2024	Not Applicable	Not Applicable	05/30/2024	06/13/2024	14
Kitchen & Countertop Center of New England	Zero Discharge Certification	Not Applicable	OCT-2024	Not Applicable	Not Applicable	11/30/2024		88
La Colmena	Sample	#1	Jul-2024			08/30/2024		180
La Colmena	Sample	#1	Jan-2024			03/01/2024		362
Lincoln Dental Care, LLC	Dental BMP Certification	Not Applicable	NOV-2024	Not Applicable	Not Applicable	12/30/2024	01/16/2025	17
Lincoln Public Schools	Sample	#1	MAR-2024	Grab	03/08/2024	04/30/2024	05/03/2024	3
Lindbergh Auto Body, Inc.	Sample	#1	JUL-2024	Grab	08/28/2024	08/30/2024	09/10/2024	11
Lindsay Brislin, DMD	Dental BMP Certification	Not Applicable	OCT-2024	Not Applicable	Not Applicable	11/30/2024	12/12/2024	12
Lydia A. Klufas, DDS	Dental BMP Certification	Not Applicable	DEC-2023	Not Applicable	Not Applicable	01/30/2024	02/08/2024	9
M & M NY System	Sample	#1	JAN-2024	Grab	03/04/2024	03/01/2024	03/20/2024	19
M&G Trucking and Transportation, Inc.	Sample	#1	APR-2024	Grab	04/01/2024	05/30/2024	06/06/2024	7
M&G Trucking and Transportation, Inc.	Sample	#1	OCT-2024	Grab	10/01/2024	11/30/2024	12/18/2024	18
MAG Ventures, Inc.	Sample	#1	OCT-2024	Grab	10/04/2024	11/30/2024	12/16/2024	16
MAG Ventures, Inc.	Sample	#1	APR-2024	Grab	08/09/2024	05/30/2024	08/09/2024	71
Magic Screen Printing	Sample	#1	Oct-2024			11/30/2024		88
Main Street Market, Inc.	Sample	#1	JUL-2024	Grab	10/16/2024	08/30/2024	10/29/2024	60
Main Street Market, Inc.	Sample	#1	JAN-2024	Grab	06/14/2024	03/01/2024	07/11/2024	132
Marigold Dental Studio, LLC	Dental BMP Certification	Not Applicable	FEB-2024	Not Applicable	Not Applicable	03/30/2024	04/08/2024	9
McMillan Metals LLC	Zero Discharge Certification	Not Applicable	NOV-2024	Not Applicable	Not Applicable	12/30/2024	01/02/2025	3
MDB-T LLC	Sample	#1	JUL-2024	Grab	07/25/2024	08/30/2024	10/24/2024	55
MDB-T LLC	Sample	#1	JAN-2024	Grab	04/09/2024	03/01/2024	04/26/2024	56
Mendon Dental	Dental BMP Certification	Not Applicable	SEP-2024	Not Applicable	Not Applicable	10/30/2024	11/15/2024	16
Michael Healy Designs, Inc.	Zero Discharge Certification	Not Applicable	JAN-2024	Not Applicable	Not Applicable	03/01/2024	03/07/2024	6
Michael Healy Designs, Inc.	Zero Discharge Certification	Not Applicable	SEP-2024	Not Applicable	Not Applicable	10/30/2024	11/05/2024	6
Michael Healy Designs, Inc.	Zero Discharge Certification	Not Applicable	MAR-2024	Not Applicable	Not Applicable	04/30/2024	05/15/2024	15
Michael Healy Designs, Inc.	Zero Discharge Certification	Not Applicable	JUL-2024	Not Applicable	Not Applicable	08/30/2024	09/18/2024	19
Michael Healy Designs, Inc.	Zero Discharge Certification	Not Applicable	NOV-2024	Not Applicable	Not Applicable	12/30/2024	01/22/2025	23
Michael Healy Designs, Inc.	Zero Discharge Certification	Not Applicable	MAY-2024	Not Applicable	Not Applicable	06/30/2024	07/24/2024	24
Michael Healy Designs, Inc.	Zero Discharge Certification	Not Applicable	DEC-2024	Not Applicable	Not Applicable	01/30/2025		27
Michael's Meats	Sample	#1	JUL-2024	Grab	08/13/2024	08/30/2024	10/07/2024	38
Michael's Meats	Sample	#1	JAN-2024	Grab	05/13/2024	03/01/2024	05/24/2024	84
Ming's Asian Street Food LLC	Sample	#1	Jul-2024			08/30/2024		180
Mother Earth Wellness	Zero Discharge Certification	Not Applicable	OCT-2024	Not Applicable	Not Applicable	11/30/2024	12/18/2024	18
Multi-Wall Pkg. a Div. of Signode Ind. Group	Zero Discharge Certification	Not Applicable	JUL-2024	Not Applicable	Not Applicable	08/30/2024	09/06/2024	7
Multi-Wall Pkg. a Div. of Signode Ind. Group	Zero Discharge Certification	Not Applicable	JAN-2024	Not Applicable	Not Applicable	03/01/2024	03/26/2024	25
New England Paper Tube Co.	Sample	#1	JUL-2024	Grab	09/20/2024	08/30/2024	09/30/2024	31
Ocean State Brewing, LLC	Sample	#1	APR-2024	Grab	06/06/2024	05/30/2024	06/14/2024	15
Ocean State Brewing, LLC	Sample	#1	OCT-2024	Grab	11/21/2024	11/30/2024	12/27/2024	27
Organic Dyes and Pigments, LLC.	pH	#1	OCT-2024	pH	Not Applicable	11/30/2024	12/09/2024	9
Orion Retail Services & Fixturing, Inc.	Zero Discharge Certification	Not Applicable	JUN-2024	Not Applicable	Not Applicable	07/30/2024	08/22/2024	23

User Late Reports
Bucklin Point - 2024

Company Name	Report Type	Sample Location	Month/Year Satisfied	Sample Type	Sample Date	Due Date	Received Date	Days Late
Palagis Ice Cream	Sample	#1	APR-2024	Grab	07/19/2024	05/30/2024	08/05/2024	67
Palate Pack	pH	#1	FEB-2024	pH	Not Applicable	03/30/2024	04/01/2024	2
Palate Pack	pH	#1	APR-2024	pH	Not Applicable	05/30/2024	06/17/2024	18
Palate Pack	pH	#1	OCT-2024	pH	Not Applicable	11/30/2024	12/19/2024	19
Palate Pack	Sample	#1	JUN-2024	Grab	07/01/2024	07/30/2024	08/19/2024	20
Palate Pack	Sample	#1	Dec-2024			01/30/2025		27
Palate Pack	pH	#1	Dec-2024	pH	Not Applicable	01/30/2025		27
Palate Pack	pH	#1	JAN-2024	pH	Not Applicable	03/01/2024	04/01/2024	31
Palate Pack	pH	#1	AUG-2024	pH	Not Applicable	09/30/2024	12/19/2024	80
Palate Pack	pH	#1	JUN-2024	pH	Not Applicable	07/30/2024	12/19/2024	142
Patriot Textiles, Inc.	pH	#1	SEP-2024	pH	Not Applicable	10/30/2024	11/06/2024	7
Patriot Textiles, Inc.	pH	#1	JUN-2024	pH	Not Applicable	07/30/2024	08/13/2024	14
Patriot Textiles, Inc.	Sample	#1	OCT-2024	Grab	10/04/2024	11/30/2024	12/19/2024	19
Pawtucket Lion Pizza, Inc.	Sample	#1	APR-2024	Grab	07/05/2024	05/30/2024	07/22/2024	53
Pawtucket Lion Pizza, Inc.	Sample	#1	OCT-2024	Grab	12/06/2024	11/30/2024	02/07/2025	69
PCL Fixtures, Inc.	Sample	#1	JUL-2024	Grab	07/31/2024	08/30/2024	09/23/2024	24
PCL Fixtures, Inc.	Sample	#2	JUL-2024	Grab	07/31/2024	08/30/2024	09/23/2024	24
Pedro Teixeira, DDS	Dental BMP Certification	Not Applicable	MAR-2024	Not Applicable	Not Applicable	04/30/2024	05/02/2024	2
Philip J. Calabro, D.M.D.	Dental BMP Certification	Not Applicable	APR-2024	Not Applicable	Not Applicable	05/30/2024	06/06/2024	7
Piatek Machine Co., Inc.	Zero Discharge Certification	Not Applicable	APR-2024	Not Applicable	Not Applicable	05/30/2024	06/17/2024	18
Polonia Market	Sample	#1	APR-2024	Grab	05/22/2024	05/30/2024	06/04/2024	5
Precise Products Company	Zero Discharge Certification	Not Applicable	OCT-2024	Not Applicable	Not Applicable	11/30/2024	12/09/2024	9
Precision Harley - Davidson, Inc.	Sample	#1	APR-2024	Grab	05/15/2024	05/30/2024	05/31/2024	1
Prysmian Cables and Systems USA, LLC	Sample	#1	NOV-2024	Composite	11/04/2024	12/30/2024	01/09/2025	10
Prysmian Cables and Systems USA, LLC	pH	#1	NOV-2024	pH	Not Applicable	12/30/2024	01/09/2025	10
Rand Whitney Southeast Container, LLC	Sample	#1	OCT-2024	Grab	12/02/2024	11/30/2024	12/06/2024	6
Ravenous Brewing Company	Sample	#1	OCT-2024	Grab	11/19/2024	11/30/2024	12/03/2024	3
RIDCO Casting Co.	pH	#1	MAR-2024	pH	Not Applicable	04/30/2024	05/06/2024	6
RIDCO Casting Co.	Zero Discharge Certification	Not Applicable	OCT-2024	Not Applicable	Not Applicable	11/30/2024	12/16/2024	16
Sandoval Car Wash, Inc	Sample	#1	APR-2024	Grab	04/19/2024	05/30/2024	07/19/2024	50
Schofield Printing, Inc.	Sample	#1	JAN-2024	Grab	03/13/2024	03/01/2024	03/13/2024	12
Seabra Foods III, Inc.	Sample	#1	Dec-2024			01/30/2025		27
Seabra Foods III, Inc.	Sample	#1	SEP-2024	Grab	12/27/2024	10/30/2024	02/12/2025	105
Seabra Foods III, Inc.	Sample	#1	MAR-2024	Grab	08/02/2024	04/30/2024	08/28/2024	120
Seabra Foods III, Inc.	Sample	#1	JUN-2024	Grab	12/02/2024	07/30/2024	01/14/2025	168
Seabra Foods III, Inc.	Sample	#2	Dec-2024			01/30/2025		27
Seabra Foods III, Inc.	Sample	#2	SEP-2024	Grab	12/27/2024	10/30/2024	02/12/2025	105
Seabra Foods III, Inc.	Sample	#2	MAR-2024	Grab	08/02/2024	04/30/2024	08/28/2024	120
Seabra Foods III, Inc.	Sample	#2	JUN-2024	Grab	12/02/2024	07/30/2024	01/14/2025	168
Seabra Foods III, Inc.	Sample	#3	Dec-2024			01/30/2025		27
Seabra Foods III, Inc.	Sample	#3	SEP-2024	Grab	12/27/2024	10/30/2024	02/12/2025	105

User Late Reports
Bucklin Point - 2024

Company Name	Report Type	Sample Location	Month/Year Satisfied	Sample Type	Sample Date	Due Date	Received Date	Days Late
Seabra Foods III, Inc.	Sample	#3	MAR-2024	Grab	08/02/2024	04/30/2024	08/28/2024	120
Seabra Foods III, Inc.	Sample	#3	JUN-2024	Grab	12/02/2024	07/30/2024	01/14/2025	168
Spirit Recognition	Sample	#1	APR-2024	Grab	06/12/2024	05/30/2024	06/24/2024	25
Stop & Shop Supermarket #710	Sample	#1	OCT-2024	Grab	10/09/2024	11/30/2024	12/19/2024	19
Stop & Shop Supermarket #710	Sample	#1	OCT-2024	Grab	10/17/2024	11/30/2024	12/19/2024	19
Stop & Shop Supermarket #710	Sample	#1	SEP-2024	Grab	09/30/2024	10/30/2024	12/19/2024	50
Stop & Shop Supermarket #712	Sample	#1	OCT-2024	Grab	10/09/2024	11/30/2024	12/19/2024	19
Stop & Shop Supermarket #712	Sample	#1	OCT-2024	Grab	10/17/2024	11/30/2024	12/19/2024	19
Stop & Shop Supermarket #712	Sample	#1	SEP-2024	Grab	09/30/2024	10/30/2024	12/19/2024	50
Summit Manufacturing Corporation	Sample	#1	NOV-2024	Grab	11/30/2024	12/30/2024	01/07/2025	8
Summit Manufacturing Corporation	pH	#1	NOV-2024	pH	Not Applicable	12/30/2024	01/07/2025	8
Summit Manufacturing Corporation	Sample	#1	JAN-2024	Composite	01/02/2024	03/01/2024	03/11/2024	10
Summit Manufacturing Corporation	pH	#1	JAN-2024	pH	Not Applicable	03/01/2024	03/11/2024	10
Summit Manufacturing Corporation	Sample	#1	FEB-2024	Composite	02/28/2024	03/30/2024	04/15/2024	16
Summit Manufacturing Corporation	Sample	#1	OCT-2024	Grab	10/31/2024	11/30/2024	01/07/2025	38
Summit Manufacturing Corporation	pH	#1	OCT-2024	pH	Not Applicable	11/30/2024	01/07/2025	38
Summit Manufacturing Corporation	Sample	#1	SEP-2024	Grab	09/30/2024	10/30/2024	01/07/2025	69
Summit Manufacturing Corporation	pH	#1	SEP-2024	pH	Not Applicable	10/30/2024	01/07/2025	69
Summit Manufacturing Corporation	Sample	#1	AUG-2024	Grab	08/31/2024	09/30/2024	01/07/2025	99
Summit Manufacturing Corporation	pH	#1	AUG-2024	pH	Not Applicable	09/30/2024	01/07/2025	99
Summit Manufacturing Corporation	Sample	#1	JUL-2024	Grab	07/31/2024	08/30/2024	01/07/2025	130
Summit Manufacturing Corporation	pH	#1	JUL-2024	pH	Not Applicable	08/30/2024	01/07/2025	130
Summit Manufacturing Corporation	Sample	#1	JUN-2024	Grab	06/30/2024	07/30/2024	01/07/2025	161
Summit Manufacturing Corporation	pH	#1	JUN-2024	pH	Not Applicable	07/30/2024	01/07/2025	161
Summit Manufacturing Corporation	Sample	#1	MAY-2024	Grab	05/31/2024	06/30/2024	01/07/2025	191
Summit Manufacturing Corporation	pH	#1	MAY-2024	pH	Not Applicable	06/30/2024	01/07/2025	191
Summit Manufacturing Corporation	pH	#1	APR-2024	pH	Not Applicable	05/30/2024	01/07/2025	222
Summit Manufacturing Corporation	pH	#1	MAR-2024	pH	Not Applicable	04/30/2024	01/07/2025	252
Summit Manufacturing Corporation	Sample	#1	Apr-2024			05/30/2024		272
Summit Manufacturing Corporation	pH	#1	FEB-2024	pH	Not Applicable	03/30/2024	01/07/2025	283
Swissline Precision, LLC.	Zero Discharge Certification	Not Applicable	JUL-2024	Not Applicable	Not Applicable	08/30/2024	09/11/2024	12
Swissline Precision, LLC.	Zero Discharge Certification	Not Applicable	JAN-2024	Not Applicable	Not Applicable	03/01/2024	03/29/2024	28
Synagro Northeast, LLC	Sample	#1	MAR-2024	Composite	04/22/2024	04/30/2024	05/20/2024	20
Synagro Northeast, LLC	Sample	#1	MAR-2024	Composite	04/26/2024	04/30/2024	05/20/2024	20
The Stop & Shop Supermarket Co. LLC	Sample	#1	DEC-2024	Grab	01/21/2025	01/30/2025	01/31/2025	1
Tiffany and Company	Sample	#1	APR-2024	Composite	06/11/2024	05/30/2024	06/26/2024	27
Top Shell LLC	Sample	#1	APR-2024	Grab	06/11/2024	05/30/2024	06/21/2024	22
Top Shell LLC	Sample	#1	OCT-2024	Grab	11/21/2024	11/30/2024	01/14/2025	45
Tourister Dental Associates	Dental BMP Certification	Not Applicable	DEC-2024	Not Applicable	Not Applicable	01/30/2025		27
Tracey Gear Inc.	Zero Discharge Certification	Not Applicable	JAN-2024	Not Applicable	Not Applicable	03/01/2024	03/06/2024	5
Tracey Gear Inc.	Zero Discharge Certification	Not Applicable	JUL-2024	Not Applicable	Not Applicable	08/30/2024	09/11/2024	12

User Late Reports
Bucklin Point - 2024

Company Name	Report Type	Sample Location	Month/Year Satisfied	Sample Type	Sample Date	Due Date	Received Date	Days Late
V. George Rustigian Rugs Inc.	pH	#1	MAY-2024	pH	Not Applicable	06/30/2024	07/01/2024	1
V. George Rustigian Rugs Inc.	pH	#1	MAR-2024	pH	Not Applicable	04/30/2024	05/13/2024	13
V. George Rustigian Rugs Inc.	pH	#1	APR-2024	pH	Not Applicable	05/30/2024	07/01/2024	32
V. George Rustigian Rugs Inc.	pH	#2	MAY-2024	pH	Not Applicable	06/30/2024	07/01/2024	1
V. George Rustigian Rugs Inc.	pH	#2	MAR-2024	pH	Not Applicable	04/30/2024	05/13/2024	13
V. George Rustigian Rugs Inc.	pH	#2	APR-2024	pH	Not Applicable	05/30/2024	07/01/2024	32
Vicente's Supermarket	Sample	#1	DEC-2024	Grab	12/02/2024	01/30/2025	02/05/2025	6
Vicente's Supermarket	Sample	#1	FEB-2024	Grab	02/29/2024	03/30/2024	04/24/2024	25
Vicente's Supermarket	Sample	#1	AUG-2024	Grab	08/30/2024	09/30/2024	11/06/2024	37
Vicente's Supermarket	Sample	#1	NOV-2024	Grab	11/22/2024	12/30/2024	02/05/2025	37
Vicente's Supermarket	Sample	#1	NOV-2024	Grab	11/25/2024	12/30/2024	02/05/2025	37
Vicente's Supermarket	Sample	#1	NOV-2024	Grab	11/26/2024	12/30/2024	02/05/2025	37
Vicente's Supermarket	Sample	#1	NOV-2024	Grab	11/27/2024	12/30/2024	02/05/2025	37
Vicente's Supermarket	Sample	#1	MAY-2024	Grab	05/28/2024	06/30/2024	08/28/2024	59
Xalli's Sweets	Sample	#1	APR-2024	Grab	08/28/2024	05/30/2024	09/10/2024	103
Yovani's Pizza	Sample	#1	Sep-2024			10/30/2024		119
Yovani's Pizza	Sample	#1	Mar-2024			04/30/2024		302
Zaccagnini's Pastry Shoppe	Sample	#1	APR-2024	Grab	05/17/2024	05/30/2024	06/05/2024	6
Zoll Medical Corporation	Sample	#1	JUL-2024	Grab	07/25/2024	08/30/2024	09/20/2024	21

USER REQUIREMENTS

BUCKLIN POINT

User Requirements
Bucklin Point - 2024

Company Name	Submittal	Issue Date	Due Date	Received Date	Days Late
593 Mineral Spring Avenue Associates, LLC	Permit Application	09/10/2024	10/10/2024	09/18/2024	0
593 Mineral Spring Avenue Associates, LLC	Permit Application Fee	09/10/2024	10/10/2024	09/18/2024	0
A+J Enterprises, LLC	Permit Application Fee	10/10/2024	10/23/2024	11/12/2024	20
A+J Enterprises, LLC	Permit Application	10/10/2024	10/23/2024	11/12/2024	20
APBVP, Inc.	Permit Application	04/15/2024	05/15/2024	05/02/2024	0
APBVP, Inc.	Permit Application Fee	04/15/2024	05/15/2024	05/02/2024	0
Accent Plating Company	Other	05/10/2024	05/31/2024	05/31/2024	0
Agar Machining & Welding, Inc.	Permit Application	10/09/2024	11/08/2024	10/18/2024	0
Agar Machining & Welding, Inc.	Permit Application Fee	10/09/2024	11/08/2024	10/18/2024	0
Aladdin Club	Permit Application Fee	04/23/2024	05/24/2024	05/17/2024	0
Aladdin Club	Permit Application	04/23/2024	05/24/2024	05/17/2024	0
Alves and Sons Bakery	Sign & Return Report	02/07/2024	03/08/2024	02/20/2024	0
Alves and Sons Bakery	Permit Application	04/15/2024	05/15/2024	06/05/2024	21
Alves and Sons Bakery	Permit Application Fee	04/15/2024	05/15/2024	06/05/2024	21
Arigna Irish Pub	Repair Grease Trap	02/28/2024	03/13/2024	07/01/2024	110
Aspen Aerogels Rhode Island, LLC	Resampling Results for _____	01/22/2024	03/08/2024	03/19/2024	11
Aspen Aerogels Rhode Island, LLC	Resampling Results for _____	01/22/2024	03/08/2024	03/19/2024	11
Aspen Aerogels Rhode Island, LLC	Resampling Results for _____	03/19/2024	05/10/2024	05/22/2024	12
Aspen Aerogels Rhode Island, LLC	Resampling Results for _____	03/19/2024	05/10/2024	05/22/2024	12
Aspen Aerogels Rhode Island, LLC	SNC Public Notice Reimbursement	04/15/2024	05/15/2024	07/31/2024	77
Aspen Aerogels Rhode Island, LLC	Resampling Results for _____	05/22/2024	07/12/2024	07/16/2024	4
Aspen Aerogels Rhode Island, LLC	Resampling Results for _____	07/16/2024	09/06/2024	11/07/2024	62
Aspen Aerogels Rhode Island, LLC	Resampling Results for _____	10/28/2024	12/20/2024	11/13/2024	0
Aspen Aerogels Rhode Island, LLC	Resampling Results for _____	11/13/2024	01/03/2025	12/30/2024	0
Aspen Aerogels Rhode Island, LLC	Resampling Results for _____	12/30/2024	02/21/2025		5
Auto Parts Group Southwest LLC	Signed Permit	01/02/2024	01/28/2024	01/17/2024	0
B+M Clambake Co.	Permit Application	09/23/2024	09/23/2024	09/23/2024	0
B+M Clambake Co.	Permit Application Fee	09/23/2024	09/23/2024	09/23/2024	0
BEST Engineered Surface Technologies, LLC	Permit Application	06/11/2024	07/11/2024	07/16/2024	5
BEST Engineered Surface Technologies, LLC	Permit Application Fee	06/11/2024	07/11/2024	07/16/2024	5
Baja's Mexican Grill	Permit Application Fee	04/11/2024	05/11/2024	08/15/2024	96
Baja's Mexican Grill	Permit Application	04/11/2024	05/11/2024	08/15/2024	96
Banai Bro of Lincoln LLC	Permit Application	08/06/2024	09/05/2024	10/07/2024	32
Banai Bro of Lincoln LLC	Permit Application Fee	08/06/2024	09/05/2024	10/07/2024	32
Bank of America	Permit Application Fee	08/06/2024	09/05/2024	08/26/2024	0
Bank of America	Permit Application	08/06/2024	09/05/2024	08/26/2024	0
Barletta Heavy Division	Resampling Results for _____	02/01/2024	03/22/2024	04/11/2024	20
Barletta Heavy Division	Resampling Results for _____	02/01/2024	02/01/2024	03/30/2024	58
Barletta Heavy Division	Resampling Results for _____	04/12/2024	05/24/2024	05/23/2024	0
Barletta Heavy Division	Analytical Results for _____	10/01/2024	10/31/2024	10/11/2024	0
Bel Sogno Bar and Grill	Permit Application	07/25/2024	08/24/2024		186
Bel Sogno Bar and Grill	Permit Application Fee	07/25/2024	08/24/2024		186
Blackstone Donuts, Inc.	Permit Application	03/04/2024	03/30/2024	04/30/2024	31
Blackstone Donuts, Inc.	Permit Application	03/04/2024	04/30/2024	03/20/2024	0
Blackstone Donuts, Inc.	Permit Application Fee	03/04/2024	04/30/2024	03/20/2024	0
Blackstone Valley Community Health	Permit Application	01/12/2024	02/29/2024	03/04/2024	4
Blackstone Valley Community Health	Permit Application Fee	01/12/2024	02/29/2024	03/04/2024	4
Boss Pizza & Grill	Process Plans	07/24/2024	08/24/2024	08/21/2024	0
Boss Pizza & Grill	Permit Application	07/24/2024	08/24/2024	08/05/2024	0
Boss Pizza & Grill	Permit Application Fee	07/24/2024	08/24/2024	08/05/2024	0
Boys and Girls Club of Northern Rhode Island	Permit Application Fee	08/06/2024	09/05/2024	12/19/2024	105
Boys and Girls Club of Northern Rhode Island	Permit Application	08/06/2024	09/05/2024	12/19/2024	105
Boys and Girls Club of Pawtucket	Permit Application Fee	02/15/2024	03/15/2024	03/13/2024	0
Boys and Girls Club of Pawtucket	Permit Application	02/15/2024	03/15/2024	03/13/2024	0
Bright Dents, LLC	Permit Application Fee	05/29/2024	06/27/2024	06/13/2024	0
Bright Dents, LLC	One-Time Compliance Report for Dental Facilities	05/29/2024	06/27/2024	06/13/2024	0
Bright Dents, LLC	Pretreatment Plans	05/29/2024	06/27/2024	08/09/2024	43
Bright Dents, LLC	Permit Application	05/29/2024	06/27/2024	08/09/2024	43
Bubble Wash	Permit Application	06/11/2024	07/10/2024	10/17/2024	99
Bubble Wash	Permit Application Fee	06/11/2024	07/10/2024	10/17/2024	99

User Requirements
Bucklin Point - 2024

Company Name	Submittal	Issue Date	Due Date	Received Date	Days Late
Burton M. Ogata, D.M.D	Permit Application Fee	01/18/2024	02/18/2024	01/25/2024	0
Burton M. Ogata, D.M.D	Permit Application	01/18/2024	02/18/2024	01/25/2024	0
CBNA Barletta Phase IIIA CSO JV - Drop Shaft	Resampling Results for _____	01/03/2024	02/21/2024	02/26/2024	5
CVS Caremark Corp. (2100 Highland Drive)	Other	02/07/2024	03/08/2024	02/26/2024	0
CVS Caremark Corp. (2100 Highland Drive)	Permit Application	04/18/2024	05/20/2024	05/17/2024	0
CVS Caremark Corp. (2100 Highland Drive)	Permit Application Fee	04/18/2024	05/20/2024	06/05/2024	16
California Taco Shop (Dexter)	Permit Application Fee	05/28/2024	06/28/2024		243
California Taco Shop (Dexter)	Process Plans	05/28/2024	06/28/2024		243
California Taco Shop (Dexter)	Permit Application	05/28/2024	06/28/2024		243
Calise & Sons Bakery	Analytical Results for _____	01/02/2024	02/01/2024	02/27/2024	26
Calise & Sons Bakery	Resampling Results for _____	02/27/2024	04/01/2024	03/14/2024	0
Calise & Sons Bakery	Permit Application	10/09/2024	11/08/2024	12/13/2024	35
Calise & Sons Bakery	Permit Application Fee	10/09/2024	11/08/2024	12/13/2024	35
Carlisle Coatings and Waterproofing, Inc.	Permit Application	03/14/2024	04/15/2024	06/13/2024	59
Carlisle Coatings and Waterproofing, Inc.	Permit Application Fee	03/14/2024	04/15/2024	06/13/2024	59
Carlisle Coatings and Waterproofing, Inc.	Signed Permit	09/23/2024	10/16/2024	09/30/2024	0
Catanzaro Food Products, Inc.	Permit Application	09/10/2024	10/10/2024	10/29/2024	19
Catanzaro Food Products, Inc.	Permit Application Fee	09/10/2024	10/10/2024	11/04/2024	25
Cave, LLC	Permit Application	07/03/2024	08/02/2024	10/07/2024	66
Cave, LLC	Permit Application Fee	07/03/2024	08/02/2024	10/07/2024	66
Central Auto Radiator, Inc.	Permit Application Fee	01/08/2024	02/07/2024	02/02/2024	0
Central Auto Radiator, Inc.	Permit Application	01/08/2024	02/07/2024	02/02/2024	0
Central Falls School District	Permit Application	05/09/2024	06/30/2024	06/14/2024	0
Central Falls School District	Permit Application Fee	05/09/2024	06/30/2024	06/14/2024	0
Central Falls School District	Process Plans	05/09/2024	06/30/2024	08/13/2024	44
Central Falls School District	Other	07/24/2024	08/23/2024	08/13/2024	0
Central Falls School District	Pretreatment Plans	08/27/2024	09/20/2024	09/13/2024	0
Central Laundry Inc.	Permit Application	10/09/2024	11/08/2024	11/12/2024	4
Central Laundry Inc.	Permit Application Fee	10/09/2024	11/08/2024	11/12/2024	4
Charles E. Shea High School	Permit Application	04/03/2024	05/03/2024	05/13/2024	10
Charles E. Shea High School	Permit Application Fee	04/03/2024	05/03/2024	05/13/2024	10
Chemart Company	Analytical Results for _____	01/03/2024	02/16/2024	02/09/2024	0
Chemart Company	Analytical Results for _____	01/03/2024	02/16/2024	02/09/2024	0
Chemart Company	Sign & Return Report	02/15/2024	03/01/2024	02/26/2024	0
Chemart Company	Other	04/16/2024	05/17/2024	04/18/2024	0
Chemart Company	Analytical Results for _____	09/19/2024	10/19/2024	10/11/2024	0
Chi Foods, LLC	Permit Application	03/04/2024	03/30/2024	04/17/2024	18
Chi Foods, LLC	Permit Application Fee	03/04/2024	03/30/2024	04/17/2024	18
Chi Foods, LLC	Permit Application Fee	04/18/2024	05/30/2024	05/06/2024	0
Chi Foods, LLC	Permit Application	04/18/2024	05/30/2024	05/06/2024	0
Cineworld of Florida	Permit Application Fee	02/15/2024	03/15/2024	05/10/2024	56
Cineworld of Florida	Permit Application	02/15/2024	03/15/2024	05/10/2024	56
Cintas Corporation	Resampling Results for _____	01/17/2024	03/06/2024	01/22/2024	0
Cintas Corporation	Other	01/17/2024	01/31/2024	02/12/2024	12
Cintas Corporation	Resampling Results for _____	01/24/2024	03/13/2024	02/01/2024	0
Cintas Corporation	Resampling Results for _____	02/15/2024	04/04/2024	02/22/2024	0
Cintas Corporation	Sign & Return Report	02/20/2024	03/08/2024	03/06/2024	0
Cintas Corporation	SNC Public Notice Reimbursement	04/15/2024	05/15/2024	04/29/2024	0
Cintas Corporation	Resampling Results for _____	04/17/2024	06/05/2024	05/13/2024	0
Cintas Corporation	Analytical Results for _____	04/19/2024	06/03/2024	04/25/2024	0
Cintas Corporation	Sign & Return Report	04/19/2024	05/03/2024	05/03/2024	0
Cintas Corporation	Resampling Results for _____	05/14/2024	07/02/2024	05/13/2024	0
Cintas Corporation	Resampling Results for _____	05/29/2024	07/17/2024	06/10/2024	0
Cintas Corporation	Resampling Results for _____	06/13/2024	08/01/2024	07/01/2024	0
Cintas Corporation	Resampling Results for _____	06/13/2024	08/01/2024	08/08/2024	7
Cintas Corporation	Resampling Results for _____	09/23/2024	11/11/2024	10/01/2024	0
Cintas Corporation	Resampling Results for _____	10/08/2024	11/26/2024	10/29/2024	0
Cintas Corporation	Resampling Results for _____	11/05/2024	12/24/2024	11/13/2024	0
Cintas Corporation	Resampling Results for _____	11/14/2024	01/02/2025	11/27/2024	0
Cintas Corporation	Resampling Results for _____	12/05/2024	01/23/2025	12/11/2024	0

User Requirements
Bucklin Point - 2024

Company Name	Submittal	Issue Date	Due Date	Received Date	Days Late
Cintas Corporation	Resampling Results for _____	12/19/2024	02/06/2025	01/09/2025	0
City of Pawtucket - Public Works	SNC Public Notice Reimbursement	04/15/2024	05/15/2024	05/01/2024	0
Coia Sanitation Services	Permit Application Fee	06/17/2024	07/31/2024	08/05/2024	5
Coia Sanitation Services	Permit Application	06/17/2024	07/31/2024	08/05/2024	5
Colbea Enterprises LLC	Permit Application	04/09/2024	05/09/2024	07/30/2024	82
Colbea Enterprises LLC	Permit Application Fee	04/09/2024	05/09/2024	11/12/2024	187
Colbea Enterprises, L.L.C.	Sign & Return Report	08/16/2024	08/29/2024	11/08/2024	71
Commonwealth Liquid Products, LLC	Sign & Return Report	01/16/2024	02/07/2024	01/24/2024	0
Cool Air Creations Inc.	Permit Application	10/09/2024	11/08/2024	10/21/2024	0
Cool Air Creations Inc.	Permit Application Fee	10/09/2024	11/08/2024	10/21/2024	0
Cottage Street Donuts	Permit Application	08/14/2024	09/16/2024	09/20/2024	4
Cottage Street Donuts	Permit Application Fee	08/14/2024	09/16/2024	09/20/2024	4
Crest Manufacturing Company	Permit Application	12/12/2024	01/11/2025	12/27/2024	0
Crest Manufacturing Company	Permit Application Fee	12/12/2024	01/11/2025	12/27/2024	0
Cuisine Del Mar	Repair Grease Trap	06/12/2024	06/30/2024	07/25/2024	25
Cumberland Farms	Permit Application Fee	03/04/2024	04/03/2024	04/10/2024	7
Cumberland Farms	Permit Application	03/04/2024	04/03/2024	04/26/2024	23
Cumberland School Department	Pretreatment Plans	01/08/2024	01/30/2024	02/08/2024	9
Cumberland School Department	Pretreatment Plans	01/08/2024	01/30/2024	02/08/2024	9
Cumberland School Department	Replumb Cooling Water	01/08/2024	03/30/2024	02/08/2024	0
Cumberland School Department	Install Pretreatment System	01/08/2024	03/30/2024	02/08/2024	0
Cumberland School Department	Repair Grease Trap	01/08/2024	03/30/2024	02/08/2024	0
Cumberland School Department	Install Pretreatment System	01/08/2024	03/30/2024	02/08/2024	0
Cumberland School Department	Repair Grease Trap	01/08/2024	03/30/2024	05/15/2024	46
Cumberland School Department	Pretreatment Plans	01/08/2024	01/30/2024	02/08/2024	9
Cumberland School Department	Repair Grease Trap	01/08/2024	03/30/2024	02/08/2024	0
Cumberland School Department	Permit Application	04/29/2024	05/29/2024	05/15/2024	0
Cumberland School Department	Permit Application Fee	04/29/2024	05/29/2024	05/15/2024	0
Cumberland School Department	Permit Application	05/08/2024	06/08/2024	05/14/2024	0
D.E. Foods, LLC	Permit Application Fee	04/17/2024	05/17/2024	05/09/2024	0
D.E. Foods, LLC	Permit Application	04/17/2024	05/17/2024	05/09/2024	0
DG Cafe & Bakery	Permit Application	12/03/2024	01/02/2025	01/16/2025	14
DG Cafe & Bakery	Permit Application Fee	12/03/2024	01/02/2025	01/16/2025	14
Daiohs U.S.A. Inc.	Permit Application	10/09/2024	11/08/2024	11/27/2024	19
Daiohs U.S.A. Inc.	Permit Application Fee	10/09/2024	11/08/2024	11/20/2024	12
Dave's Marketplace	Other	08/08/2024	08/27/2024	08/20/2024	0
Denison Pharmaceuticals, LLC	Resampling Results for _____	01/24/2024	02/22/2024	02/15/2024	0
Denison Pharmaceuticals, LLC	Resampling Results for _____	02/22/2024	04/11/2024	10/29/2024	201
Denison Pharmaceuticals, LLC	Resampling Results for _____	02/22/2024	04/11/2024	04/24/2024	13
Denison Pharmaceuticals, LLC	Analytical Results for _____	02/29/2024	04/01/2024	04/01/2024	0
Denison Pharmaceuticals, LLC	SNC Public Notice Reimbursement	04/15/2024	05/15/2024	05/28/2024	13
Denison Pharmaceuticals, LLC	Resampling Results for _____	05/08/2024	06/26/2024		245
Denison Pharmaceuticals, LLC	Analytical Results for _____	05/08/2024	06/07/2024	11/04/2024	150
Denison Pharmaceuticals, LLC	Sign & Return Report	05/14/2024	05/29/2024	06/04/2024	6
Denison Pharmaceuticals, LLC	Resampling Results for _____	11/01/2024	12/20/2024	11/05/2024	0
Denison Pharmaceuticals, LLC	Sign & Return Report	11/27/2024	12/27/2024		61
Denison Pharmaceuticals, LLC	Resampling Results for _____	12/05/2024	01/23/2025		34
Dental Group of Pawtucket	Permit Application	03/04/2024	03/30/2024	03/21/2024	0
Dental Group of Pawtucket	Permit Application Fee	03/04/2024	03/30/2024	03/21/2024	0
Diamond Cleaners, Inc.	Permit Application	12/12/2024	01/11/2025	01/06/2025	0
Diamond Cleaners, Inc.	Permit Application Fee	12/12/2024	01/11/2025	01/06/2025	0
Eaton Corporation	Signed Permit	05/08/2024	06/07/2024	06/06/2024	0
Ecological Fibers, Inc.	Submit Report on Manhole Violations	01/29/2024	02/29/2024	02/05/2024	0
Ecological Fibers, Inc.	Resampling Results for _____	05/17/2024	07/05/2024	06/26/2024	0
Ecological Fibers, Inc.	Other	06/03/2024	06/08/2024	06/03/2024	0
Ecological Fibers, Inc.	Resampling Results for _____	07/12/2024	08/30/2024	07/30/2024	0
Ecological Fibers, Inc.	Process Plans	12/19/2024	01/15/2025	01/06/2025	0
El Gran Jaguar	Permit Application Fee	09/25/2024	10/25/2024	11/13/2024	19
El Gran Jaguar	Permit Application	09/25/2024	10/25/2024	11/13/2024	19
El Gran Jaguar	Process Plans	09/25/2024	10/25/2024	11/13/2024	19

User Requirements
Bucklin Point - 2024

Company Name	Submittal	Issue Date	Due Date	Received Date	Days Late
El Salvador Bakery	Permit Application	04/15/2024	05/15/2024	08/05/2024	82
El Salvador Bakery	Permit Application Fee	04/15/2024	05/15/2024	08/05/2024	82
El Salvador Bakery	Permit Application Fee	04/15/2024	05/15/2024	09/11/2024	119
Ennovi Adv. Mobility Solutions RI Inc.	Other	02/15/2024	03/15/2024	02/22/2024	0
Everett Charles Tech Inc.	Permit Application Fee	10/09/2024	11/08/2024	11/04/2024	0
Everett Charles Tech Inc.	Permit Application	10/09/2024	11/08/2024	11/04/2024	0
Faria Meat Market, LLC	Permit Application	03/14/2024	04/14/2024	03/20/2024	0
Faria Meat Market, LLC	Process Plans	03/14/2024	04/14/2024	03/20/2024	0
Faria Meat Market, LLC	Permit Application Fee	03/14/2024	04/14/2024	03/20/2024	0
Finish Line Car Wash, LLC	Permit Application	10/08/2024	11/07/2024	10/21/2024	0
Finish Line Car Wash, LLC	Permit Application Fee	10/08/2024	11/07/2024	10/21/2024	0
Finlay Extracts & Ingredients USA, Inc.	Analytical Results for _____	08/01/2024	08/31/2024	08/26/2024	0
Freeway Laundry II	Permit Application	10/09/2024	11/09/2024	12/05/2024	26
Freeway Laundry II	Permit Application Fee	10/09/2024	11/09/2024	12/05/2024	26
Fuller Packaging, Inc.	Other	12/17/2024	01/10/2025	01/22/2025	12
G.B. Donuts of RI Inc.	Other	08/08/2024	08/27/2024	09/23/2024	27
Garden Grille	Repair Grease Trap	11/29/2024	12/30/2024	01/16/2025	17
Gate House Kitchens - Cumberland LLC	Pretreatment Plans	11/13/2024	12/13/2024	11/25/2024	0
Gate House Kitchens - Cumberland LLC	Pretreatment Plans	11/13/2024	12/13/2024	11/25/2024	0
Gate House Kitchens - Cumberland LLC	Permit Application Fee	11/13/2024	12/13/2024	11/25/2024	0
Good Eats, Inc.	Permit Application Fee	08/07/2024	10/15/2024	09/23/2024	0
Good Eats, Inc.	Permit Application	08/07/2024	10/15/2024	09/23/2024	0
H&R Paving and Excavation, Inc.	Permit Application	01/24/2024	01/24/2024	01/24/2024	0
H&R Paving and Excavation, Inc.	Permit Application Fee	01/24/2024	01/24/2024	01/24/2024	0
HP Services, Inc.	Permit Application	12/17/2024	01/16/2025	01/15/2025	0
HP Services, Inc.	Permit Application Fee	12/17/2024	01/16/2025	02/03/2025	18
Hart Engineering Corporation	Five Day Sampling Results	06/03/2024	07/30/2024	07/08/2024	0
Hart Engineering Corporation	40 CFR 136 Notification	08/15/2024	09/13/2024	09/03/2024	0
Hartley's Pork Pies	Sign & Return Report	04/19/2024	05/30/2024	05/20/2024	0
Hasbro, Inc.	Permit Application Fee	03/06/2024	04/06/2024	04/16/2024	10
Hazel Origin Coffee	Permit Application Fee	03/07/2024	04/07/2024	06/25/2024	79
Hazel Origin Coffee	Permit Application	03/07/2024	04/07/2024	06/25/2024	79
Hazel Origin Coffee	Pretreatment Plans	07/26/2024	08/26/2024	09/18/2024	23
Hazel Origin Coffee	Install Grease Removal Unit	07/26/2024	09/26/2024	09/18/2024	0
Hazel Origin Coffee	Other	10/07/2024	10/31/2024	11/26/2024	26
Highland Dental Group, Inc.	Permit Application Fee	02/15/2024	03/15/2024	03/26/2024	11
Highland Dental Group, Inc.	Permit Application	02/15/2024	03/15/2024	03/26/2024	11
Highland Equities, LLC	Permit Application	07/02/2024	08/02/2024	09/30/2024	59
Highland Equities, LLC	Permit Application Fee	07/02/2024	08/02/2024	09/30/2024	59
Highland Equities, LLC	Pretreatment Plans	07/02/2024	08/02/2024	11/06/2024	96
Highland Equities, LLC	Pretreatment Plans	11/04/2024	12/04/2024	01/16/2025	43
Hope Valley Industries	Process Plans	06/13/2024	07/13/2024	08/13/2024	31
Hope Valley Industries	Permit Application	06/13/2024	07/13/2024	07/16/2024	3
Hope Valley Industries	Permit Application Fee	06/13/2024	07/13/2024	07/16/2024	3
Hord Crystal Corporation	SNC Public Notice Reimbursement	04/15/2024	05/15/2024	08/02/2024	79
Howley Bread Group	Permit Application	01/16/2024	01/30/2024	04/01/2024	62
Howley Bread Group	Permit Application Fee	01/16/2024	01/30/2024	04/01/2024	62
Hyde Park Burgers, LLC	Permit Application	03/04/2024	04/03/2024	06/24/2024	82
Hyde Park Burgers, LLC	Permit Application Fee	03/04/2024	04/03/2024	03/11/2024	0
Igus, Inc	Permit Application Fee	08/13/2024	09/13/2024	10/21/2024	38
Igus, Inc	Spill Control Plan	08/13/2024	09/13/2024	10/21/2024	38
Igus, Inc	Pretreatment Plans	08/13/2024	09/13/2024	10/21/2024	38
Igus, Inc	Process Plans	08/13/2024	09/13/2024	10/21/2024	38
Igus, Inc	Permit Application	08/13/2024	09/13/2024	10/21/2024	38
Igus, Inc	Signed Permit	12/10/2024	01/10/2025	12/24/2024	0
International Charter School	Permit Application	02/15/2024	03/15/2024	05/06/2024	52
International Charter School	Permit Application Fee	02/15/2024	03/15/2024	05/06/2024	52
Isle Brewers Guild, LLC	SNC Public Notice Reimbursement	04/15/2024	05/15/2024	05/17/2024	2
Isle Brewers Guild, LLC	40 CFR 136 Notification	12/12/2024	01/11/2025	01/09/2025	0
J&N Foods, Inc.	Permit Application Fee	04/15/2024	05/17/2024	05/24/2024	7

User Requirements
Bucklin Point - 2024

Company Name	Submittal	Issue Date	Due Date	Received Date	Days Late
J&N Foods, Inc.	Permit Application	04/15/2024	05/17/2024	05/24/2024	7
JAR Bakers Supply	Sign & Return Report	12/19/2024	01/18/2025	02/18/2025	31
JM of Lincoln LLC	Permit Application	08/15/2024	10/11/2024	09/23/2024	0
JM of Lincoln LLC	Process Plans	08/15/2024	10/11/2024	09/23/2024	0
JM of Lincoln LLC	Permit Application Fee	08/15/2024	10/11/2024	09/23/2024	0
Ja Patty RI LLC	Permit Application Fee	06/11/2024	07/11/2024		230
Ja Patty RI LLC	Permit Application	06/11/2024	07/11/2024	12/18/2024	160
Jeanne Jugan Residence	Permit Application Fee	01/08/2024	02/07/2024	02/23/2024	16
Jeanne Jugan Residence	Permit Application	01/08/2024	02/07/2024	02/23/2024	16
Just Like Nana's LLC	Permit Application	06/13/2024	07/10/2024	06/27/2024	0
Just Like Nana's LLC	Analytical Results for _____	12/05/2024	01/15/2025	12/13/2024	0
Key Container Corporation	Other	06/06/2024	07/15/2024	07/05/2024	0
Kit Inc.	Permit Application	10/09/2024	11/08/2024	10/23/2024	0
Kit Inc.	Permit Application Fee	10/09/2024	11/08/2024	12/09/2024	31
Kitchen & Countertop Center of New England	Permit Application Fee	12/26/2024	01/25/2024		398
Kitchen & Countertop Center of New England	Permit Application	12/26/2024	01/25/2024		398
Kpot	Other	03/19/2024	04/30/2024	04/09/2024	0
LMP Enterprises	Permit Application Fee	07/03/2024	10/07/2024	10/10/2024	3
LMP Enterprises	Permit Application	07/03/2024	10/07/2024	10/10/2024	3
La Fruta Loca	Permit Application Fee	07/24/2024	08/23/2024	12/17/2024	116
La Fruta Loca	Permit Application	07/24/2024	08/23/2024	12/17/2024	116
La Herradura Taqueria	Permit Application	03/18/2024	04/15/2024	04/10/2024	0
La Herradura Taqueria	Permit Application Fee	03/18/2024	04/15/2024	04/10/2024	0
Las Delicias De Mi Tierra	Permit Application Fee	12/23/2024	01/22/2025	01/24/2025	2
Las Delicias De Mi Tierra	Permit Application	12/23/2024	01/22/2025	01/24/2025	2
Las Delicias De Mi Tierra	Process Plans	12/23/2024	01/22/2025	01/24/2025	2
Latitude Beverage	Pretreatment Plans	05/09/2024	05/24/2024	06/28/2024	35
Latitude Beverage	Resampling Results for _____	05/29/2024	07/19/2024	07/12/2024	0
Latitude Beverage	Other	08/15/2024	09/06/2024	10/03/2024	27
Latitude Beverage	Spill Control Plan	11/13/2024	12/13/2024	12/16/2024	3
Latitude Beverage	Five Day Sampling Results	11/13/2024	12/30/2024	12/26/2024	0
Latitude Beverage	Toxic Organic/Solvent Mgt Plan	11/13/2024	12/13/2024	12/16/2024	3
Latitude Beverage	40 CFR 136 Notification	12/04/2024	12/30/2024	12/26/2024	0
Lin's Home Inc.	Permit Application Fee	02/20/2024	03/20/2024	03/06/2024	0
Lin's Home Inc.	Permit Application	02/20/2024	03/20/2024	03/06/2024	0
Lin's Home Inc.	Pretreatment Plans	03/12/2024	04/06/2024	03/21/2024	0
Lindbergh Auto Body, Inc.	Chain of Custody Documentation	02/22/2024	03/20/2024	02/26/2024	0
Lydia A. Klufas, DDS	Permit Application	08/08/2024	09/08/2024	08/26/2024	0
Lydia A. Klufas, DDS	Permit Application Fee	08/08/2024	09/08/2024	08/26/2024	0
MAG Ventures, Inc.	Permit Application Fee	04/16/2024	05/16/2024	06/11/2024	26
MAG Ventures, Inc.	Permit Application	04/16/2024	05/16/2024	06/11/2024	26
MDB-T LLC	Other	02/07/2024	03/08/2024	03/18/2024	10
Magallan Inc.	Permit Application Fee	04/16/2024	05/16/2024	07/10/2024	55
Magallan Inc.	Permit Application	04/16/2024	05/16/2024	07/10/2024	55
Magallan Inc.	Sign & Return Report	09/23/2024	10/15/2024	10/04/2024	0
Magic Screen Printing	Permit Application Fee	02/14/2024	03/14/2024	03/12/2024	0
Magic Screen Printing	Permit Application	02/14/2024	03/14/2024	03/12/2024	0
Magic Screen Printing	Process Plans	04/22/2024	05/15/2024	07/18/2024	64
Main Street Market, Inc.	Sign & Return Report	02/07/2024	03/08/2024	02/12/2024	0
Mango's Lounge	Permit Application Fee	02/15/2024	04/30/2024	05/13/2024	13
Mango's Lounge	Permit Application	02/15/2024	04/30/2024	05/13/2024	13
Mango's Lounge	Process Plans	02/15/2024	04/30/2024	05/13/2024	13
McMillan Metals LLC	Signed Permit	05/30/2024	07/01/2024	07/01/2024	0
Michael Healy Designs, Inc.	Permit Application	06/17/2024	07/16/2024	07/03/2024	0
Michael Healy Designs, Inc.	Permit Application Fee	06/17/2024	07/16/2024	07/03/2024	0
Mirror Image, Inc.	Permit Application	05/08/2024	06/08/2024	05/28/2024	0
Mirror Image, Inc.	Permit Application Fee	05/08/2024	06/08/2024	07/15/2024	37
Mirror Image, Inc.	Resampling Results for _____	11/20/2024	01/08/2025	01/16/2025	8
Mother Earth Wellness	Spill Control Plan	07/25/2024	08/26/2024	08/22/2024	0
Mother Earth Wellness	Other	08/28/2024	09/26/2024	09/06/2024	0

User Requirements
Bucklin Point - 2024

Company Name	Submittal	Issue Date	Due Date	Received Date	Days Late
Murdock Webbing Co., Inc.	Permit Application	12/12/2024	02/14/2025	02/10/2025	0
Murdock Webbing Co., Inc.	Permit Application Fee	12/12/2024	02/14/2025	02/10/2025	0
Notes Coffee Co.	Permit Application	05/29/2024	06/28/2024	07/19/2024	21
Notes Coffee Co.	Permit Application Fee	05/29/2024	06/28/2024	07/19/2024	21
Oak Hill Ctr. for Rehab. & Health Care LLC	Permit Application Fee	03/26/2024	04/26/2024	06/14/2024	49
Oak Hill Ctr. for Rehab. & Health Care LLC	Permit Application	03/26/2024	04/26/2024	06/14/2024	49
Ocean State Brewing, LLC	Resampling Results for _____	06/25/2024	08/13/2024	07/08/2024	0
On the Go Laundry LLC	Permit Application	01/23/2024	02/23/2024	03/20/2024	26
On the Go Laundry LLC	Permit Application Fee	01/23/2024	02/23/2024	03/20/2024	26
One Neighborhood Builders	Permit Application Fee	01/03/2024	02/23/2024	03/25/2024	31
One Neighborhood Builders	Permit Application	01/03/2024	02/23/2024	02/07/2024	0
Original Pizza of Boston	Permit Application	12/09/2024	01/08/2025	12/30/2024	0
Original Pizza of Boston	Permit Application Fee	12/09/2024	01/08/2025	12/30/2024	0
Palate Pack	Analytical Results for _____	02/20/2024	03/30/2024	04/15/2024	16
Palate Pack	Sign & Return Report	04/04/2024	05/01/2024	05/31/2024	30
Palate Pack	SNC Public Notice Reimbursement	04/15/2024	05/15/2024	06/17/2024	33
Palate Pack	Analytical Results for _____	04/16/2024	05/16/2024	05/31/2024	15
Palate Pack	Permit Application	07/03/2024	08/02/2024	10/24/2024	83
Palate Pack	Permit Application Fee	07/03/2024	08/02/2024	10/24/2024	83
Palate Pack	Analytical Results for _____	08/21/2024	09/30/2024	10/24/2024	24
Paul G. Roque, DDS	Permit Application Fee	03/07/2024	04/07/2024	03/28/2024	0
Paul G. Roque, DDS	Permit Application	03/07/2024	04/07/2024	03/28/2024	0
Pedro Teixeira, DDS	Permit Application	03/14/2024	04/15/2024	04/30/2024	15
Pedro Teixeira, DDS	Permit Application Fee	03/14/2024	04/15/2024	04/30/2024	15
Phantom Farms	Permit Application Fee	06/07/2024	07/06/2024	07/05/2024	0
Phantom Farms	Permit Application	06/07/2024	07/06/2024	07/05/2024	0
Philip J. Calabro, D.M.D.	Permit Application	04/16/2024	05/16/2024	06/06/2024	21
Philip J. Calabro, D.M.D.	Permit Application Fee	04/16/2024	05/16/2024	06/06/2024	21
Piatek Machine Co., Inc.	Permit Application	04/17/2024	05/17/2024	09/12/2024	118
Piatek Machine Co., Inc.	Permit Application Fee	04/17/2024	05/17/2024	09/12/2024	118
Piatek Machine Co., Inc.	Signed Permit	10/22/2024	11/16/2024	11/06/2024	0
Polonia Market	Resampling Results for _____	11/21/2024	01/09/2025		48
Poly/Sperse, Corp.	Permit Application Fee	04/08/2024	05/08/2024	05/06/2024	0
Poly/Sperse, Corp.	Permit Application	04/08/2024	05/08/2024	05/06/2024	0
Precise Products Company	Permit Application Fee	07/12/2024	08/11/2024	08/08/2024	0
Precise Products Company	Permit Application	07/12/2024	08/11/2024	08/08/2024	0
Precise Products Company	Process Plans	07/12/2024	08/11/2024	08/20/2024	9
Precise Products Company	Sign & Return Report	10/02/2024	11/02/2024	10/09/2024	0
Precise Products Company	Spill Control Plan	10/02/2024	11/02/2024	10/24/2024	0
Precise Products Company	Spill Control Plan	11/13/2024	12/13/2024	11/21/2024	0
Precision Harley - Davidson, Inc.	Permit Application	10/09/2024	11/08/2024	11/04/2024	0
Precision Harley - Davidson, Inc.	Permit Application Fee	10/09/2024	11/08/2024	11/04/2024	0
Quality Rental	Permit Application	11/14/2024	12/14/2024	12/09/2024	0
Quality Rental	Permit Application Fee	11/14/2024	12/14/2024	12/09/2024	0
R & D Manufacturing, Inc.	Permit Application Fee	12/12/2024	02/10/2025		16
R & D Manufacturing, Inc.	Permit Application	12/12/2024	02/10/2025		16
RI Brewery Collective	Resampling Results for _____	10/28/2024	12/16/2024	12/23/2024	7
RI Septic and Cesspool	Permit Application Fee	04/08/2024	05/08/2024	05/28/2024	20
RI Septic and Cesspool	Permit Application	04/08/2024	05/08/2024	05/28/2024	20
RIDCO Casting Co.	Permit Application	01/18/2024	02/18/2024	04/01/2024	43
RIDCO Casting Co.	Permit Application Fee	01/18/2024	02/18/2024	07/19/2024	152
Rafael Enterprises LLC	Permit Application	02/15/2024	03/15/2024	03/04/2024	0
Rafael Enterprises LLC	Permit Application Fee	02/15/2024	03/15/2024	03/04/2024	0
Ravenous Brewing Company	SNC Public Notice Reimbursement	04/15/2024	05/15/2024	08/02/2024	79
Rhode Island Donuts, LLC	Permit Application	03/04/2024	03/30/2024	04/29/2024	30
Rhode Island Donuts, LLC	Permit Application Fee	03/04/2024	03/30/2024	04/29/2024	30
Rhode Island Spirits	Sign & Return Report	11/01/2024	11/30/2024	11/20/2024	0
Roast House Pub and Restaurant	Permit Application	02/08/2024	03/08/2024	03/05/2024	0
Roast House Pub and Restaurant	Permit Application Fee	02/08/2024	03/08/2024	03/05/2024	0
S&M Group, LLC	Permit Application	03/07/2024	04/07/2024	05/20/2024	43

User Requirements
Bucklin Point - 2024

Company Name	Submittal	Issue Date	Due Date	Received Date	Days Late
S&M Group, LLC	Permit Application Fee	03/07/2024	04/07/2024	05/20/2024	43
SPSR Inc.	Permit Application	05/02/2024	05/31/2024	06/12/2024	12
SPSR Inc.	Permit Application Fee	05/02/2024	05/31/2024	06/12/2024	12
Sakis Pizza (Cumberland)	Permit Application	04/11/2024	05/11/2024	09/30/2024	142
Sakis Pizza (Cumberland)	Permit Application Fee	04/11/2024	05/11/2024	09/30/2024	142
Sarcastic Sweets	Permit Application Fee	02/27/2024	03/30/2024	03/15/2024	0
Sarcastic Sweets	Permit Application	02/27/2024	03/30/2024	03/15/2024	0
Sarkis Hagopian Enterprises LLC	Permit Application	05/29/2024	06/28/2024	06/27/2024	0
Sarkis Hagopian Enterprises LLC	Permit Application Fee	05/29/2024	06/28/2024	06/27/2024	0
Schofield Sanitation	Permit Application	11/13/2024	12/13/2024	12/31/2024	18
Schofield Sanitation	Permit Application Fee	11/13/2024	12/13/2024	12/31/2024	18
Seabra Foods III, Inc.	Permit Application Fee	03/26/2024	04/26/2024	05/24/2024	28
Seabra Foods III, Inc.	Permit Application	03/26/2024	04/26/2024	05/24/2024	28
Seven Cray Street Realty Corp	Permit Application	07/23/2024	08/15/2024	08/22/2024	7
Seven Cray Street Realty Corp	Permit Application Fee	07/23/2024	08/15/2024	08/22/2024	7
Silver Fern Practice LLC	Permit Application Fee	05/01/2024	06/01/2024	07/11/2024	40
Silver Fern Practice LLC	Permit Application	05/01/2024	06/01/2024	07/11/2024	40
Smug Brewery Co. LLC	Permit Application	04/15/2024	05/17/2024	05/13/2024	0
Smug Brewery Co. LLC	Permit Application Fee	04/15/2024	05/17/2024	05/13/2024	0
Smug Brewery Co. LLC	Sign & Return Report	05/21/2024	06/16/2024	05/28/2024	0
Spanish Wholesale	Permit Application Fee	01/25/2024	02/15/2024	08/05/2024	172
Spanish Wholesale	Pretreatment Plans	01/25/2024	02/15/2024	08/14/2024	181
Spanish Wholesale	Permit Application	01/25/2024	02/15/2024	08/05/2024	172
Spirit Recognition	Permit Application	08/07/2024	09/07/2024	09/11/2024	4
Spirit Recognition	Permit Application Fee	08/07/2024	09/07/2024	09/11/2024	4
Splash Snack Bar and Grill	Permit Application	06/11/2024	07/10/2024	06/27/2024	0
Splash Snack Bar and Grill	Permit Application Fee	06/11/2024	07/10/2024	06/27/2024	0
Splish Splash Laundromat	Permit Application Fee	01/11/2024	02/12/2024	03/15/2024	32
Splish Splash Laundromat	Permit Application	01/11/2024	02/12/2024	03/15/2024	32
Still on Main Pizzeria	Permit Application	04/24/2024	05/24/2024		278
Still on Main Pizzeria	Permit Application Fee	04/24/2024	05/24/2024		278
Still on Main Pizzeria	Process Plans	04/24/2024	05/24/2024		278
Stolberger, Inc.	Permit Application	10/03/2024	11/02/2024	10/21/2024	0
Stolberger, Inc.	Permit Application Fee	10/03/2024	11/02/2024	10/21/2024	0
Stop & Shop Supermarket #704	Permit Application Fee	04/03/2024	05/03/2024	07/01/2024	59
Stop & Shop Supermarket #704	Permit Application	04/03/2024	05/03/2024	05/13/2024	10
Stop & Shop Supermarket #710	How to Comply	02/12/2024	03/15/2024	03/15/2024	0
Stop & Shop Supermarket #710	Permit Application Fee	04/03/2024	05/03/2024	07/01/2024	59
Stop & Shop Supermarket #710	Permit Application	04/03/2024	05/03/2024	05/13/2024	10
Stop & Shop Supermarket #710	Resampling Results for _____	10/15/2024	12/06/2024	12/19/2024	13
Stop & Shop Supermarket #710	Resampling Results for _____	12/30/2024	01/30/2025	01/31/2025	1
Stop & Shop Supermarket #712	Resampling Results for _____	10/15/2024	12/06/2024	12/19/2024	13
Stop & Shop Supermarket #712	Resampling Results for _____	12/30/2024	01/30/2025	01/31/2025	1
Summit Manufacturing Corporation	SNC Public Notice Reimbursement	04/15/2024	05/15/2024		287
Summit Manufacturing Corporation	Other	05/16/2024	06/15/2024	01/17/2025	216
Synagro Northeast, LLC	Resampling Results for _____	03/21/2024	05/09/2024	04/22/2024	0
Synagro Northeast, LLC	SNC Public Notice Reimbursement	04/15/2024	05/15/2024	05/01/2024	0
Synagro Northeast, LLC	Process Plans	07/03/2024	07/30/2024	07/08/2024	0
Synagro Northeast, LLC	Analytical Results for _____	07/31/2024	08/30/2024	08/12/2024	0
Synagro Northeast, LLC	Resampling Results for _____	08/27/2024	10/15/2024	08/28/2024	0
Synagro Northeast, LLC	Resampling Results for _____	09/03/2024	10/22/2024	09/13/2024	0
Synagro Northeast, LLC	Resampling Results for _____	09/19/2024	11/07/2024	09/23/2024	0
Synagro Northeast, LLC	Other	12/30/2024	01/15/2025	01/27/2025	12
Tanury Industries	Resampling Results for _____	02/28/2024	04/17/2024	04/12/2024	0
Tanury Industries	Resampling Results for _____	02/28/2024	04/17/2024	04/12/2024	0
Tanury Industries	Submit Report on Manhole Violations	04/16/2024	05/15/2024	05/03/2024	0
Tanury Industries	Resampling Results for _____	05/30/2024	07/18/2024	07/08/2024	0
Tanury Industries	Resampling Results for _____	05/30/2024	07/18/2024	07/08/2024	0
Tanury Industries PVD, Inc.	Permit Application	03/07/2024	04/06/2024	04/16/2024	10
Tanury Industries PVD, Inc.	Submit Report on Manhole Violations	04/16/2024	05/15/2024	05/03/2024	0

User Requirements
Bucklin Point - 2024

Company Name	Submittal	Issue Date	Due Date	Received Date	Days Late
Taqueria Lupita	Permit Application Fee	10/09/2024	11/11/2024	12/20/2024	39
Taqueria Lupita	Permit Application	10/09/2024	11/11/2024	12/20/2024	39
Teknor Apex Company	Permit Application Fee	03/18/2024	04/18/2024	04/09/2024	0
Texcel Industries	SNC Public Notice Reimbursement	04/15/2024	05/15/2024	04/22/2024	0
The Family Dentist, Inc.	Permit Application Fee	07/03/2024	08/02/2024	08/02/2024	0
The Family Dentist, Inc.	Permit Application	07/03/2024	08/02/2024	08/02/2024	0
The Fifth LLC	Permit Application Fee	11/21/2024	12/23/2024	01/31/2025	39
The Fifth LLC	Permit Application	11/21/2024	12/23/2024	01/31/2025	39
The Okonite Company	Permit Application Fee	11/14/2024	12/14/2024	12/11/2024	0
The Okonite Company	Permit Application	11/14/2024	12/14/2024	12/11/2024	0
The Salvation Army	Permit Application Fee	03/13/2024	04/13/2024	04/12/2024	0
The Salvation Army	Permit Application	03/13/2024	04/13/2024	05/09/2024	26
The Stop & Shop Supermarket Co. LLC	How to Comply	02/12/2024	03/15/2024	03/15/2024	0
The Stop & Shop Supermarket Co. LLC	Resampling Results for _____	03/21/2024	05/09/2024	07/29/2024	81
The Stop & Shop Supermarket Co. LLC	Permit Application Fee	09/10/2024	10/10/2024	12/11/2024	62
The Stop & Shop Supermarket Co. LLC	Permit Application	09/10/2024	10/10/2024	12/11/2024	62
The Wendy's Company (Broad)	Permit Application	06/17/2024	07/31/2024	09/30/2024	61
The Wendy's Company (Broad)	Permit Application Fee	06/17/2024	07/31/2024	09/30/2024	61
The Wendy's Company (Broad)	Other	11/26/2024	12/05/2024	12/24/2024	19
Tiffany and Company	Analytical Results for _____	05/31/2024	06/30/2024	06/26/2024	0
Tiffany and Company	Other	10/16/2024	11/08/2024	11/01/2024	0
Tourister Dental Associates	Permit Application	03/19/2024	06/14/2024	06/03/2024	0
Tourister Dental Associates	Permit Application Fee	03/19/2024	06/14/2024	06/03/2024	0
Tourister Dental Associates	One-Time Compliance Report for Dental Facilities	03/19/2024	06/14/2024	06/03/2024	0
Tourister Dental Associates	Process Plans	03/19/2024	06/14/2024	06/03/2024	0
Trinity Management LLC	Repair Grease Trap	04/10/2024	05/10/2024	04/18/2024	0
Truex Incorporated	Install Sample Location	06/26/2024	07/24/2024	07/02/2024	0
Tuxpan LLC	Permit Application Fee	01/17/2024	02/17/2024	02/16/2024	0
Tuxpan LLC	Permit Application	01/17/2024	02/17/2024	02/16/2024	0
Tuxpan LLC	Process Plans	01/17/2024	02/17/2024	02/16/2024	0
VIP Car Wash	Sign & Return Report	08/21/2024	09/18/2024	10/04/2024	16
VetCor of Lincoln, LLC.	Other	03/19/2024	04/17/2024	04/19/2024	2
Vicente's Supermarket	Resampling Results for _____	11/08/2024	12/27/2024	02/05/2025	40
WatULike LLC	Permit Application Fee	06/13/2024	07/13/2024	07/11/2024	0
WatULike LLC	Permit Application	06/13/2024	07/13/2024	07/11/2024	0
Water Falls Car Wash	Permit Application	06/25/2024	07/30/2024	10/25/2024	87
Water Falls Car Wash	Permit Application Fee	06/25/2024	07/30/2024	10/25/2024	87
Water Falls Car Wash	Permit Application	11/26/2024	12/16/2024		72
Water Falls Car Wash	Permit Application Fee	11/26/2024	12/16/2024		72
Water Falls Car Wash	Other	12/04/2024	01/04/2025		53
Whittet-Higgins Company	Permit Application	04/17/2024	05/17/2024	06/12/2024	26
Whittet-Higgins Company	Permit Application Fee	04/17/2024	05/17/2024	06/17/2024	31
Whittet-Higgins Company	Signed Permit	10/29/2024	11/20/2024	12/09/2024	19
William W. Tripp Funeral Home, Inc.	Permit Application	01/11/2024	02/12/2024	02/05/2024	0
William W. Tripp Funeral Home, Inc.	Permit Application Fee	01/11/2024	02/12/2024	02/05/2024	0
Wise Guys Deli (Cumberland)	Permit Application Fee	04/23/2024	05/23/2024	06/14/2024	22
Wise Guys Deli (Cumberland)	Permit Application	04/23/2024	05/23/2024	06/14/2024	22
Wise Guys Deli (Cumberland)	Process Plans	04/23/2024	05/23/2024	06/14/2024	22
Wise Guys Deli (Cumberland)	Install Grease Removal Unit	07/08/2024	07/25/2024	07/22/2024	0
Wise Guys Deli (Cumberland)	Process Plans	07/08/2024	07/25/2024	07/22/2024	0
Xalli's Sweets	Sign & Return Report	05/01/2024	05/15/2024	11/18/2024	187
Xelapan Bakery and Convenience	Permit Application	12/09/2024	01/08/2025	01/22/2025	14
Xelapan Bakery and Convenience	Permit Application Fee	12/09/2024	01/08/2025	01/22/2025	14
Yovani's Pizza	Sign & Return Report	12/31/2024	01/29/2025		28
Zoll Medical	Permit Application Fee	12/13/2024	01/12/2025	12/23/2024	0
Zoll Medical	Pretreatment Plans	12/13/2024	01/15/2025	12/23/2024	0
Zoll Medical	Permit Application	12/13/2024	01/12/2025	12/23/2024	0
Zoll Medical Corporation	Resampling Results for _____	09/23/2024	11/15/2024	11/01/2024	0

ATTACHMENT VOLUME II

SECTION 10

***POTW, SEPTAGE, AND RIVER
MONITORING DATA***

INFLUENT LOADING DATA

FIELD'S POINT

Field's Point Influent Metals Cd - CN 2024

all analyses in ppb

Date	Day of the Week	Influent Flow (MGD)	Cd (ppb)	Cr (ppb)	Hex Cr (ppb)	Cu (ppb)	Pb (ppb)	Hg (ppb)	Ni (ppb)	Ag (ppb)	Zn (ppb)	CN (ppb)
1/2/2024	Tuesday	46.35	0.2091	6.570		27.99	8.803		21.89	0.5487	70.87	14.5
1/3/2024	Wednesday	44.62	0.1510	7.649		21.73	4.902		13.26	0.6963	65.76	13.2
1/9/2024	Tuesday	89.49	0.2281	5.124	<10	33.35	30.98	0.0211	11.32	1.497	100.4	<4
1/10/2024	Wednesday	129.42	0.1580	3.476		17.75	12.39		6.657	0.4519	44.35	<4
1/16/2024	Tuesday	92.91	0.1356	3.356		24.72	6.732		7.677	0.4620	45.79	19.7
1/17/2024	Wednesday	75.47	0.1182	3.376		16.60	2.499		9.351	0.6424	42.16	21.1
1/23/2024	Tuesday	56.98	0.1581	4.679		17.41	5.600		11.45	0.7062	57.35	39.8
1/24/2024	Wednesday	67.23	0.1488	4.641		37.69	11.07		11	0.5448	69.31	30.2
1/30/2024	Tuesday	59.09	0.1634	6.477		22.48	2.904		24.48	0.6295	56.80	17.9
1/31/2024	Wednesday	57.74	0.1475	6.529		29.57	2.336		16.19	0.5029	48.64	14.1
2/6/2024	Tuesday	48.72	0.1415	4.213	21	37.19	4.303	0.0171	11.68	0.7010	61.53	<4
2/7/2024	Wednesday	47.64	0.1550	6.597		27.35	2.946		15.90	0.9039	73.70	<4
2/13/2024	Tuesday	50.15	0.3074	5.770		23.04	15.59		10.01	0.9500	103.2	25.5
2/14/2024	Wednesday	42.10	0.1609	5.002		18.65	3.946		13.31	1.173	68.72	21.4
2/20/2024	Tuesday	40.14	0.1314	4.439		40.03	2.551		13.79	0.3049	63.43	11.6
2/21/2024	Wednesday	38.20	0.1409	6.196		23.85	3.658		16.42	0.4481	73.19	16.4
2/27/2024	Tuesday	52.86	0.2216	6.532		41.78	15.88		41.07	1.100	117.2	20
2/28/2024	Wednesday	62.87	0.1690	6.874		31.05	22.35		30.40	0.8356	95.52	11.3
3/5/2024	Tuesday	74.03	0.1578	5.110	11	35.82	10.39	0.0102	31.07	0.3839	129.9	14.6
3/6/2024	Wednesday	80.74	0.1229	4.683		29.93	9.133		18.40	0.2083	76.28	11.9
3/12/2024	Tuesday	76.63	0.1450	2.785		15.19	2.420		9.824	0.2337	47.35	14
3/13/2024	Wednesday	76.91	0.1339	3.917		11.50	2.322		9.463	0.2419	45.59	5.96
3/19/2024	Tuesday	52.33	0.1428	3.321		13.59	2.977		27.03	0.2543	55.78	8.79
3/20/2024	Wednesday	51.81	0.1486	3.109		21.08	3.738		15.27	0.1965	60.59	8.84
3/26/2024	Tuesday	86.04	0.1092	2.637		11.88	2.918		8.126	0.1229	40.78	14.5
3/27/2024	Wednesday	69.14	0.1446	3.788		21.40	5.952		11.62	0.2003	70.21	10.9
4/2/2024	Tuesday	71.99	0.1532	3.584		15.74	8.235		11.13	0.1973	65.70	6.81
4/3/2024	Wednesday	82.73	0.1192	2.381		16.59	10.52		8.758	0.1728	108.5	12.6
4/9/2024	Tuesday	74.21	0.1581	3.546	<10	26.45	6.725	0.0151	14.37	0.2415	74.87	5.46
4/10/2024	Wednesday	75.39	0.1427	3.220		22.91	3.534		14.74	0.2342	63.87	11.7
4/16/2024	Tuesday	53.94	0.1542	2.546		16.29	2.461		12.95	0.1980	57.60	6.38
4/17/2024	Wednesday	54.39	0.1364	2.427		21.45	2.002		14.72	0.1720	63.15	6.16
4/23/2024	Tuesday	46.94	0.1269	2.971		12.56	2.200		8.681	0.3874	49.15	5.29
4/24/2024	Wednesday	48.35	0.1480	1.997		20.98	2.416		9.163	0.2739	57	8.55
4/30/2024	Tuesday	45.37	0.1995	14.69		42.46	3.573		20.65	0.2446	106.9	13.3
5/1/2024	Wednesday	42.07	0.1496	6.074		27.98	2.961		13.40	0.2503	80.57	6.76
5/7/2024	Tuesday	40.09	0.1603	7.135	23	26.05	2.648	0.0119	16.07	0.4126	85.37	5.31
5/8/2024	Wednesday	63.19	0.2434	4.607		30.46	30.50		87.29	0.3365	114	4.04
5/14/2024	Tuesday	40.04	0.1710	5.273		25.87	6.530		20.98	0.5980	95.47	6.10
5/15/2024	Wednesday	59.27	0.1665	8.417		22.68	9.087		17.20	0.5856	106.6	4.06
5/21/2024	Tuesday	46.52	0.1432	3.549		21.84	2.988		9.144	0.2509	61.56	<4
5/22/2024	Wednesday	45.27	0.1569	2.935		18.09	2.760		8.975	0.2881	62.11	<4
5/28/2024	Tuesday	52.83	0.1433	5.177		22.22	7.920		17.62	0.3642	98.31	15.2
5/29/2024	Wednesday	54.16	0.1520	4.103		41.30	7.220		15.11	1.352	98.28	26.8
6/4/2024	Tuesday	45.37	0.1185	2.755	26	25.95	2.847	0.0102	17.06	0.3179	87.78	8.11
6/5/2024	Wednesday	46.22	0.1458	3.213		26.45	5.493		17.49	0.3404	106.9	8.64
6/11/2024	Tuesday	40.94	0.1426	7.230		58.15	3.828		19.44	0.5792	112.7	6.44
6/12/2024	Wednesday	39.44	0.1599	7.411		38.42	5.594		18.26	0.2733	201.4	5.07
6/18/2024	Tuesday	36.27	0.1534	3.396		37.02	4.904		29.55	0.2277	172.2	<4
6/19/2024	Wednesday	34.66	0.1434	3.068		39.18	3.895		17.37	0.2684	117.4	4.09
6/25/2024	Tuesday	38.01	0.1610	4.344		41.12	2.547		25.54	0.5183	132	7.37
6/26/2024	Wednesday	50.87	0.1561	3.577		49.43	10.76		15.11	0.4485	127.4	4.70
7/2/2024	Tuesday	35.54	0.1103	14.41		49.76	3.025		27.80	0.1742	169.4	6.92
7/3/2024	Wednesday	35.02	0.1230	7.290		27.36	3.514		16.77	0.1555	166.5	<4
7/9/2024	Tuesday	35.05	0.2927	4.153		44.72	33.80		14.82	0.7499	120.6	8.98
7/10/2024	Wednesday	38.39	0.1925	8.129		38.49	23.17		13.74	0.3422	215.6	<4

Date	Day of the Week	Influent Flow (MGD)	Cd (ppb)	Cr (ppb)	Hex Cr (ppb)	Cu (ppb)	Pb (ppb)	Hg (ppb)	Ni (ppb)	Ag (ppb)	Zn (ppb)	CN (ppb)
7/16/2024	Tuesday	34.93	0.1582	5.837	30	39.04	5.616	0.0177	14.22	0.3480	142.7	4.11
7/17/2024	Wednesday	43.30	0.1781	5.939		38.43	15.23		17.32	0.5356	136.1	<4
7/23/2024	Tuesday	33.55	0.1363	9.453		37.42	9.031		27.37	0.5170	151.1	4
7/24/2024	Wednesday	32.27	0.1397	17.39		38.51	6.670		22.95	0.3480	111.7	<4
7/30/2024	Tuesday	33.72	0.1334	7.751		20.67	3.876		17.91	0.5530	114.3	<4
7/31/2024	Wednesday	33.86	0.1560	4.499		24.98	4.473		17.52	0.3510	92.58	<4
8/6/2024	Tuesday	60.02	0.1445	5.088	12	45.43	14.65	0.161	22.51	0.3027	102.7	7.77
8/7/2024	Wednesday	45.17	0.1094	6.087		42.07	7.763		19.51	0.2155	85.29	9.39
8/13/2024	Tuesday	34.40	0.1382	9.883		35.41	5.369		19.85	0.3652	95.87	5.67
8/14/2024	Wednesday	29.31	0.1620	17.88		32.64	7.589		26.61	0.3676	98.28	
8/15/2024	Thursday	42.74										<4
8/20/2024	Tuesday	32.86	0.1926	10.38		50.03	14.13		40.57	0.7436	96.07	5.02
8/21/2024	Wednesday	35.56	0.1111	4.374		21	3.152		15.51	0.2143	69.24	4.50
8/27/2024	Tuesday	34.44	0.1503	4.223		41.39	4.519		16.74	0.6063	83.88	7.07
8/28/2024	Wednesday	35.22	0.1521	18.78		93.80	4.893		22.19	0.5088	99.67	11.4
9/3/2024	Tuesday	32.24	0.1648	4.947		33.83	5.430		13.18	0.3648	122.3	<4
9/4/2024	Wednesday	31.03	0.1360	13.53		41	9.398		14.21	0.3945	126.5	<4
9/10/2024	Tuesday	30.04	0.1516	5.271	28	70.37	4.441	<0.200	18.11	0.5206	158.4	4.83
9/11/2024	Wednesday	29.79	0.1513	14.12		30.04	4.810		20.15	0.4035	181.1	<4
9/17/2024	Tuesday	30.35	0.1762	3.343		40.61	4.924		14.96	0.4521	97.57	<4
9/18/2024	Wednesday	34.12	0.1798	3.212		49.05	5.759		12.34	0.2784	104.9	<4
9/24/2024	Tuesday	29.54	0.1650	8.535		44.66	6.407		15.73	0.2621	147.8	<4
9/25/2024	Wednesday	30.34	0.1465	5.840		34.32	4.022		16.99	0.2554	128.9	4.02
10/1/2024	Tuesday	30.70	0.1392	6.871		33.17	3.710		16.97	0.3394	179.3	<4
10/2/2024	Wednesday	32.51	0.1602	6.739		28.39	3.972		19.87	0.2797	121.7	<4
10/8/2024	Tuesday	31.15	0.1460	6.665	30	92.30	4.082	0.00104	29.37	0.4608	129.7	4.63
10/9/2024	Wednesday	26.41	0.1284	4.378		25.52	3.075		38.23	0.4048	100.3	<4
10/15/2024	Tuesday	28.68	0.1395	4.289		26.06	3.724		12.96	0.5740	77.90	<4
10/16/2024	Wednesday	26.63	0.1311	4.497		45.05	3.487		14.24	0.3525	83.17	<4
10/22/2024	Tuesday	28.20	0.1430	4.112		31.65	3.412		21.61	0.4986	221.8	<4
10/23/2024	Wednesday	28.28	0.1790	8.357		34.51	3.213		15.76	0.3374	125.3	<4
10/29/2024	Tuesday	30.22	0.1981	17.60		55.46	7.460		34.93	0.3192	241.2	<4
10/30/2024	Wednesday	26.20	0.1717	8.142		104.9	4.207		25.27	0.2475	129.3	4.82
11/5/2024	Tuesday	26.52	0.1254	3.412	41	27.09	3.432	0.00163	26.07	0.2638	88	4.50
11/6/2024	Wednesday	25.01	0.1391	3.257		37.78	4.025		17.28	0.4792	100.4	<4
11/12/2024	Tuesday	26.37	0.1757	3.688		24.20	4.246		16.68	0.5141	99.31	<4
11/13/2024	Wednesday	25.65	0.1677	3.117		27.75	3.223		13.24	0.5240	93.25	<4
11/19/2024	Tuesday	29.11	0.1565	4.416		49.11	3.191		20.15	0.3007	126.6	<4
11/20/2024	Wednesday	30.69	0.2442	5.136		56.60	9.503		20.39	0.6384	186.6	<4
11/26/2024	Tuesday	31.57	0.1407	4.465		47.87	4.125		16.63	0.3606	105.7	7.11
11/27/2024	Wednesday	28.01	0.2134	4.899		36.71	7.969		20.98	0.4342	106.8	7.97
12/3/2024	Tuesday	25.00	0.1562	4.768	32	27.29	3.079	0.00146	19.38	0.7889	98.18	<4
12/4/2024	Wednesday	38.32	0.1713	7.047		38.33	12.48		113.9	0.3692	164.3	<4
12/10/2024	Tuesday	30.06	0.1393	9.542		41.14	6.476		29.18	0.2821	166.5	5.57
12/11/2024	Wednesday	115.03	0.1700	6.691		33.53	25.82		10.83	0.2839	115.9	<4
12/17/2024	Tuesday	34.34	0.1455	7.704		36.24	6.569		24.12	0.6239	142.3	6.33
12/18/2024	Wednesday	50.99	0.2843	6.966		29.42	8.966		16.21	0.5830	111.3	5.31
12/24/2024	Tuesday	35.15	0.1025	3.885		17.09	2.417		10.98	0.2118	72.96	<4
12/25/2024	Wednesday	31.35	0.1041	2.406		11.55	4.578		5.663	0.08271	46.18	<4
12/31/2024	Tuesday	47.24	0.1314	4.992		19.17	8.764		27.90	0.6806	86.90	5.04

Field's Point Influent Metals Al - Mo 2024

all analyses in ppb

Date	Day of the Week	Influent Flow	Inf Al (ppb)	Inf Fe (ppb)	Inf Se (ppb)	Inf As (ppb)	Inf Mo (ppb)
1/2/2024	Tuesday	46.35	266.1		1.371	3.616	6.408
1/3/2024	Wednesday	44.62	199.2		1.580	4.009	6.065
1/9/2024	Tuesday	89.49	636.3	1643	1.167	2.490	2.758
1/10/2024	Wednesday	129.42	334.6		1.033	1.733	2.213
1/16/2024	Tuesday	92.91	219.5		<1	1.971	1.861
1/17/2024	Wednesday	75.47	108.2		1.087	2.308	2.420
1/23/2024	Tuesday	56.98	153.4		1.047	3.226	3.592
1/24/2024	Wednesday	67.23	294.5		1.416	3.008	2.554
1/30/2024	Tuesday	59.09	141.9		1.387	3.309	2.803
1/31/2024	Wednesday	57.74	136.2		3.129	3.339	4.322
2/6/2024	Tuesday	48.72	154.7	1042	1.233	3.787	2.333
2/7/2024	Wednesday	47.64	152.6		1.344	4.479	2.610
2/13/2024	Tuesday	50.15	523.3		<1	3.775	3.061
2/14/2024	Wednesday	42.10	158.4		1.020	3.383	2.887
2/20/2024	Tuesday	40.14	127.5		1.121	3.591	3.010
2/21/2024	Wednesday	38.20	167		1.249	3.590	4.696
2/27/2024	Tuesday	52.86	546.8		1.644	3	5.766
2/28/2024	Wednesday	62.87	618.1		1.131	3.421	3.541
3/5/2024	Tuesday	74.03	294.2	1092	1.053	2.535	2.797
3/6/2024	Wednesday	80.74	243.8		1.168	2.314	2.991
3/12/2024	Tuesday	76.63	117.3		1.067	2.375	3.720
3/13/2024	Wednesday	76.91	118		1.284	2.445	3.300
3/19/2024	Tuesday	52.33	162.5		1.454	2.581	4.163
3/20/2024	Wednesday	51.81	154.7		1.892	2.467	5.031
3/26/2024	Tuesday	86.04	98.47		<1	2.208	2.504
3/27/2024	Wednesday	69.14	199.4		2.830	2.780	3.987
4/2/2024	Tuesday	71.99	250.1		1.410	2.602	2.525
4/3/2024	Wednesday	82.73	207.3		<1	2.035	1.723
4/9/2024	Tuesday	74.21	179.3	959.7	3.443	2.591	3.623
4/10/2024	Wednesday	75.39	176.4		1.156	2.865	1.837
4/16/2024	Tuesday	53.94	116.4		1.348	1.750	2.692
4/17/2024	Wednesday	54.39	116		1.196	2.097	2.333
4/23/2024	Tuesday	46.94	141.6		1.524	2.838	2.538
4/24/2024	Wednesday	48.35	121.5		2.643	1.716	5.100
4/30/2024	Tuesday	45.37	242.7		1.813	2.453	5.466
5/1/2024	Wednesday	42.07	159.5		1.378	2.100	5.780
5/7/2024	Tuesday	40.09	134.7	1265	<1	2.150	8.158
5/8/2024	Wednesday	63.19	619.8		1.248	2.598	4.447
5/14/2024	Tuesday	40.04	345.9		1.896	3.926	7.620
5/15/2024	Wednesday	59.27	322		1.603	3.232	4.669
5/21/2024	Tuesday	46.52	153.3		1.067	2.782	6.563
5/22/2024	Wednesday	45.27	132.2		1.368	2.200	9.295
5/28/2024	Tuesday	52.83	170.8		1.351	3.150	8.156
5/29/2024	Wednesday	54.16	248.8		1.130	2.996	8.395
6/4/2024	Tuesday	45.37	145.7	1095	<1	2.028	22.14
6/5/2024	Wednesday	46.22	174.8		<1	1.833	6.573
6/11/2024	Tuesday	40.94	290.4		1.170	2.472	3.826
6/12/2024	Wednesday	39.44	276.8		<1	2.143	6.370
6/18/2024	Tuesday	36.27	201.3		1.447	2.198	5.599
6/19/2024	Wednesday	34.66	219.6		<1	2.096	5.421
6/25/2024	Tuesday	38.01	134.7		<1	2.046	4.328
6/26/2024	Wednesday	50.87	263.2		1.489	2.405	15.95
7/2/2024	Tuesday	35.54	171.8		<1	2.238	3.693
7/3/2024	Wednesday	35.02	153.2		<1	2.325	3.228
7/9/2024	Tuesday	35.05	345.7		1.681	3.183	7.718

Date	Day of the Week	Influent Flow	Inf Al (ppb)	Inf Fe (ppb)	Inf Se (ppb)	Inf As (ppb)	Inf Mo (ppb)
7/10/2024	Wednesday	38.39	253.4		1.826	3.148	5.361
7/16/2024	Tuesday	34.93	195.4	1241	1.228	1.907	4.237
7/17/2024	Wednesday	43.30	354.3		<1	2.230	3.623
7/23/2024	Tuesday	33.55	236.3		<1	2.033	3.689
7/24/2024	Wednesday	32.27	193.3		1.746	2.592	4.583
7/30/2024	Tuesday	33.72	202.2		<1	2.087	7.907
7/31/2024	Wednesday	33.86	166.6		<1	2.011	3.639
8/6/2024	Tuesday	60.02	251.7	1031	<1	2.716	2.430
8/7/2024	Wednesday	45.17	155.4		1.306	2.381	2.711
8/13/2024	Tuesday	34.40	194.8		1.977	2.673	5.560
8/14/2024	Wednesday	29.31	207.5		1.466	2.789	4.597
8/20/2024	Tuesday	32.86	281.6		1.563	3.097	5.484
8/21/2024	Wednesday	35.56	164.1		<1	2.270	5.664
8/27/2024	Tuesday	34.44	306.3		1.339	1.977	5.473
8/28/2024	Wednesday	35.22	292.9		1.167	2.128	7.161
9/3/2024	Tuesday	32.24	246.5		1.295	1.881	7.458
9/4/2024	Wednesday	31.03	295		1.111	2.130	6.673
9/10/2024	Tuesday	30.04	240.7	1408	1.463	1.478	7.572
9/11/2024	Wednesday	29.79	246.3		<1	1.745	5.408
9/17/2024	Tuesday	30.35	254		1.245	1.891	6.279
9/18/2024	Wednesday	34.12	235		1.216	1.821	4.163
9/24/2024	Tuesday	29.54	231.2		2.139	1.870	5.241
9/25/2024	Wednesday	30.34	234.7		1.223	1.756	4.820
10/1/2024	Tuesday	30.70	398.5		1.347	1.722	6.444
10/2/2024	Wednesday	32.51	199.7		1.048	1.518	7.540
10/8/2024	Tuesday	31.15	264.7	1300	2.306	2.422	5.483
10/9/2024	Wednesday	26.41	172.7		1.693	1.553	4.681
10/15/2024	Tuesday	28.68	191.9		1.743	1.600	3.809
10/16/2024	Wednesday	26.63	209		1.655	1.611	4.227
10/22/2024	Tuesday	28.20	214		1.991	1.717	6.776
10/23/2024	Wednesday	28.28	236.1		1.568	1.812	6.771
10/29/2024	Tuesday	30.22	420.1		2.184	2.437	5.707
10/30/2024	Wednesday	26.20	225.4		2.188	2.416	8.607
11/5/2024	Tuesday	26.52	186.7	1116	1.259	1.694	6.102
11/6/2024	Wednesday	25.01	236.4		3.583	1.628	9.099
11/12/2024	Tuesday	26.37	222.9		3.160	3.297	7.604
11/13/2024	Wednesday	25.65	221.1		2.181	2.656	5.880
11/19/2024	Tuesday	29.11	217.1		2.501	2.146	13.13
11/20/2024	Wednesday	30.69	408.8		1.648	2.661	7.013
11/26/2024	Tuesday	31.57	343.3		1.266	2.228	3.484
11/27/2024	Wednesday	28.01	465.5		1.006	2.298	5.837
12/3/2024	Tuesday	25.00	332.9	1286	1.837	2.324	10.98
12/4/2024	Wednesday	38.32	730.9		1.738	2.293	4.744
12/10/2024	Tuesday	30.06	690.2		1.046	2.579	4.004
12/11/2024	Wednesday	115.03	673.3		<1	2.401	2.644
12/17/2024	Tuesday	34.34	391.8		1.008	3.065	2.656
12/18/2024	Wednesday	50.99	410.2		1.129	2.343	2.502
12/24/2024	Tuesday	35.15	275.3		<1	2.515	1.709
12/25/2024	Wednesday	31.35	96.38		<1	2.482	1.076
12/31/2024	Tuesday	47.24	372.8		<1	2.285	2.242

Field's Point Monthly Average, Minimum, and Maximum Influent Data 2024
all analyses in ppb

Date		Flow (MGD)	Cd	TTL Cr	Hex Cr	Cu	Pb	Hg (ppt)	Ni	Ag	Zn	CN
January	Average	70.76	0.16	5.19	10.00	24.93	8.82	21.10	13.33	0.67	60.14	17.85
	Minimum	43.39	0.12	3.36	10.00	16.60	2.34	21.10	6.66	0.45	42.16	4.00
	Maximum	129.42	0.23	7.65	10.00	37.69	30.98	21.10	24.48	1.50	100.40	39.80
February	Average	47.36	0.18	5.70	21.00	30.37	8.90	17.10	19.07	0.80	82.06	14.28
	Minimum	38.20	0.13	4.21	21.00	18.65	2.55	17.10	10.01	0.30	61.53	4.00
	Maximum	70.08	0.31	6.87	21.00	41.78	22.35	17.10	41.07	1.17	117.20	25.50
March	Average	77.87	0.14	3.67	11.00	20.05	4.98	10.20	16.35	0.23	65.81	11.19
	Minimum	39.95	0.11	2.64	11.00	11.50	2.32	10.20	8.13	0.12	40.78	5.96
	Maximum	114.94	0.16	5.11	11.00	35.82	10.39	10.20	31.07	0.38	129.90	14.60
April	Average	62.55	0.15	4.15	10.00	21.71	4.63	15.10	12.80	0.24	71.86	8.47
	Minimum	44.39	0.12	2.00	10.00	12.56	2.00	15.10	8.68	0.17	49.15	5.29
	Maximum	106.35	0.20	14.69	10.00	42.46	10.52	15.10	20.65	0.39	108.50	13.30
May	Average	55.84	0.17	5.25	23.00	26.28	8.07	11.90	22.87	0.49	89.14	8.47
	Minimum	40.04	0.14	2.94	23.00	18.09	2.65	11.90	8.98	0.25	61.56	4.00
	Maximum	85.64	0.24	8.42	23.00	41.30	30.50	11.90	87.29	1.35	114.00	26.80
June	Average	44.52	0.15	4.37	26.00	39.47	4.98	10.20	19.98	0.37	132.22	6.05
	Minimum	34.66	0.12	2.76	26.00	25.95	2.55	10.20	15.11	0.23	87.78	4.00
	Maximum	62.61	0.16	7.41	26.00	58.15	10.76	10.20	29.55	0.58	201.40	8.64
July	Average	39.64	0.16	8.49	30.00	35.94	10.84	17.70	19.04	0.41	142.06	4.80
	Minimum	29.98	0.11	4.15	30.00	20.67	3.03	17.70	13.74	0.16	92.58	4.00
	Maximum	63.03	0.29	17.39	30.00	49.76	33.80	17.70	27.80	0.75	215.60	8.98
August	Average	37.75	0.15	9.59	12.00	45.22	7.76	161.00	22.94	0.42	91.38	6.85
	Minimum	29.31	0.11	4.22	12.00	21.00	3.15	161.00	15.51	0.21	69.24	4.00
	Maximum	60.02	0.19	18.78	12.00	93.80	14.65	161.00	40.57	0.74	102.70	11.40
September	Average	33.53	0.16	7.35	28.00	42.99	5.65	200.00	15.71	0.37	133.43	4.11
	Minimum	27.50	0.14	3.21	28.00	30.04	4.02	200.00	12.34	0.26	97.57	4.00
	Maximum	56.95	0.18	14.12	28.00	70.37	9.40	200.00	20.15	0.52	181.10	4.83
October	Average	29.57	0.15	7.17	30.00	47.70	4.03	1.04	22.92	0.38	140.97	4.15
	Minimum	26.20	0.13	4.11	30.00	25.52	3.08	1.04	12.96	0.25	77.90	4.00
	Maximum	49.69	0.20	17.60	30.00	104.90	7.46	1.04	38.23	0.57	241.20	4.82
November	Average	31.34	0.17	4.05	41.00	38.39	4.96	1.63	18.93	0.44	113.33	4.95
	Minimum	23.61	0.13	3.12	41.00	24.20	3.19	1.63	13.24	0.26	88.00	4.00
	Maximum	68.65	0.24	5.14	41.00	56.60	9.50	1.63	26.07	0.64	186.60	7.97
December	Average	40.36	0.16	6.00	32.00	28.20	8.79	1.46	28.68	0.43	111.61	4.69
	Minimum	24.96	0.10	2.41	32.00	11.55	2.42	1.46	5.66	0.08	46.18	4.00
	Maximum	115.03	0.28	9.54	32.00	41.14	25.82	1.46	113.90	0.79	166.50	6.33

Field's Point Influent Loading Summary 2024

Field's Point monthly mean influent loading summary (lbs/month)

Monthly total loads calculated as: Monthly Total Influent Flow (MG) * Average Daily Concentration (ppb) * Conversion Factor (0.00834).

Month	Total Monthly Flow (MG)	Cd	Total Cr	Hex Cr	Cu	Pb	Hg	Ni	Ag	Zn	Total Cyanide	Total Metals*
January	2193.67	2.96	94.91	182.95	456.08	161.39	0.386	243.83	12.22	1,100.33	326.57	2072.11
February	1373.49	2.04	65.33	240.55	347.86	101.98	0.196	218.47	9.19	940.00	163.52	1685.07
March	2413.86	2.78	73.86	221.45	403.61	100.28	0.205	329.16	4.63	1,324.86	225.20	2239.39
April	1876.51	2.33	64.97	156.50	339.83	72.45	0.236	200.26	3.69	1,124.62	132.59	1808.38
May	1730.90	2.38	75.82	332.02	379.32	116.47	0.172	330.08	7.12	1,286.81	122.33	2198.18
June	1335.65	1.64	48.73	289.62	439.61	55.51	0.114	222.54	4.14	1,472.87	67.42	2245.16
July	1228.70	1.66	86.95	307.42	368.27	111.09	0.181	195.13	4.18	1,455.72	49.20	2223.17
August	1170.23	1.42	93.57	117.12	441.35	75.72	1.571	223.85	4.06	891.79	66.88	1733.32
September	1005.99	1.33	61.66	234.92	360.64	47.39	1.678	131.80	3.07	1,119.50	34.45	1727.08
October	916.77	1.17	54.78	229.38	364.72	30.84	0.008	175.25	2.92	1,077.81	31.69	1707.51
November	940.29	1.34	31.75	321.52	301.05	38.93	0.013	148.43	3.45	888.76	38.80	1413.70
December	1251.25	1.63	62.61	333.93	294.23	91.77	0.015	299.34	4.53	1,164.73	48.99	1918.86
Total (lbs/year)		22.69	814.93	2967.39	4496.57	1003.84	4.776	2718.13	63.19	13847.81	1,307.64	

*Total Metals = Sum of Monthly Metals Loads (Cd, Cr, Cu, Pb, Hg, Ni, Ag, Zn)

Field's Point monthly mean influent loading summary (lbs/day)

Average of daily loads – Each Daily load is calculated as: Daily Influent Flow (MG) * Daily Concentration (ppb) * Conversion Factor (0.00834); the average of those loads is reported here.

Month	Mean Inf Flow (MGD)	Cd	Total Cr	Hex Cr	Cu	Pb	Hg	Ni	Ag	Zn	Total Cyanide	Total Metals*
January	70.76	0.10	2.88	7.46	14.73	5.99	0.016	7.23	0.40	35.42	9.78	66.78
February	47.36	0.07	2.31	8.53	12.23	3.95	0.007	7.98	0.33	33.48	5.66	60.35
March	77.87	0.08	2.18	6.79	11.91	3.01	0.006	9.36	0.14	38.92	6.77	65.59
April	62.55	0.08	1.98	6.19	10.91	2.64	0.009	6.48	0.12	37.56	4.41	59.77
May	55.84	0.07	2.17	7.69	10.91	3.74	0.004	10.35	0.21	37.39	3.58	64.83
June	44.52	0.05	1.50	9.84	13.63	1.79	0.004	6.79	0.13	45.13	2.12	69.03
July	39.64	0.05	2.48	8.74	10.71	3.30	0.005	5.61	0.12	42.45	1.42	64.73
August	37.75	0.05	2.86	6.01	14.51	2.65	0.081	7.23	0.13	29.41	2.32	56.93
September	33.53	0.04	1.88	7.01	11.09	1.46	0.050	4.03	0.09	34.23	1.06	52.88
October	29.57	0.04	1.75	7.79	11.45	0.98	0.000	5.52	0.09	34.26	1.00	54.08
November	31.34	0.04	0.95	9.07	9.09	1.17	0.000	4.41	0.10	26.68	1.16	42.45
December	40.36	0.06	2.33	6.67	10.99	4.68	0.000	9.74	0.16	42.41	1.74	70.36

*Total Metals = Sum of Monthly Average Metals Loads (Cd, Cr, Cu, Pb, Hg, Ni, Ag, Zn)

Field's Point Influent Loading Summary 2024

Field's Point monthly mean influent concentration (ppb)

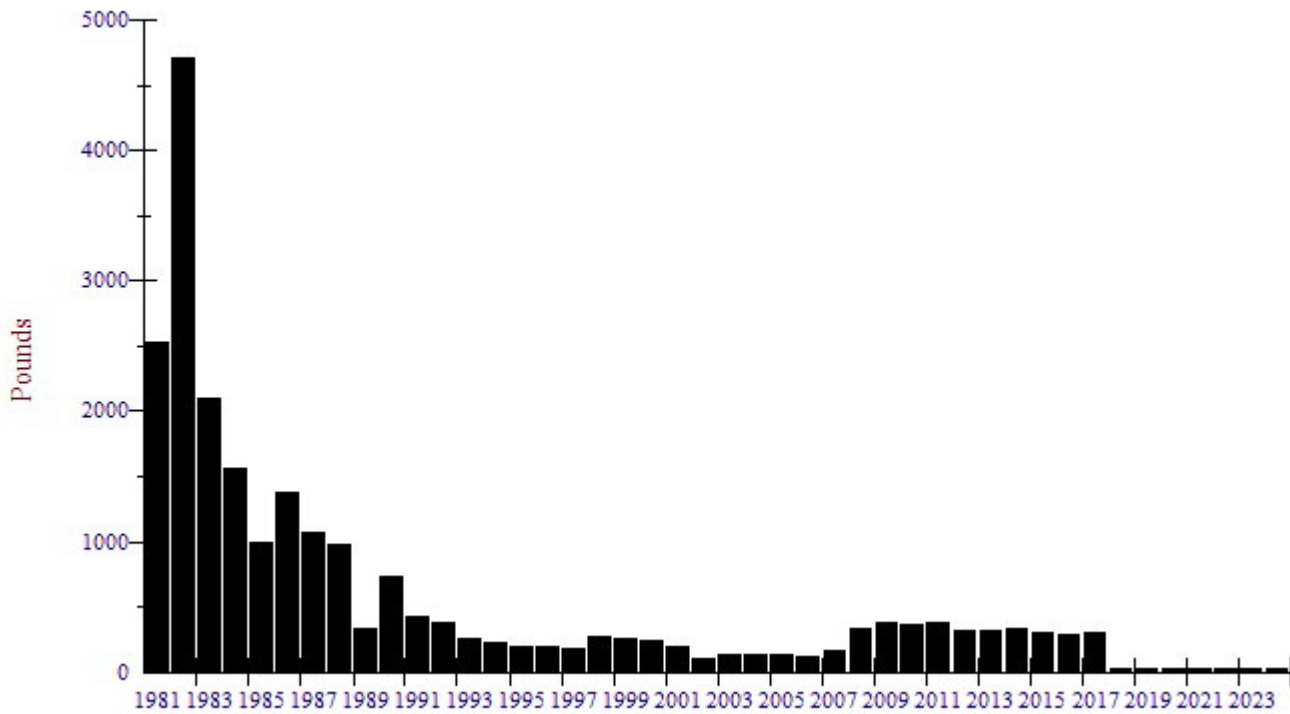
Month	Mean Inf Flow (MGD)	Cd	Total Cr	Hex Cr	Cu	Pb	Hg	Ni	Ag	Zn	Total Cyanide	Total Metals*
January	70.76	0.16	5.19	10.00	24.93	8.82	0.0211	13.33	0.67	60.14	17.85	113.26
February	47.36	0.18	5.70	21.00	30.37	8.90	0.0171	19.07	0.80	82.06	14.28	147.10
March	77.87	0.14	3.67	11.00	20.05	4.98	0.0102	16.35	0.23	65.81	11.19	111.24
April	62.55	0.15	4.15	10.00	21.71	4.63	0.0151	12.80	0.24	71.86	8.47	115.55
May	55.84	0.17	5.25	23.00	26.28	8.07	0.0119	22.87	0.49	89.14	8.47	152.27
June	44.52	0.15	4.37	26.00	39.47	4.98	0.0102	19.98	0.37	132.22	6.05	201.55
July	39.64	0.16	8.49	30.00	35.94	10.84	0.0177	19.04	0.41	142.06	4.80	216.95
August	37.75	0.15	9.59	12.00	45.22	7.76	0.1610	22.94	0.42	91.38	6.85	177.60
September	33.53	0.16	7.35	28.00	42.99	5.65	0.2000	15.71	0.37	133.43	4.11	205.85
October	29.57	0.15	7.17	30.00	47.70	4.03	0.0010	22.92	0.38	140.97	4.15	223.32
November	31.34	0.17	4.05	41.00	38.39	4.96	0.0016	18.93	0.44	113.33	4.95	180.27
December	40.36	0.16	6.00	32.00	28.20	8.79	0.0015	28.68	0.43	111.61	4.69	183.88

*Total Metals = Sum of Monthly Average Metals Concentrations (Cd, Cr, Cu, Pb, Hg, Ni, Ag, Zn)

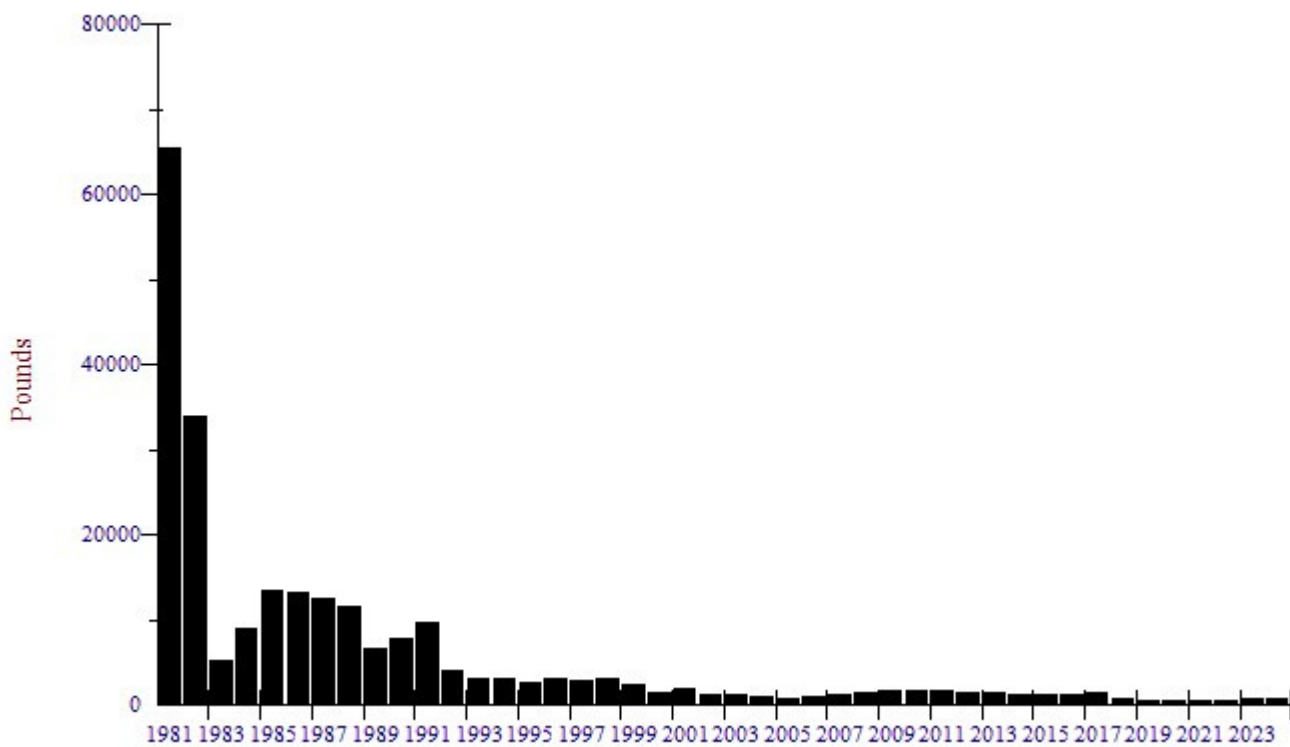
Field's Point Influent Loading Data
Influent loading (lbs/year)

Year	Cadmium	Chromium	Copper	Lead	Mercury	Nickel	Silver	Zinc
1981	2,525	65,354	363,670	30,528	89	214,734	9,040	268,159
1982	4,704	34,033	196,011	24,562	329	142,393	2,729	305,976
1983	2,104	5,330	177,409	16,610	149	140,299	3,531	211,092
1984	1,566	9,109	171,021	17,776	265	134,463	5,249	151,764
1985	995	13,566	125,683	16,208	171	102,841	4,150	146,043
1986	1,385	13,158	114,928	16,848	188	81,718	7,649	163,160
1987	1,077	12,530	74,121	11,751	67	59,380	4,417	149,914
1988	971	11,514	30,915	10,052	123	45,188	2,242	79,569
1989	328	6,744	19,864	5,947	120	33,763	1,710	76,037
1990	724	7,870	25,494	6,118	165	32,448	2,116	63,054
1991	424	9,792	27,871	7,115	178	40,963	2,456	30,663
1992	372	4,067	24,457	6,001	169	35,861	2,232	25,854
1993	256	3,216	25,327	4,943	84	31,380	1,574	26,820
1994	223	3,181	22,996	3,771	84	21,236	1,732	25,351
1995	197	2,701	14,296	2,955	63	18,656	1,349	22,202
1996	197	3,157	14,353	2,188	31	18,534	1,262	17,199
1997	182	2,997	13,794	3,613	25	16,757	1,247	17,307
1998	274	3,148	12,274	3,484	30	12,365	1,251	17,679
1999	259	2,503	11,799	2,141	17	11,491	1,126	18,766
2000	239	1,514	14,178	3,144	13	11,846	1,234	21,689
2001	192	1,970	13,832	2,524	27	8,736	843	16,151
2002	96	1,302	9,469	2,270	11	5,324	777	14,665
2003	134	1,307	7,710	1,951	16	6,058	655	13,400
2004	132	1,081	7,429	1,644	13	7,324	643	13,363
2005	131	893	7,361	1,719	13	4,550	590	15,450
2006	121	1,097	8,392	2,028	11	5,000	574	15,385
2007	166	1,165	6,497	1,214	8	3,472	425	13,395
2008	336	1,586	6,543	1,875	7	3,189	566	14,444
2009	381	1,664	5,854	1,849	7	3,240	604	14,814
2010	362	1,639	5,518	1,886	13	2,978	574	12,022
2011	385	1,781	5,545	1,748	6	3,848	595	12,337
2012	314	1,482	4,780	1,383	6	2,815	509	11,282
2013	325	1,543	5,024	1,512	6	2,605	522	11,387
2014	330	1,365	5,941	1,448	5	2,784	525	12,668
2015	310	1,290	5,458	1,493	5	2,728	470	14,609
2016	291	1,252	5,048	1,348	5	2,956	469	13,037
2017	303	1,502	5,288	1,644	5	2,668	488	13,966
2018	34	698	4,683	1,100	2	3,270	109	13,286
2019	32	602	4,098	1,174	3	2,984	91	11,797
2020	23	472	4,037	948	3	2,024	84	10,468
2021	24	485	3,818	827	4	2,062	55	10,681
2022	23	514	3,177	877	4	1,753	50	9,928
2023	23	780	3,928	875	2	2,434	56	11,241
2024	23	815	4,497	1,004	5	2,718	63	13,848

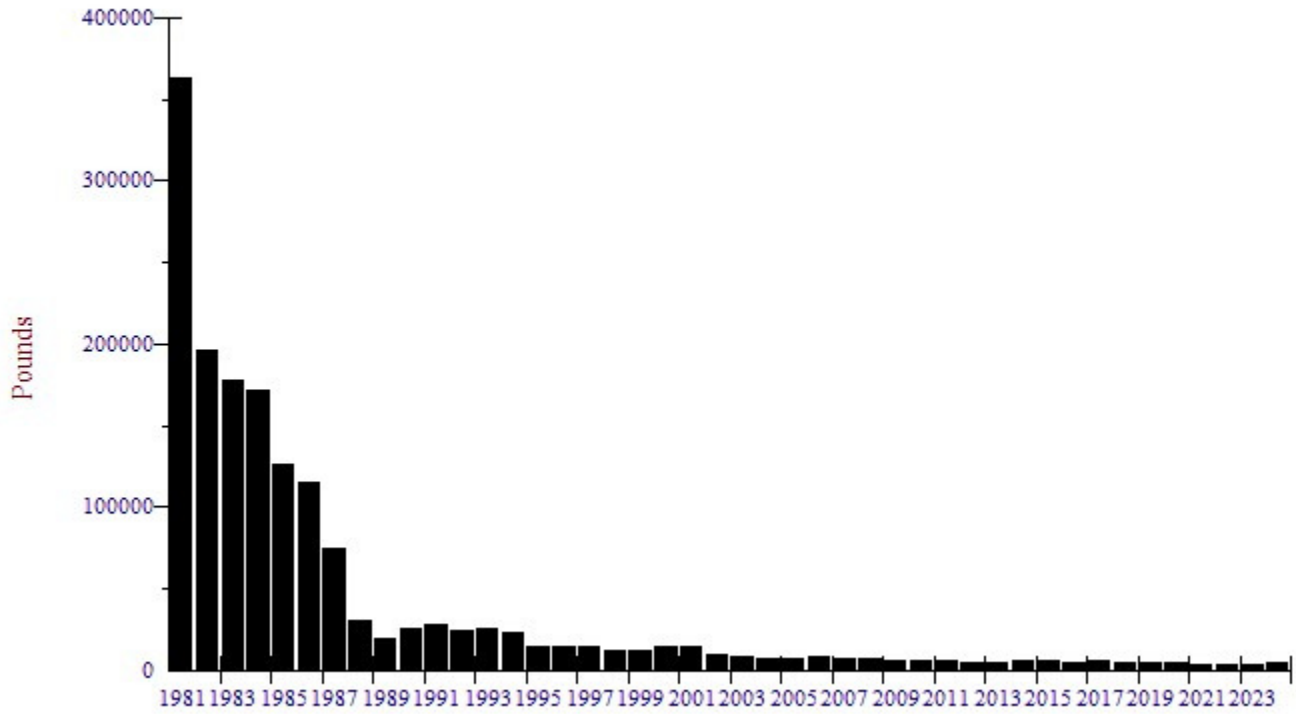
Field's Point Influent Cadmium Loading



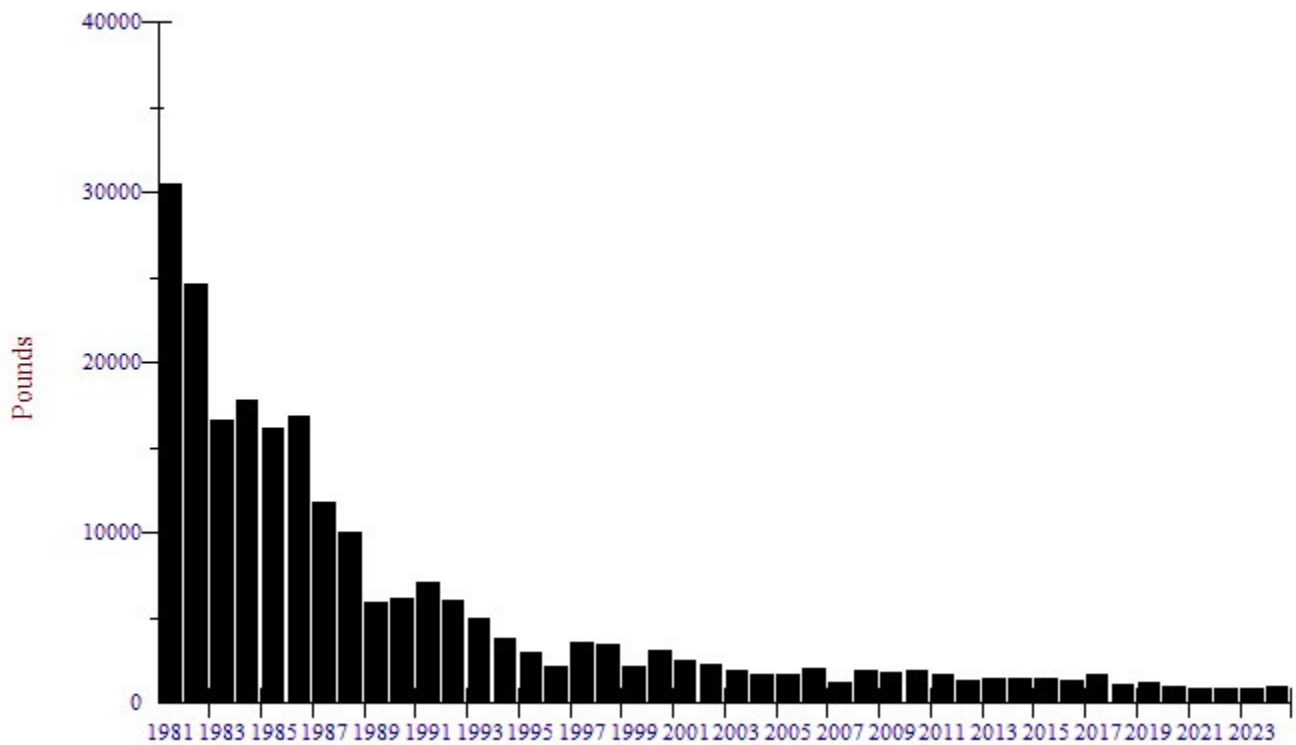
Field's Point Influent Chromium Loading



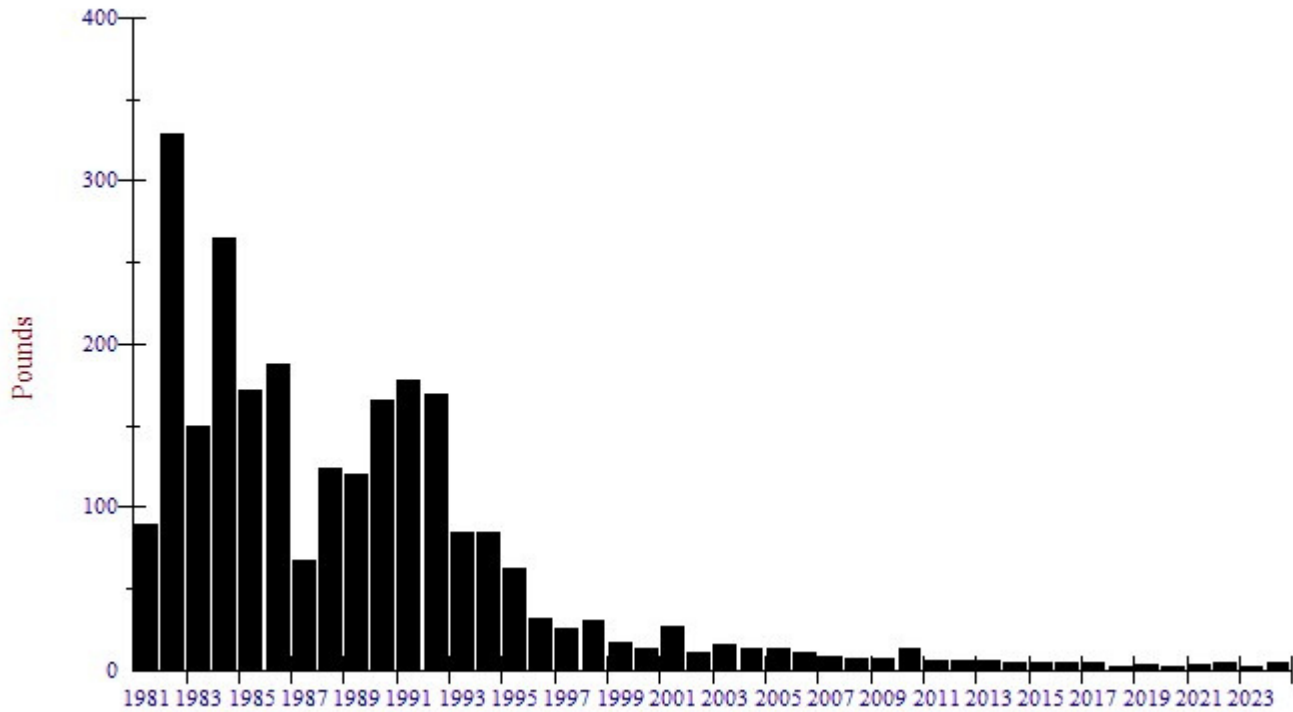
Field's Point Influent Copper Loading



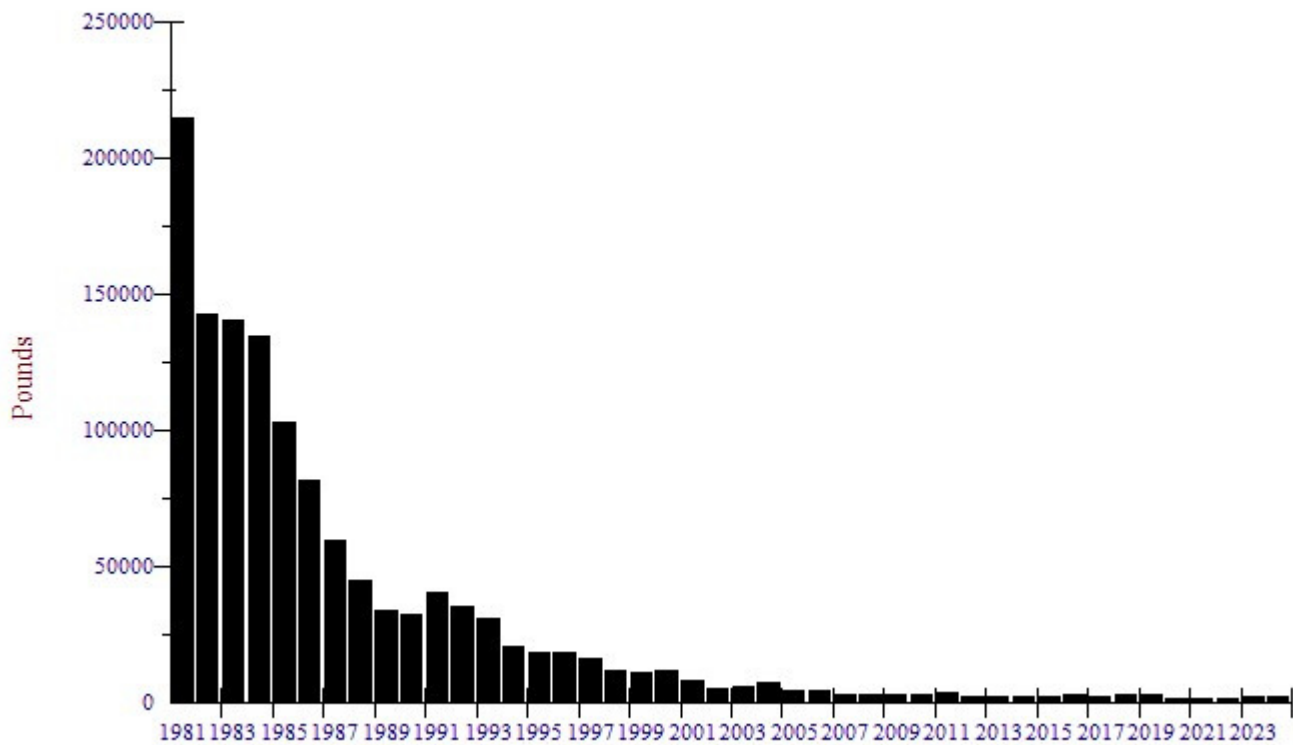
Field's Point Influent Lead Loading



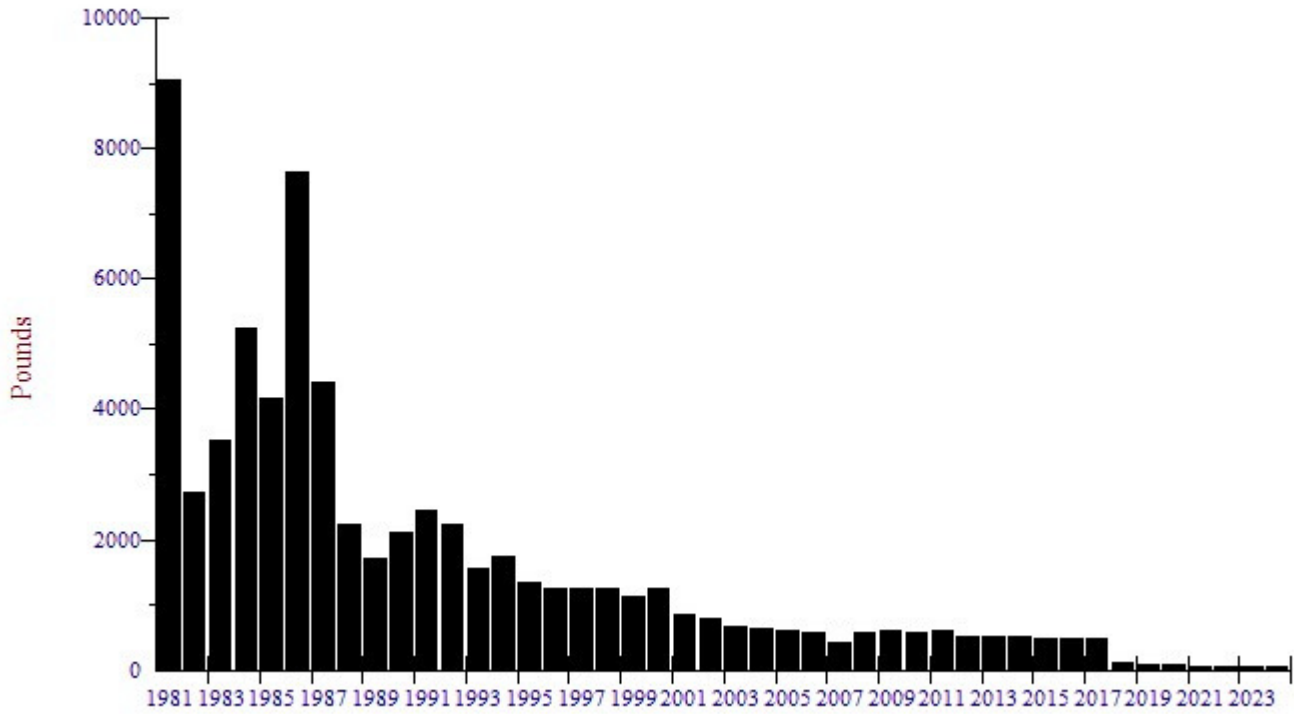
Field's Point Influent Mercury Loading



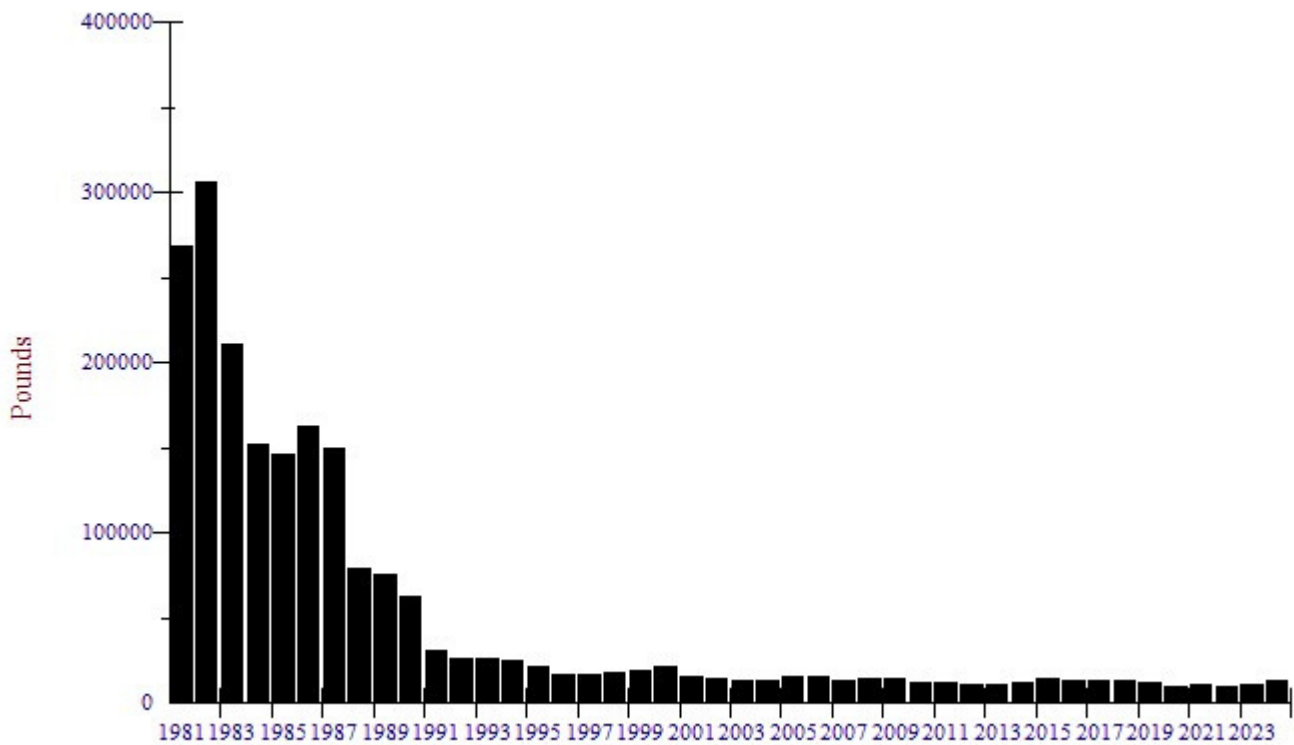
Field's Point Influent Nickel Loading



Field's Point Influent Silver Loading



Field's Point Influent Zinc Loading



EFFLUENT LOADING DATA

FIELD'S POINT

Field's Point Effluent Metals Cd - CN 2024
all analyses in ppb

Date	Day of the Week	Total Eff Flow	Hex Cr			Cu (ppb)	Pb (ppb)	Hg (ppb)	Ni (ppb)	Ag (ppb)	Zn (ppb)	CN (ppb)
			Cd (ppb)	Cr (ppb)	(ppb)							
1/2/2024	Tuesday	46.35	<0.020	1.950		2.225	0.4084		9.109	0.04225	17.80	7.20
1/3/2024	Wednesday	44.62	<0.020	2.220		2.196	0.3638		8.562	0.04329	18.59	6.38
1/9/2024	Tuesday	64.87	<0.020	1.291	<10	2.752	0.6319	0.00189	6.137	0.05941	21.96	<4
1/10/2024	Wednesday	77.11	<0.020	0.9774		2.813	0.6585		4.988	0.04084	24.67	6.20
1/16/2024	Tuesday	75.84	0.04811	1.426		5.339	1.228		6.842	0.1152	34.20	7.73
1/17/2024	Wednesday	75.47	0.03207	1.204		3.706	0.6512		7.071	0.09402	26.16	6.74
1/23/2024	Tuesday	56.98	0.02091	1.771		2.632	0.3969		8.470	0.1217	21.32	6.04
1/24/2024	Wednesday	67.23	0.02685	1.733		3.618	0.7212		7.629	0.1044	24.41	7.04
1/30/2024	Tuesday	59.09	0.02848	2.100		3.391	0.4644		12.09	0.08251	25.30	6.31
1/31/2024	Wednesday	57.74	0.02366	3.292		2.987	0.4111		12	0.08665	24.54	6.21
2/6/2024	Tuesday	48.72	<0.020	1.903	<10	2.684	0.3487	0.00111	9.019	0.1101	24.04	<4
2/7/2024	Wednesday	47.64	<0.020	1.872		2.542	0.3421		9.380	0.1317	25.13	<4
2/13/2024	Tuesday	50.15	<0.020	1.610		2.537	0.4809		6.442	0.1187	20.74	8.81
2/14/2024	Wednesday	42.10	<0.020	1.852		2.746	0.4441		8.805	0.1447	23.36	6.17
2/20/2024	Tuesday	40.14	<0.020	1.651	<10	2.640	0.3196		8.968	0.06606	23.68	5.25
2/21/2024	Wednesday	38.20	<0.020	1.853		2.532	0.3426		10.23	0.06714	25.66	4.97
2/27/2024	Tuesday	52.86	<0.020	1.419		2.896	0.3671		13.62	0.08697	22.11	5.82
2/28/2024	Wednesday	62.87	<0.020	1.467		2.754	0.4596		11.37	0.09383	24.06	5.27
3/5/2024	Tuesday	74.03	<0.020	1.266	<10	3.208	0.4547	<0.001	17.01	0.05457	59.72	<4
3/6/2024	Wednesday	73.29	<0.020	1.219		3.239	0.4682		13.55	0.04685	45.79	<4
3/12/2024	Tuesday	76.63	<0.020	1.215		2.615	0.4199		8.618	0.02639	25	4.24
3/13/2024	Wednesday	76.91	<0.020	1.430		2.727	0.4495		8.048	0.03893	24.59	4.79
3/19/2024	Tuesday	52.33	<0.020	1.420		2.693	0.5195		14.09	0.03649	21.63	<4
3/20/2024	Wednesday	51.81	<0.020	1.401		2.847	0.5620		12.65	0.03667	22.51	4.03
3/26/2024	Tuesday	72.00	<0.020	1.147		2.186	0.4125		6.565	<0.020	20.83	5.77
3/27/2024	Wednesday	69.14	<0.020	1.550		2.586	0.4580		7.543	0.02184	23.66	5.47
4/2/2024	Tuesday	71.99	<0.020	1.405		2.134	0.4239		7.161	0.02285	22.51	<4
4/3/2024	Wednesday	78.10	<0.020	1.058		2.375	0.4373		6.337	0.02003	34.56	<4
4/9/2024	Tuesday	74.21	<0.020	1.261	<10	2.560	0.3698	0.00121	8.880	0.02812	28.01	5.21
4/10/2024	Wednesday	75.39	<0.020	1.227		2.196	0.3401		8.655	0.02311	24.59	<4
4/16/2024	Tuesday	53.94	<0.020	0.9667		2	0.3747		8.571	<0.020	22.90	4.96
4/17/2024	Wednesday	54.39	<0.020	1.036		2.082	0.3306		8.861	<0.020	22.27	5.55
4/23/2024	Tuesday	46.94	<0.020	1.087		1.727	<0.300		7.408	0.04553	18.03	4.66
4/24/2024	Wednesday	48.35	<0.020	0.7863		1.846	0.3326		7.226	0.02459	24.17	4.58
4/30/2024	Tuesday	45.37	<0.020	3.006		2.372	<0.300		9.986	<0.020	23.62	4.78
5/1/2024	Wednesday	42.07	<0.020	1.944		2.141	<0.300		10.49	<0.020	25.09	<4
5/7/2024	Tuesday	40.09	<0.020	3.439	<10	2.070	0.3270	0.00109	11.12	0.02048	22.27	4.82
5/8/2024	Wednesday	63.19	<0.020	1.470		2.199	0.4346		40.34	0.02398	18.83	<4
5/14/2024	Tuesday	40.04	<0.020	1.826		1.679	0.3132		14.31	0.03409	19.12	<4
5/15/2024	Wednesday	59.27	<0.020	1.658		2.598	0.5229		11.01	0.04976	17.61	<4
5/21/2024	Tuesday	46.52	<0.020	1.562		1.835	0.3468		9.162	0.02240	19.76	4.24
5/22/2024	Wednesday	45.27	<0.020	1.256		2.038	0.4190		8.289	0.02609	16.99	5.22
5/28/2024	Tuesday	52.83	<0.020	1.139		1.465	0.3118		8.737	<0.020	15.68	6.57
5/29/2024	Wednesday	54.16	<0.020	1.537		2.876	0.4786		10.20	0.03022	18.35	4.02
6/4/2024	Tuesday	45.37	<0.020	1.120	<10	1.653	<0.300	0.00122	10.24	0.02079	16.08	4.35
6/5/2024	Wednesday	46.22	<0.020	1.258		1.845	<0.300		11.59	0.02327	16.72	4.55
6/11/2024	Tuesday	40.94	<0.020	1.419		1.998	0.3130		11.46	0.02363	16.02	4.36
6/12/2024	Wednesday	39.44	<0.020	1.693		2.038	<0.300		11.35	0.02656	18.26	5.64
6/18/2024	Tuesday	36.27	<0.020	1.048		1.975	<0.300		12.83	<0.020	19.58	4.35
6/19/2024	Wednesday	34.66	<0.020	1.069		2.220	<0.300		13.64	<0.020	21.86	<4
6/25/2024	Tuesday	38.01	<0.020	1.446		2.345	<0.300		16.41	0.02005	28.03	5.08
6/26/2024	Wednesday	50.87	<0.020	1.210		3.601	0.5384		12.06	0.03145	26.55	<4
7/2/2024	Tuesday	35.54	<0.020	1.588		2.191	<0.300		14.43	<0.020	35.24	4.71
7/3/2024	Wednesday	35.02	<0.020	1.528		1.958	<0.300		13.87	<0.020	33.51	<4

Date	Day of the Week	Total Eff		Hex Cr						Zn	CN	
		Flow	Cd (ppb)	Cr (ppb)	(ppb)	Cu (ppb)	Pb (ppb)	Hg (ppb)	Ni (ppb)	Ag (ppb)	(ppb)	(ppb)
7/9/2024	Tuesday	35.05	<0.020	1.079	<10	2.284	0.3419		10.23	0.02438	30.79	<4
7/10/2024	Wednesday	38.39	<0.020	1.370		2.245	0.3780		9.448	<0.020	30.60	<4
7/16/2024	Tuesday	34.93	<0.020	1.185	<10	2.052	0.3310	0.00132	9.386	<0.020	30.16	<4
7/17/2024	Wednesday	43.30	<0.020	1.321		2.460	0.4352		9.059	<0.020	24.55	<4
7/23/2024	Tuesday	33.55	<0.020	1.900		2.027	<0.300		14.77	0.02241	23.21	<4
7/24/2024	Wednesday	32.27	<0.020	2.997		2.080	0.3071		14.59	0.02245	23.20	<4
7/30/2024	Tuesday	33.72	<0.020	1.154		1.676	<0.300		11	0.02759	24.58	<4
7/31/2024	Wednesday	33.86	<0.020	1.107		1.532	<0.300		12.01	0.02001	25.56	<4
8/6/2024	Tuesday	60.02	<0.020	1.101	<10	2.478	0.3572	0.00142	12.93	<0.020	20.79	<4
8/7/2024	Wednesday	45.17	<0.020	1.094		2.161	<0.300		15.08	<0.020	23.88	<4
8/13/2024	Tuesday	34.40	<0.020	1.682		2.145	<0.300		11.28	<0.020	25.15	<4
8/14/2024	Wednesday	29.31	<0.020	3.056		2.304	<0.300		13.19	0.03866	24.53	<4
8/16/2024	Friday	32.86										<4
8/20/2024	Tuesday	32.86	<0.020	1.628		2.185	<0.300		13.56	0.02208	24.11	5.52
8/21/2024	Wednesday	35.56	<0.020	1.550		2.220	<0.300		14.13	<0.020	22.72	4.99
8/27/2024	Tuesday	34.44	<0.020	1.260		2.589	<0.300		12.25	0.03578	22.80	5.03
8/28/2024	Wednesday	35.22	<0.020	2.375		2.934	<0.300		12.04	0.02983	21.88	5.71
9/3/2024	Tuesday	32.24	<0.020	1.219		2.612	<0.300		8.655	<0.020	24.65	<4
9/4/2024	Wednesday	31.03	<0.020	1.696		2.582	<0.300		10.20	<0.020	26.79	<4
9/10/2024	Tuesday	30.04	<0.020	1.791	<10	2.626	<0.300	<0.200	10.62	0.02626	29.16	5.11
9/11/2024	Wednesday	29.79	<0.020	2.291		2.440	<0.300		11.64	0.02596	30.53	4.37
9/17/2024	Tuesday	30.35	<0.020	1.328		2.132	<0.300		9.839	<0.020	26.06	5.56
9/18/2024	Wednesday	34.12	<0.020	1.292		2.272	<0.300		10.72	<0.020	26.49	<4
9/24/2024	Tuesday	29.54	<0.020	2.025		2.355	<0.300		9.992	<0.020	23.83	<4
9/25/2024	Wednesday	30.34	<0.020	1.972		2.160	<0.300		11.43	<0.020	26.99	5.02
10/1/2024	Tuesday	30.70	<0.020	1.521		2.118	0.3134		10.66	0.02149	27.61	<4
10/2/2024	Wednesday	32.51	<0.020	1.737		1.961	<0.300		11.20	<0.020	27.22	<4
10/8/2024	Tuesday	31.15	0.09243	1.885	<10	2.550	0.4324	<0.001	11.99	0.07126	21.91	<4
10/9/2024	Wednesday	26.41	<0.020	1.359		2.048	0.3163		14.79	0.02785	21.68	<4
10/15/2024	Tuesday	28.68	<0.020	1.235		1.975	<0.300		8.840	<0.020	19.98	<4
10/16/2024	Wednesday	26.63	<0.020	1.987		2.532	0.3307		10.37	0.02522	21.67	<4
10/22/2024	Tuesday	28.20	<0.020	1.723	<10	2.157	0.3134		13.17	0.03082	25.06	<4
10/23/2024	Wednesday	28.28	<0.020	2.329		2.027	0.3018		12.76	0.02646	23.47	<4
10/29/2024	Tuesday	30.22	<0.020	1.261		2.203	<0.300		10.28	0.02433	18.58	<4
10/30/2024	Wednesday	26.20	<0.020	1.234		2.345	<0.300		11.87	<0.020	21.82	<4
11/5/2024	Tuesday	26.52	<0.020	1.383	<10	1.936	<0.300	<0.001	14.21	<0.020	19.86	<4
11/6/2024	Wednesday	25.01	<0.020	1.559		2.136	<0.300		17.12	<0.020	26.41	<4
11/12/2024	Tuesday	26.37	<0.020	1.626		2.077	<0.300		12.51	0.02766	24.83	<4
11/13/2024	Wednesday	25.65	<0.020	1.656		2.124	<0.300		13.12	0.02820	25.75	<4
11/19/2024	Tuesday	29.11	<0.020	1.530		2.101	<0.300		10.99	0.02168	17.29	<4
11/20/2024	Wednesday	30.69	<0.020	1.139		2.069	<0.300		9.970	0.02848	17.99	<4
11/26/2024	Tuesday	31.57	<0.020	1.155		2.436	0.3594		10.78	0.03291	25.04	4.90
11/27/2024	Wednesday	28.01	<0.020	1.268		2.362	0.3565		11.72	0.02752	21.98	<4
12/3/2024	Tuesday	25.00	<0.020	1.298	<10	2.333	0.3354	<0.001	11.82	0.03605	20.47	4.36
12/4/2024	Wednesday	38.32	<0.020	1.103		2.056	0.3287		16.17	0.02338	15.50	<4
12/10/2024	Tuesday	30.06	<0.020	1.402		2.464	0.4233		14.90	0.02025	25.54	<4
12/11/2024	Wednesday	73.16	<0.020	1.097		3.963	0.7567		8.006	0.02821	22.87	<4
12/17/2024	Tuesday	34.34	<0.020	1.616		2.319	0.3526		12.32	0.04048	26.20	<4
12/18/2024	Wednesday	50.99	<0.020	1.486		2.421	0.3975		9.908	0.03217	23.65	<4
12/24/2024	Tuesday	35.15	<0.020	1.403		1.566	<0.300		9.768	<0.020	20.38	4.21
12/25/2024	Wednesday	31.35	<0.020	1.486		1.302	<0.300		8.679	<0.020	16.15	<4
12/31/2024	Tuesday	47.24	<0.020	0.8545		1.414	0.3485		6.170	<0.020	14.67	<4

Field's Point Effluent Metals Al - Mo 2024

all analyses in ppb

Date	Day of the Week	Total Eff Flow	Al (ppb)	Fe (ppb)	Se (ppb)	As (ppb)	Mo (ppb)
1/2/2024	Tuesday	46.35	10.20		<1	2.992	4.911
1/3/2024	Wednesday	44.62	9.507		<1	3.075	4.852
1/9/2024	Tuesday	64.87	16.90	149.5	<1	1.638	2.301
1/10/2024	Wednesday	77.11	20.22		<1	1.097	2.058
1/16/2024	Tuesday	75.84	41.09		<1	1.899	2.167
1/17/2024	Wednesday	75.47	18.25		<1	2.039	2.395
1/23/2024	Tuesday	56.98	8.906		<1	2.989	4.134
1/24/2024	Wednesday	67.23	19.80		1.050	2.660	2.917
1/30/2024	Tuesday	59.09	16.10		1.530	3.208	3.910
1/31/2024	Wednesday	57.74	11.63		1.640	3.097	4.352
2/6/2024	Tuesday	48.72	10.17	121.3	<1	3.228	1.865
2/7/2024	Wednesday	47.64	9.719		<1	3.229	2.024
2/13/2024	Tuesday	50.15	12.43		<1	2.473	2.629
2/14/2024	Wednesday	42.10	13.97		<1	2.748	3.146
2/20/2024	Tuesday	40.14	8.455		<1	2.663	3.057
2/21/2024	Wednesday	38.20	8.721		<1	2.684	3.772
2/27/2024	Tuesday	52.86	10.15		<1	2.406	4.620
2/28/2024	Wednesday	62.87	12.53		<1	2.407	3.699
3/5/2024	Tuesday	74.03	11.54	95.84	<1	1.903	2.927
3/6/2024	Wednesday	73.29	13.30		<1	1.760	2.795
3/12/2024	Tuesday	76.63	11.16		<1	1.995	3.336
3/13/2024	Wednesday	76.91	13.31		<1	2.032	3.015
3/19/2024	Tuesday	52.33	13.79		<1	2.196	4.784
3/20/2024	Wednesday	51.81	14.03		<1	2.186	6.042
3/26/2024	Tuesday	72.00	9.504		<1	2.005	2.878
3/27/2024	Wednesday	69.14	12.09		<1	2.310	3.082
4/2/2024	Tuesday	71.99	11.83		<1	2.201	2.316
4/3/2024	Wednesday	78.10	11.81		<1	1.753	1.751
4/9/2024	Tuesday	74.21	10.18	111.7	1.244	2.188	2.726
4/10/2024	Wednesday	75.39	9.448		<1	2.108	1.827
4/16/2024	Tuesday	53.94	8.345		<1	1.785	2.366
4/17/2024	Wednesday	54.39	8.154		<1	1.716	1.966
4/23/2024	Tuesday	46.94	6.911		1.009	2.282	2.896
4/24/2024	Wednesday	48.35	8.103		1.053	1.762	4.774
4/30/2024	Tuesday	45.37	7.267		<1	1.926	6.483
5/1/2024	Wednesday	42.07	7.048		<1	2.022	6.743
5/7/2024	Tuesday	40.09	8.547	159.1	<1	2.223	9.703
5/8/2024	Wednesday	63.19	10.31		<1	1.842	6.913
5/14/2024	Tuesday	40.04	8.260		<1	3.082	9.658
5/15/2024	Wednesday	59.27	14.58		1.101	2.671	7.144
5/21/2024	Tuesday	46.52	7.498		<1	2.778	7.256
5/22/2024	Wednesday	45.27	10.53		<1	2.051	9.865
5/28/2024	Tuesday	52.83	6.145		<1	2.091	6.851
5/29/2024	Wednesday	54.16	12.91		<1	2.221	9.379
6/4/2024	Tuesday	45.37	6.138	206.2	<1	2.102	22.07
6/5/2024	Wednesday	46.22	6.545		<1	1.969	12.17
6/11/2024	Tuesday	40.94	7.523		<1	2.189	4.467
6/12/2024	Wednesday	39.44	7.274		<1	2.098	7.468
6/18/2024	Tuesday	36.27	6.548		<1	1.782	6.602
6/19/2024	Wednesday	34.66	7.124		<1	1.895	5.979
6/25/2024	Tuesday	38.01	6.587		<1	2.018	5.884
6/26/2024	Wednesday	50.87	15.27		1.214	1.934	14.33
7/2/2024	Tuesday	35.54	5.889		<1	2.029	3.610

Date	Day of the Week	Total Eff Flow	Al (ppb)	Fe (ppb)	Se (ppb)	As (ppb)	Mo (ppb)
7/3/2024	Wednesday	35.02	5.981		<1	1.928	3.602
7/9/2024	Tuesday	35.05	5.981		<1	1.992	5.304
7/10/2024	Wednesday	38.39	7.406		<1	1.927	5.133
7/16/2024	Tuesday	34.93	7.312	163.4	<1	1.867	5.182
7/17/2024	Wednesday	43.30	9.464		<1	1.624	4.640
7/23/2024	Tuesday	33.55	6.350		<1	1.881	5.522
7/24/2024	Wednesday	32.27	7.136		<1	1.778	5.596
7/30/2024	Tuesday	33.72	5.938		<1	1.580	5.860
7/31/2024	Wednesday	33.86	5.726		<1	1.391	5.611
8/6/2024	Tuesday	60.02	7.375	270.7	<1	1.813	2.895
8/7/2024	Wednesday	45.17	7.708		<1	1.561	2.834
8/13/2024	Tuesday	34.40	5.957		<1	1.710	4.591
8/14/2024	Wednesday	29.31	6.773		<1	2.001	4.112
8/20/2024	Tuesday	32.86	5.833		<1	1.990	4.794
8/21/2024	Wednesday	35.56	5.799		<1	2.197	7.573
8/27/2024	Tuesday	34.44	6.613		<1	1.531	5.403
8/28/2024	Wednesday	35.22	6.933		<1	1.459	6.447
9/3/2024	Tuesday	32.24	6.822		<1	1.133	6.533
9/4/2024	Wednesday	31.03	7.123		<1	1.290	7.543
9/10/2024	Tuesday	30.04	6.289	193.8	<1	1.345	7.283
9/11/2024	Wednesday	29.79	8.693		<1	1.345	6.513
9/17/2024	Tuesday	30.35	7.260		<1	1.345	5.470
9/18/2024	Wednesday	34.12	7.556		<1	1.594	7.288
9/24/2024	Tuesday	29.54	7.509		1.138	1.538	6.843
9/25/2024	Wednesday	30.34	11.53		<1	1.687	6.550
10/1/2024	Tuesday	30.70	9.296		<1	1.576	7.425
10/2/2024	Wednesday	32.51	8.631		<1	1.332	7.064
10/8/2024	Tuesday	31.15	10.43	462.7	<1	1.669	6.038
10/9/2024	Wednesday	26.41	8.728		<1	1.431	6.331
10/15/2024	Tuesday	28.68	8.907		<1	1.338	4.218
10/16/2024	Wednesday	26.63	12.80		<1	1.527	5.316
10/22/2024	Tuesday	28.20	11.06		<1	1.509	6.931
10/23/2024	Wednesday	28.28	11.39		<1	1.553	7.646
10/29/2024	Tuesday	30.22	9.392		<1	1.572	7.088
10/30/2024	Wednesday	26.20	9.137		<1	1.477	9.236
11/5/2024	Tuesday	26.52	10.38	361.9	<1	1.425	6.138
11/6/2024	Wednesday	25.01	14.19		1.341	2.037	11.81
11/12/2024	Tuesday	26.37	12.95		1.576	2.180	10.63
11/13/2024	Wednesday	25.65	14.57		1.282	2.398	11.42
11/19/2024	Tuesday	29.11	10.69		1.330	1.635	16.73
11/20/2024	Wednesday	30.69	11.94		1.221	1.697	11.07
11/26/2024	Tuesday	31.57	11.19		<1	1.500	7.436
11/27/2024	Wednesday	28.01	12.48		<1	1.690	6.961
12/3/2024	Tuesday	25.00	11.83	361.7	<1	1.634	13.60
12/4/2024	Wednesday	38.32	10.90		<1	1.645	9.697
12/10/2024	Tuesday	30.06	16.27		<1	1.568	3.338
12/11/2024	Wednesday	73.16	28.49		<1	1.111	2.089
12/17/2024	Tuesday	34.34	9.681		<1	2.383	2.453
12/18/2024	Wednesday	50.99	10.83		<1	1.788	1.913
12/24/2024	Tuesday	35.15	7.924		<1	1.792	2.117
12/25/2024	Wednesday	31.35	7.107		<1	1.855	1.421
12/31/2024	Tuesday	47.24	9.531		<1	1.318	1.337

Field's Point Monthly Average, Minimum, and Maximum Effluent Data 2024
all analyses in ppb

Date		Flow (MGD)	Cd	TTL Cr	Hex Cr	Cu	Pb	Hg(ppt)	Ni	Ag	Zn	CN
January	Average	63.91	0.03	1.80	10.00	3.17	0.59	1.89	8.29	0.08	23.90	6.39
	Minimum	43.39	0.02	0.98	10.00	2.20	0.36	1.89	4.99	0.04	17.80	4.00
	Maximum	77.38	0.05	3.29	10.00	5.34	1.23	1.89	12.09	0.12	34.20	7.73
February	Average	47.36	0.02	1.70	10.00	2.67	0.39	1.11	9.73	0.10	23.60	5.54
	Minimum	38.20	0.02	1.42	10.00	2.53	0.32	1.11	6.44	0.07	20.74	4.00
	Maximum	70.08	0.02	1.90	10.00	2.90	0.48	1.11	13.62	0.14	25.66	8.81
March	Average	69.09	0.02	1.33	10.00	2.76	0.47	1.00	11.01	0.04	30.47	4.54
	Minimum	39.95	0.02	1.15	10.00	2.19	0.41	1.00	6.57	0.02	20.83	4.00
	Maximum	78.98	0.02	1.55	10.00	3.24	0.56	1.00	17.01	0.05	59.72	5.77
April	Average	61.43	0.02	1.31	10.00	2.14	0.36	1.21	8.12	0.02	24.52	4.64
	Minimum	44.39	0.02	0.79	10.00	1.73	0.30	1.21	6.34	0.02	18.03	4.00
	Maximum	78.10	0.02	3.01	10.00	2.56	0.44	1.21	9.99	0.05	34.56	5.55
May	Average	55.16	0.02	1.76	10.00	2.10	0.38	1.09	13.74	0.03	19.30	4.54
	Minimum	40.04	0.02	1.14	10.00	1.47	0.30	1.09	8.29	0.02	15.68	4.00
	Maximum	74.89	0.02	3.44	10.00	2.88	0.52	1.09	40.34	0.05	25.09	6.57
June	Average	44.52	0.02	1.28	10.00	2.21	0.33	1.22	12.45	0.02	20.39	4.54
	Minimum	34.66	0.02	1.05	10.00	1.65	0.30	1.22	10.24	0.02	16.02	4.00
	Maximum	62.61	0.02	1.69	10.00	3.60	0.54	1.22	16.41	0.03	28.03	5.64
July	Average	39.64	0.02	1.52	10.00	2.05	0.33	1.32	11.88	0.02	28.14	4.07
	Minimum	29.98	0.02	1.08	10.00	1.53	0.30	1.32	9.06	0.02	23.20	4.00
	Maximum	63.03	0.02	3.00	10.00	2.46	0.44	1.32	14.77	0.03	35.24	4.71
August	Average	37.75	0.02	1.72	10.00	2.38	0.31	1.42	13.06	0.03	23.23	4.66
	Minimum	29.31	0.02	1.09	10.00	2.15	0.30	1.42	11.28	0.02	20.79	4.00
	Maximum	60.02	0.02	3.06	10.00	2.93	0.36	1.42	15.08	0.04	25.15	5.71
September	Average	33.53	0.02	1.70	10.00	2.40	0.30	200.00	10.39	0.02	26.81	4.51
	Minimum	27.50	0.02	1.22	10.00	2.13	0.30	200.00	8.66	0.02	23.83	4.00
	Maximum	56.95	0.02	2.29	10.00	2.63	0.30	200.00	11.64	0.03	30.53	5.56
October	Average	29.57	0.03	1.63	10.00	2.19	0.32	1.00	11.59	0.03	22.90	4.00
	Minimum	26.20	0.02	1.23	10.00	1.96	0.30	1.00	8.84	0.02	18.58	4.00
	Maximum	49.69	0.09	2.33	10.00	2.55	0.43	1.00	14.79	0.07	27.61	4.00
November	Average	31.34	0.02	1.41	10.00	2.16	0.31	1.00	12.55	0.03	22.39	4.11
	Minimum	23.61	0.02	1.14	10.00	1.94	0.30	1.00	9.97	0.02	17.29	4.00
	Maximum	68.65	0.02	1.66	10.00	2.44	0.36	1.00	17.12	0.03	26.41	4.90
December	Average	39.01	0.02	1.31	10.00	2.20	0.39	1.00	10.86	0.03	20.60	4.06
	Minimum	24.96	0.02	0.85	10.00	1.30	0.30	1.00	6.17	0.02	14.67	4.00
	Maximum	73.16	0.02	1.62	10.00	3.96	0.76	1.00	16.17	0.04	26.20	4.36

Field's Point Effluent Loading Summary 2024

Field's Point monthly mean effluent loading summary (lbs/month)

Monthly total loads calculated as: Monthly Total Effluent Flow (MG) * Average Daily Concentration (ppb) * Conversion Factor (0.00834).

Month	Total Monthly Eff Flow (MG)	Cd	Total Cr	Hex Cr	Cu	Pb	Hg	Ni	Ag	Zn	Total Cyanide	Total Metals*
January	1981.27	0.43	29.68	165.24	52.31	9.81	0.0312	136.98	1.31	394.84	105.50	625.39
February	1373.49	0.23	19.51	114.55	30.54	4.45	0.0127	111.45	1.17	270.31	63.42	437.67
March	2141.69	0.36	23.77	178.62	49.35	8.36	0.0179	196.64	0.63	544.18	81.05	823.31
April	1843.01	0.31	20.21	153.71	32.95	5.48	0.0186	124.82	0.38	376.86	71.29	561.02
May	1709.94	0.29	25.08	142.61	29.95	5.47	0.0155	195.94	0.39	275.24	64.76	532.38
June	1335.65	0.22	14.29	111.39	24.61	3.69	0.0136	138.66	0.26	227.10	50.59	408.85
July	1228.70	0.20	15.61	102.47	21.01	3.37	0.0135	121.73	0.22	288.36	41.72	450.53
August	1170.23	0.20	16.77	97.60	23.20	3.00	0.0139	127.44	0.25	226.74	45.44	397.61
September	1005.99	0.17	14.28	83.90	20.11	2.52	1.6780	87.15	0.18	224.96	37.82	351.04
October	916.77	0.21	12.44	76.46	16.76	2.45	0.0076	88.64	0.22	175.09	30.58	295.81
November	940.29	0.16	11.09	78.42	16.90	2.47	0.0078	98.44	0.20	175.61	32.25	304.88
December	1209.38	0.20	13.16	100.86	22.23	3.97	0.0101	109.54	0.27	207.81	40.98	357.19
Total (lbs/year)		2.97	215.90	1405.82	339.92	55.04	1.8405	1537.42	5.49	3387.09	665.40	

*Total Metals = Sum of Monthly Metals Loads (Cd, Cr, Cu, Pb, Hg, Ni, Ag, Zn)

Field's Point monthly mean effluent loading summary (lbs/day)

Average of daily loads – Each Daily load is calculated as: Daily Effluent Flow (MG) * Daily Concentration (ppb) * Conversion Factor (0.00834); the average of those loads is reported here.

Month	Mean Eff Flow (MGD)	Cd	Total Cr	Hex Cr	Cu	Pb	Hg	Ni	Ag	Zn	Total Cyanide	Total Metals*
January	63.91	0.01	0.90	5.41	1.71	0.33	0.0010	4.21	0.04	12.77	3.34	19.97
February	47.36	0.01	0.67	3.71	1.07	0.16	0.0005	3.93	0.04	9.39	2.22	15.26
March	69.09	0.01	0.75	6.17	1.57	0.26	0.0006	6.17	0.02	17.74	2.60	26.53
April	61.43	0.01	0.65	6.19	1.11	0.19	0.0007	4.09	0.01	12.77	2.33	18.83
May	55.16	0.01	0.70	3.34	0.87	0.16	0.0004	6.00	0.01	7.84	1.86	15.60
June	44.52	0.01	0.44	3.78	0.77	0.12	0.0005	4.27	0.01	7.05	1.57	12.67
July	39.64	0.01	0.45	2.92	0.61	0.10	0.0004	3.49	0.01	8.36	1.21	13.02
August	37.75	0.01	0.52	5.01	0.76	0.10	0.0007	4.20	0.01	7.37	1.48	12.96
September	33.53	0.01	0.44	2.51	0.62	0.08	0.0501	2.68	0.01	6.91	1.16	10.78
October	29.57	0.01	0.39	2.47	0.53	0.08	0.0003	2.78	0.01	5.54	0.96	9.34
November	31.34	0.00	0.33	2.21	0.50	0.07	0.0002	2.88	0.01	5.18	0.96	8.97
December	39.01	0.01	0.43	2.09	0.80	0.15	0.0002	3.51	0.01	7.01	1.37	11.92

*Total Metals = Sum of Monthly Average Metals Concentrations (Cd, Cr, Cu, Pb, Hg, Ni, Ag, Zn)

Field's Point Effluent Loading Summary 2024

Field's Point monthly mean effluent concentration (ppb)

Month	Mean Eff Flow (MGD)	Cd	Total Cr	Hex Cr	Cu	Pb	Hg	Ni	Ag	Zn	Total Cyanide	Total Metals*
January	63.91	0.03	1.80	10.00	3.17	0.59	0.0019	8.29	0.08	23.90	6.39	37.85
February	47.36	0.02	1.70	10.00	2.67	0.39	0.0011	9.73	0.10	23.60	5.54	38.21
March	69.09	0.02	1.33	10.00	2.76	0.47	0.0010	11.01	0.04	30.47	4.54	46.09
April	61.43	0.02	1.31	10.00	2.14	0.36	0.0012	8.12	0.02	24.52	4.64	36.50
May	55.16	0.02	1.76	10.00	2.10	0.38	0.0011	13.74	0.03	19.30	4.54	37.33
June	44.52	0.02	1.28	10.00	2.21	0.33	0.0012	12.45	0.02	20.39	4.54	36.70
July	39.64	0.02	1.52	10.00	2.05	0.33	0.0013	11.88	0.02	28.14	4.07	43.97
August	37.75	0.02	1.72	10.00	2.38	0.31	0.0014	13.06	0.03	23.23	4.66	40.74
September	33.53	0.02	1.70	10.00	2.40	0.30	0.2000	10.39	0.02	26.81	4.51	41.84
October	29.57	0.03	1.63	10.00	2.19	0.32	0.0010	11.59	0.03	22.90	4.00	38.69
November	31.34	0.02	1.41	10.00	2.16	0.31	0.0010	12.55	0.03	22.39	4.11	38.88
December	39.01	0.02	1.31	10.00	2.20	0.39	0.0010	10.86	0.03	20.60	4.06	35.41

*Total Metals = Sum of Monthly Average Metals Concentrations (Cd, Cr, Cu, Pb, Hg, Ni, Ag, Zn)

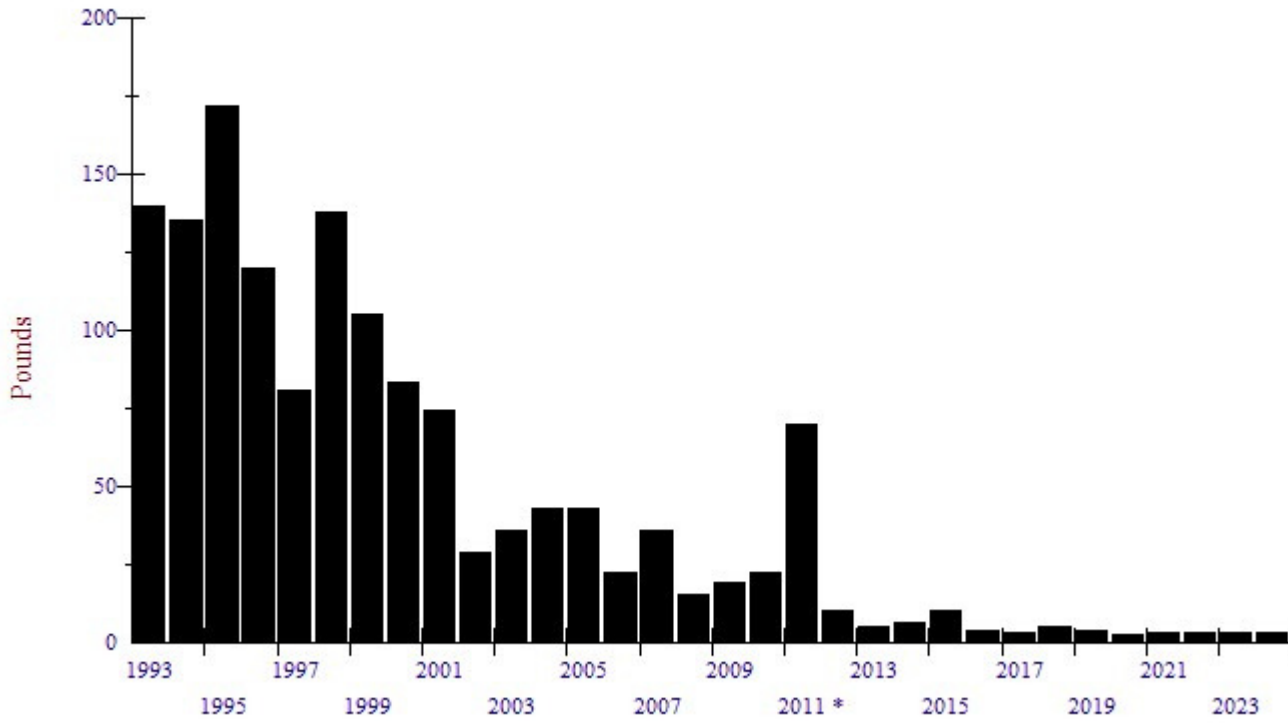
Field's Point Effluent Loading Data
Effluent loading (lbs/year)

Year	Cadmium	Chromium	Copper	Lead	Mercury	Nickel	Silver	Zinc
1993	140		10831	1699	28.10	25289	634	11347
1994	135	1266	9132	1372	47.82	18134	636	13324
1995	172	975	4598	889	43.07	15045	529	9348
1996	120	945	5218	616	15.70	14416	500	9552
1997	81	827	4393	727	13.14	13819	341	8585
1998	138	1236	3960	883	18.98	9797	396	9011
1999	105	844	3371	562	18.25	8338	337	7689
2000	83	340	2670	704	13.14	8369	253	9345
2001	74	377	3458	515	13.71	6595	212	6981
2002	29	232	2050	283	3.69	3774	179	5031
2003	36	190	1968	268	2.92	4838	184	6076
2004	43	222	1564	338	4.53	5694	132	4171
2005	43	274	1289	329	3.76	3062	103	4117
2006	22	174	1443	194	2.12	3199	71	4290
2007	36	282	1,632	382	0.97	2,505	62	3934
2008	15	257	1667	185	1.00	2282	64	3870
2009	19	220	1642	177	0.88	2640	34	3782
2010	22	271	1505	184	2.46	2518	23	3818
2011 *	70	438	1224	410	0.64	2863	76	4022
2012	10	144	465	73	0.38	1900	12	2445
2013	5	114	279	279	0.38	1452	7	2523
2014	6	123	313	59	0.39	1682	6	2637
2015	10	194	330	52	0.42	1503	5	2786
2016	3	214	290	45	0.38	1855	4	3242
2017	3	172	329	51	0.36	1781	4	3447
2018	5	157	434	62	0.34	2370	5	4303
2019	3	144	317	53	0.33	1939	4	3363
2020	3	126	285	42	0.25	1379	3	2809
2021	3	150	296	47	0.25	1352	3	2600
2022	3	160	319	51	0.21	1093	3	2753
2023	3	233	400	64	0.20	1462	5	3205
2024**	3	216	340	55	1.84	1537	5	3387

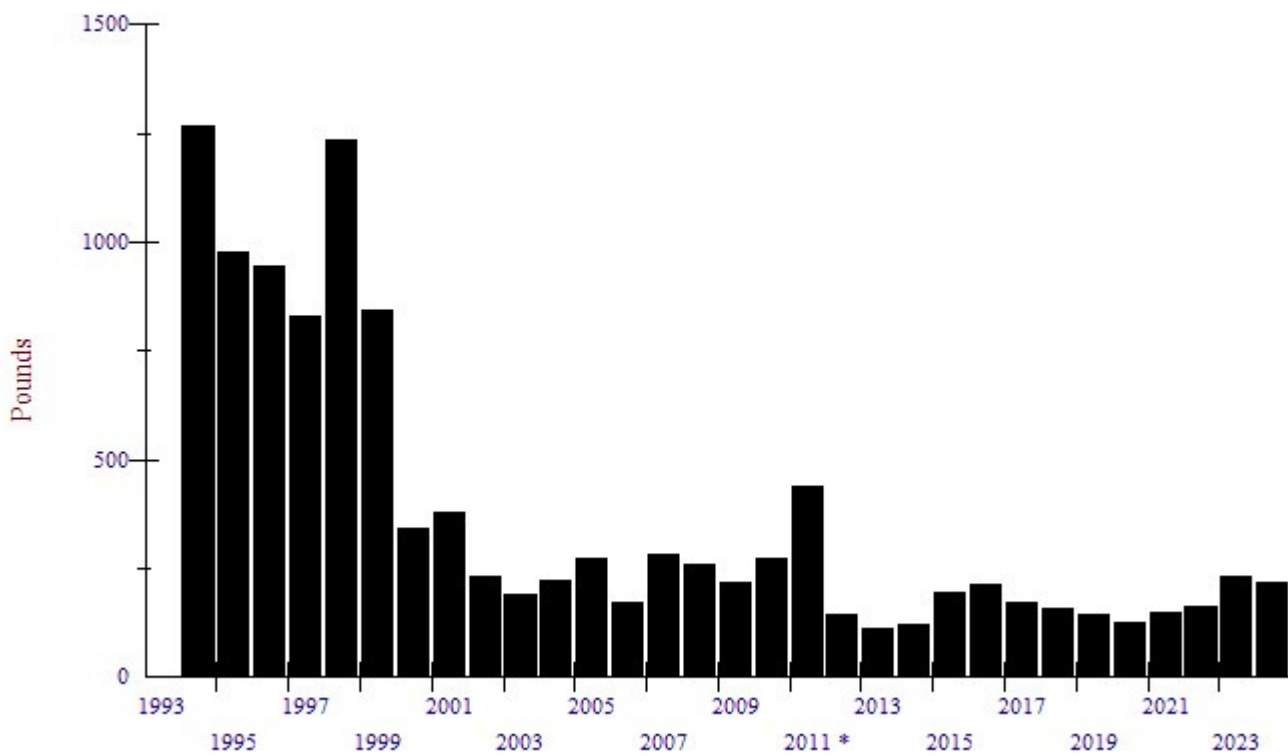
* In 2011, several samples for Cd, Cr, Pb, and Ag had to be analyzed on equipment with higher detection limits, resulting in an increase in loadings that was not actually reflective of what was being discharged at Field's Point.

**In 2024, mercury samples were sent to a contract lab with a higher detection limit during the month of September, resulting in higher calculated loadings despite non-detect concentrations.

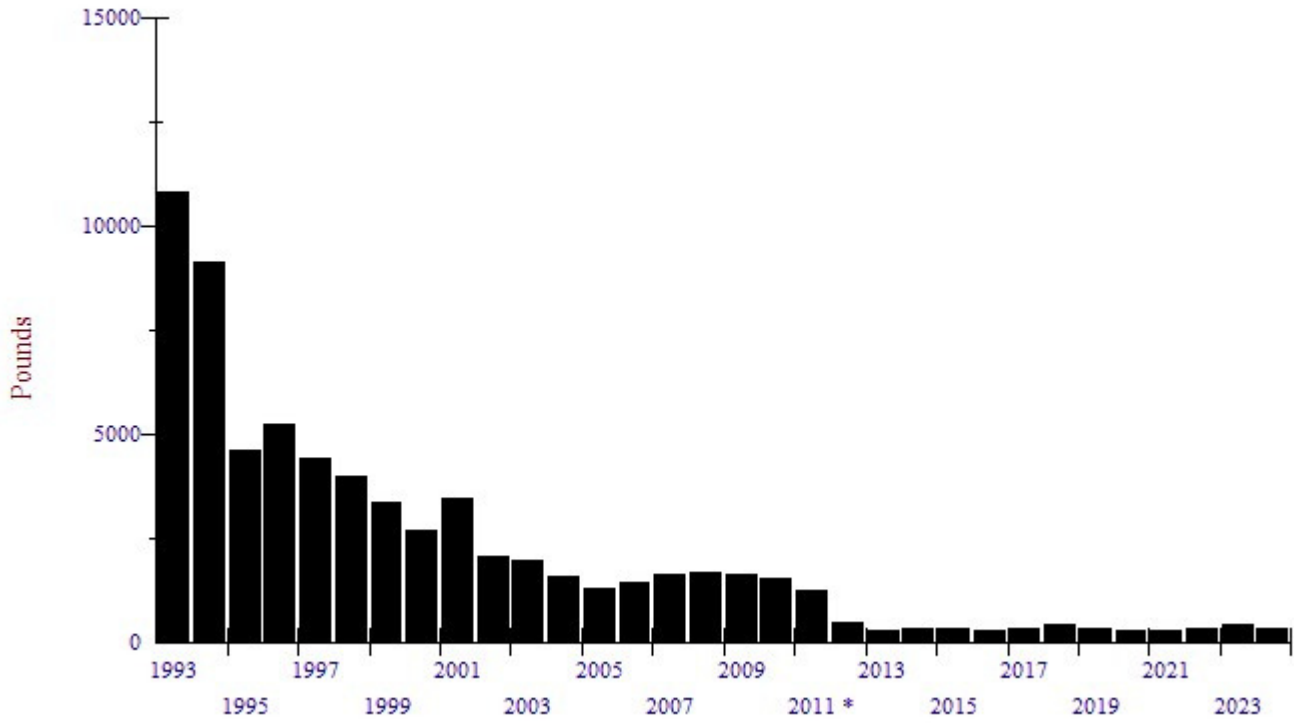
Field's Point Effluent Cadmium Loading



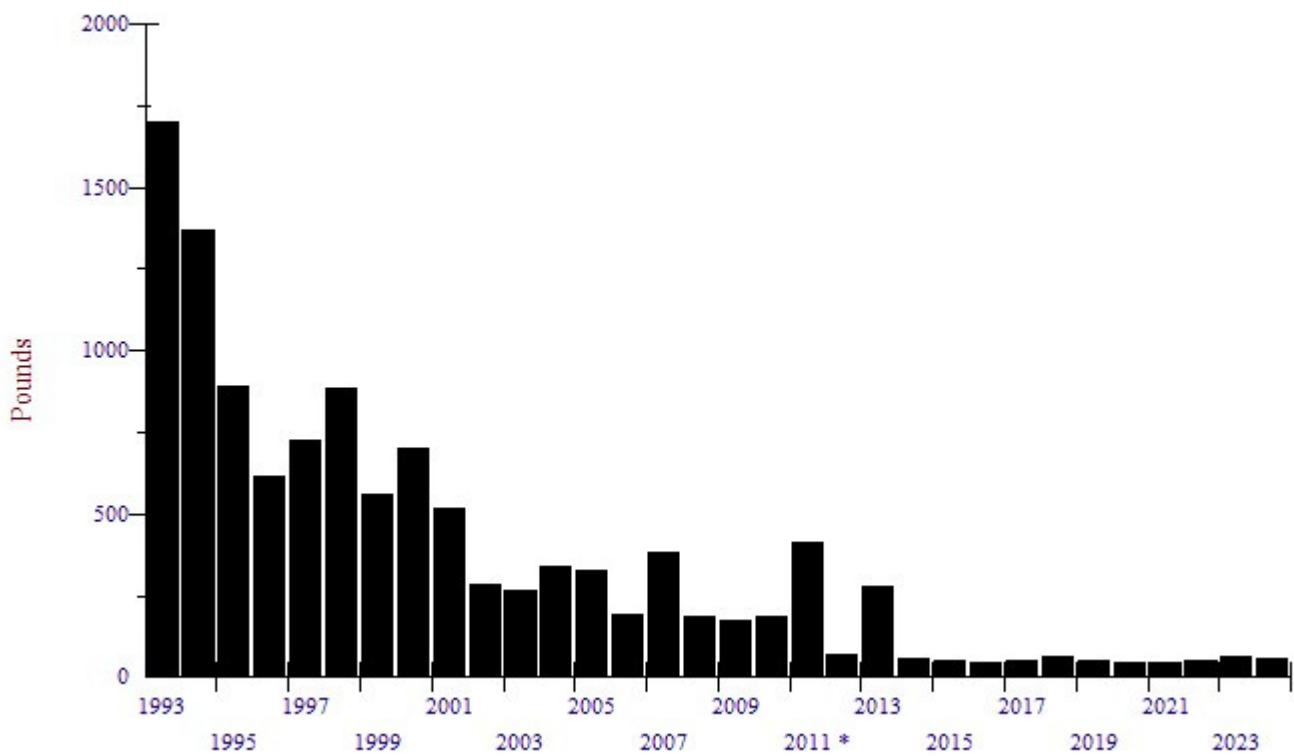
Field's Point Effluent Chromium Loading



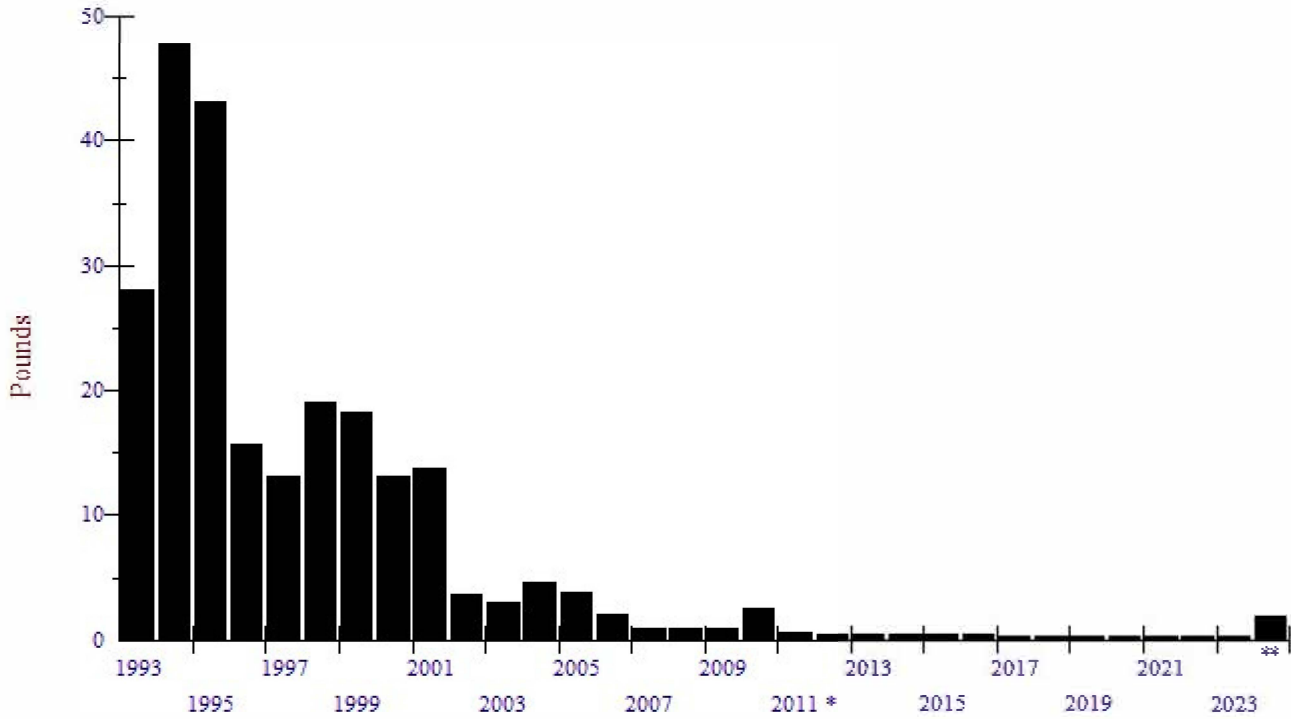
Field's Point Effluent Copper Loading



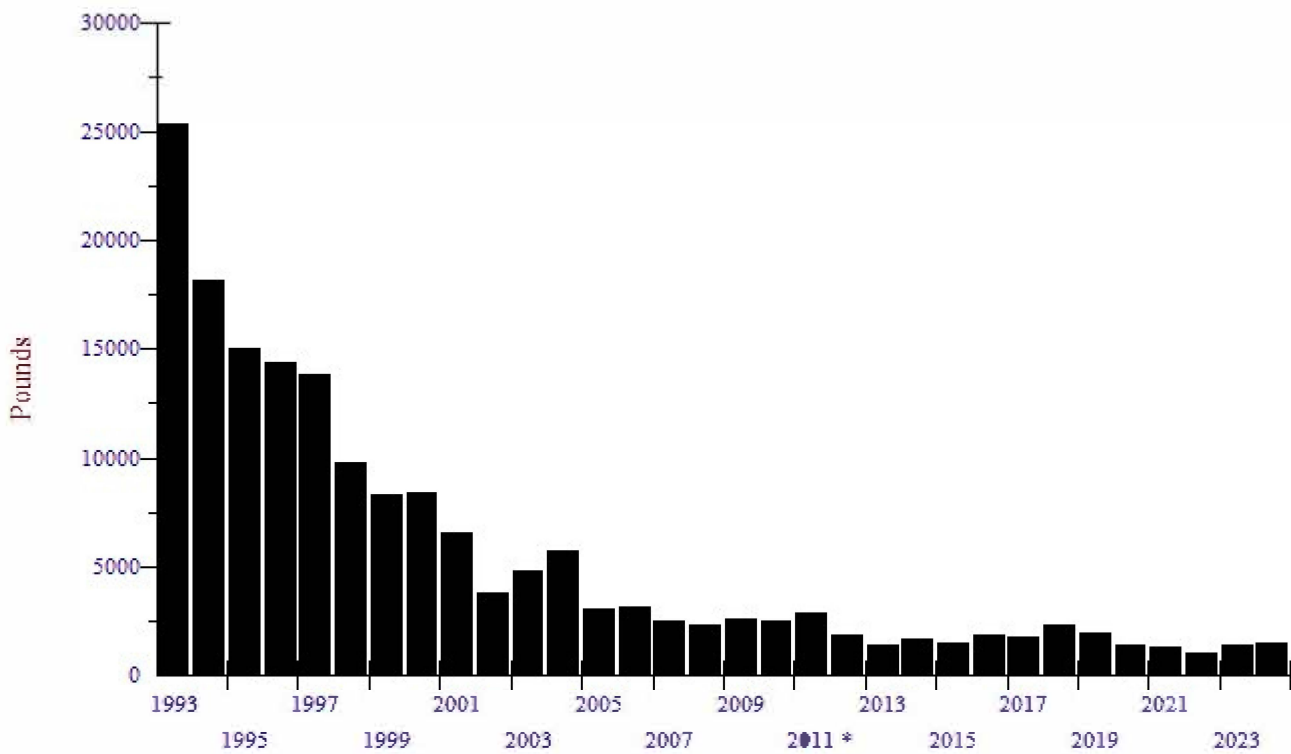
Field's Point Effluent Lead Loading



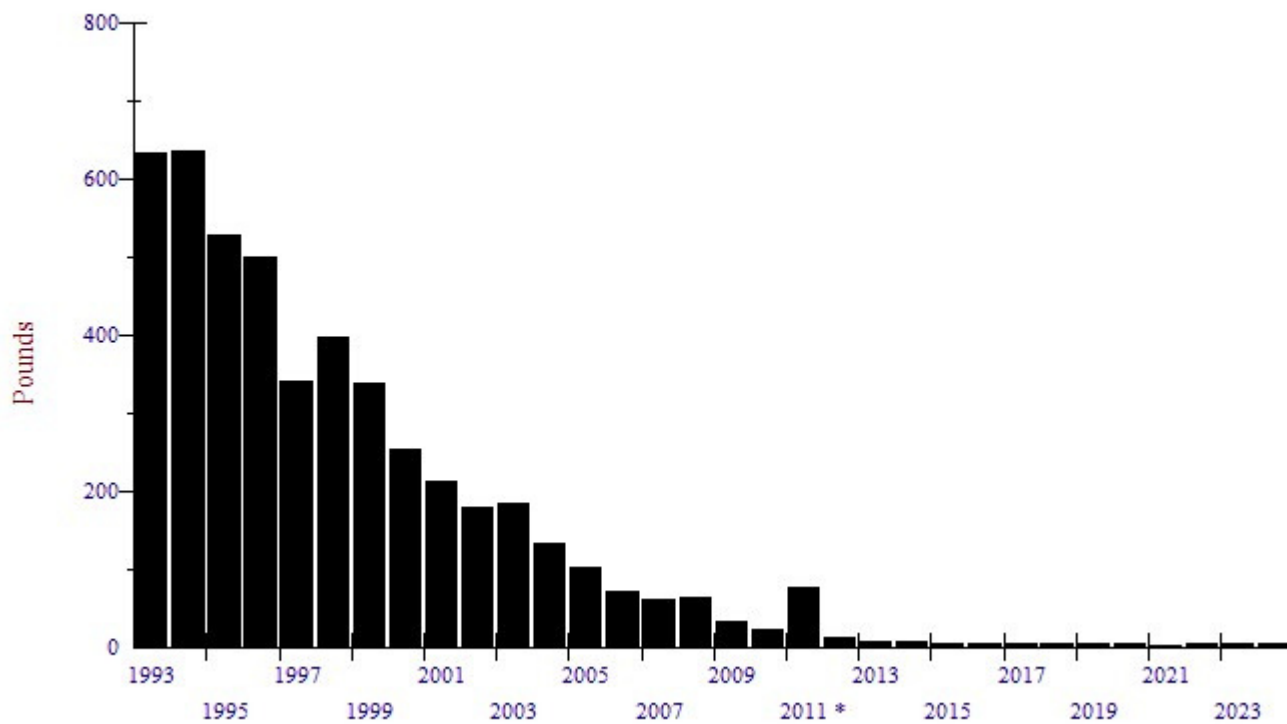
Field's Point Effluent Mercury Loading



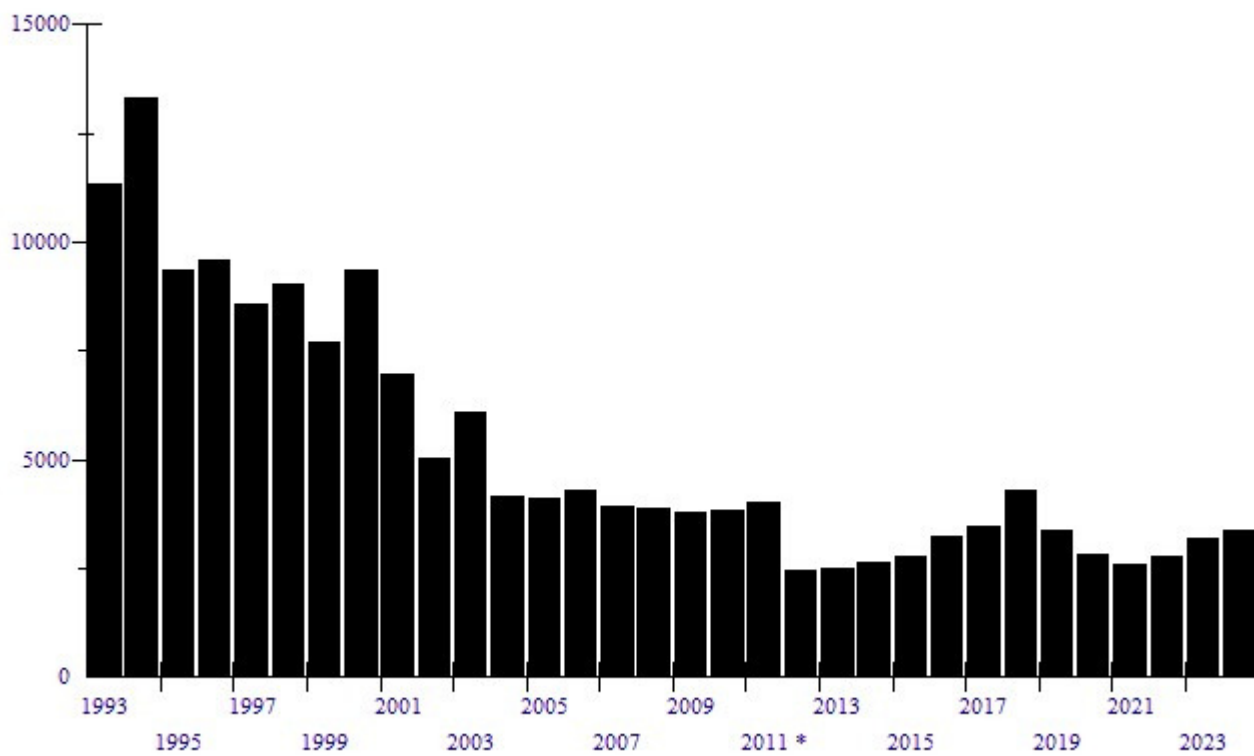
Field's Point Effluent Nickel Loading



Field's Point Effluent Silver Loading



Field's Point Effluent Zinc Loading



***EFFLUENT DISSOLVED
METALS DATA

FIELD'S POINT***

Field's Point Dissolved Metals 2024
all analyses in ppb

MDL = method detection limit

Date	Cd	Cd MDL	Cr	Cr MDL	Cu	Cu MDL	Pb	Pb MDL	Ni	Ni MDL	Ag	Ag MDL	Zn	Zn MDL	Al	Al MDL	Fe	Fe MDL
01/09/2024	<0.020	0.02	1.107	0.30	2.101	0.30	<0.300	0.30	5.558	0.30	0.04231	0.02	20.03	5.00	<5.00	5.00	49.15	5.00
02/06/2024	<0.020	0.02	2.060	0.30	2.563	0.30	<0.300	0.30	9.501	0.30	0.08949	0.02	25.86	5.00	5.941	5.00	79.31	5.00
03/05/2024	<0.020	0.02	1.268	0.30	2.858	0.30	<0.300	0.30	17.37	0.30	0.03899	0.02	60.02	5.00	<5.00	5.00	56.12	5.00
04/09/2024	<0.020	0.02	1.069	0.30	2.064	0.30	<0.300	0.30	8.083	0.30	0.02140	0.02	26.74	5.00	<5.00	5.00	46.82	5.00
05/07/2024	<0.020	0.02	3.276	0.30	1.741	0.30	<0.300	0.30	10.65	0.30	<0.020	0.02	22.01	5.00	<5.00	5.00	46.86	5.00
06/04/2024	<0.020	0.02	0.9745	0.30	1.416	0.30	<0.300	0.30	9.644	0.30	0.02191	0.02	15.67	5.00	<5.00	5.00	38.19	5.00
07/16/2024	<0.020	0.02	1.188	0.30	1.920	0.30	<0.300	0.30	9.336	0.30	0.03698	0.02	30.07	5.00	<5.00	5.00	45.20	5.00
08/06/2024	<0.020	0.02	1.051	0.30	2.007	0.30	<0.300	0.30	12.36	0.30	<0.020	0.02	19.15	5.00	<5.00	5.00	44.60	5.00
09/10/2024	<0.020	0.02	1.825	0.30	2.531	0.30	<0.300	0.30	11.27	0.30	0.05753	0.02	29.64	5.00	<5.00	5.00	55.00	5.00
10/08/2024	<0.020	0.02	1.598	0.30	1.713	0.30	<0.300	0.30	11.10	0.30	0.03676	0.02	18.93	5.00	<5.00	5.00	53.30	5.00
11/05/2024	<0.020	0.02	1.483	0.30	1.322	0.30	<0.300	0.30	14.53	0.30	<0.020	0.02	20.57	5.00	<5.00	5.00	60.86	5.00
12/03/2024	<0.020	0.02	1.378	0.30	1.476	0.30	<0.300	0.30	11.39	0.30	0.02172	0.02	29.06	5.00	12.77	5.00	67.25	5.00

	Cd	Cr	Cu	Pb	Ni	Ag	Zn	Al	Fe
yearly average concentration	<0.02	1.52	1.98	<0.30	10.90	<0.04	26.48	<5.73	53.56
yearly median concentration	<0.02	1.32	1.96	<0.30	10.88	0.03	23.94	<5.00	51.23
yearly minimum concentration	<0.020	0.9745	1.322	<0.300	5.558	<0.020	15.67	<5.00	38.19
yearly maximum concentration	<0.020	3.276	2.858	<0.300	17.37	0.08949	60.02	12.77	79.31

BIOASSAY DATA

FIELD'S POINT

Field's Point WWTF Bioassay Results - 2024

Field's Point WWTF Bioassay Results - 2024						
<i>Americamysis bahia</i>						
Acute	1st Quarter, 2024			2nd Quarter, 2024		
Test	(%)	(%)	Pass Y/N	(%)	(%)	Pass Y/N
LC 50	>100	>100	Y	>100	>100	Y
A-NOEC	100	N/A**	N/A	100	N/A**	N/A
	3rd Quarter, 2024			4th Quarter, 2024		
Test	(%)	(%)	Pass Y/N	(%)	(%)	Pass Y/N
LC 50	>100	>100	Y	>100	>100	Y
A-NOEC	100	N/A**	N/A	100	N/A**	N/A

* NOTE - % indicates Percent Effluent

** No permit limit exists for A-NOEC

LC 50 LC 50 is the effluent concentration that causes 50% mortality during the acute toxicity test duration.

A-NOEC No observable effect concentration: Highest concentration of the effluent in which 90% or more of the test animals survive

Acute Test Continuous exposure to effluent for 48 hours

NC Not Calculated

Field's Point WWTF Bioassay Results - 2024						
<i>Arbacia punctulata</i>						
Chronic	1st Quarter, 2024			2nd Quarter, 2024		
Test	Result (%)	Permit Limit Required	Pass Y/N	Result (%)	Permit Limit Required	Pass Y/N
C-NOEC	100	monitoring: No Limit	N/A	100	monitoring: No Limit	N/A
	3rd Quarter, 2024			4th Quarter, 2024		
Test	(%)	Permit Limit Required	Pass Y/N	(%)	Permit Limit Required	Pass Y/N
C-NOEC	100	monitoring: No Limit	N/A	100	monitoring: No Limit	N/A

* NOTE - % indicates Percent Effluent

C-NOEC Highest concentration of effluent with no observed effect on fertilization rates

Chronic test Tests for sublethal effects of effluent on specifically on fertilization rates of *A. punctulata* eggs. Exposure rate is 60 minutes

OIL AND GREASE DATA

FIELD'S POINT

Oil & Grease Data 2024

Field's Point Oil & Grease 2024

Date	Influent Flow MGD	Effluent Flow MGD	Influent Average ppm	Effluent Average ppm
1/9/2024	89.49	64.87	12.42	<4.000
2/6/2024	48.72	48.72	14.33	<4.000
3/5/2024	74.03	74.03	12.27	<4.000
4/9/2024	74.21	74.21	12.78	<4.000
5/7/2024	40.09	40.09	16.14	<4.000
6/4/2024	45.37	45.37	19.47	<4.000
7/16/2024	34.93	34.93	17.10	<4.000
8/6/2024	60.02	60.02	9.13	<4.000
9/10/2024	30.04	30.04	27.91	<4.000
10/8/2024	31.15	31.15	24.55	<4.000
11/5/2024	26.52	26.52	33.77	<4.000
12/3/2024	25.00	25.00	26.38	<4.000

***CBOD, TSS, ENTEROCOCCI,
AND FECAL COLIFORM DATA***

FIELD'S POINT

Field's Point 2024 Wastewater Treatment Plant TSS, CBOD, Enterococci, and Fecal Coliform Data

Date	Final Effluent Flow (MGD)	Effluent Enterococci Bacteria (MPN/100mL)	Effluent Fecal Coliform Bacteria (MPN/100mL)	Influent Flow (MGD)	Raw Influent TSS (mg/L)	Raw Influent CBOD (mg/L)	Final Effluent TSS (mg/L)	Final Effluent CBOD (mg/L)
1/1/2024	45.35	12.4	<5.0	45.35	101.5	122.09	3.45	2.61
1/2/2024	46.35	14.3	<5.0	46.35	131	130.59	3.70	2.83
1/3/2024	44.62	9.1	<5.0	44.62	119	130.28	3.05	3.03
1/4/2024	44.68	14.3	<5.0	44.68	126	139.18	2.80	3.5
1/5/2024	43.39	<5.0	<5.0	43.39	114.5	132.13	3.15	2.86
1/6/2024	46.16	8.8	<5.0	46.16	119.5	149.38	3.10	3.19
1/7/2024	55.95	18.1	<5.0	55.95	123	130.33	4.10	4.14
1/8/2024	45.66	<5.0	10.0	45.66	125	144.37	4.00	3.52
1/9/2024	64.87	31.2	5.0	89.49	162	96.84	3.85	3.68
1/10/2024	77.11	16.9	<10.1	129.42	52.333	45.91	5.50	3.41
1/11/2024	76.98	7.1	20.5	110.86	46	52.57	3.75	2.71
1/12/2024	77.38	<11.4	<5.0	105.34	65.5	77.71	3.25	2.84
1/13/2024	76.24	<11.4	<5.0	121.91	39	25.91	3.25	2.76
1/14/2024	76.55	<8.8	<5.0	87.44	39.5	66.31	3.45	2.95
1/15/2024	76.30	31.4	<5.0	76.30	59.333	69.03	3.80	3.12
1/16/2024	75.84	40.0	5.0	92.91	103	64.87	7.25	4.65
1/17/2024	75.47	43.9	10.0	75.47	57.333	69.68	6.15	4.66
1/18/2024	74.44	41.7	5.0	74.44	70.333	86.2	5.80	3.61
1/19/2024	74.40	17.7	<5.0	74.40	63	88.58	4.00	3.53
1/20/2024	74.56	31.7	<5.0	74.56	102	85.99	4.60	3.74
1/21/2024	68.32	22.9	10.0	68.32	72.5	101.46	4.00	3.31
1/22/2024	56.23	8.7	<5.0	56.23	100	103.99	3.85	4.07
1/23/2024	56.98	17.5	10.0	56.98	122.5	103.98	2.50	3.44
1/24/2024	67.23	20.1	<5.0	67.23	141	113.25	4.85	4.12
1/25/2024	70.67	19.4	10.0	70.67	86.5	81.16	5.80	4.08
1/26/2024	73.66	21.8	5.0	73.66	82.777	95.93	3.30	3.78
1/27/2024	64.59	31.5	<5.0	64.59	63	116.94	4.20	4.12
1/28/2024	72.90	39.5	<5.0	72.90	65	76.18	3.10	3.57
1/29/2024	61.56	48.7	<5.0	61.56	69	88.26	3.85	4.12
1/30/2024	59.09	31.2	<5.0	59.09	70.5	109.05	2.75	3.61
1/31/2024	57.74	21.6	7.1	57.74	83	113.03	3.05	4.02
2/1/2024	70.08	39.3	<5.0	70.08	99.5	102.72	2.50	3.48
2/2/2024	59.23	13.7	<5.0	59.23	131.25	129.9	2.80	3.59
2/3/2024	52.61	11.4	<5.0	52.61	86.5	135.46	3.20	3.97
2/4/2024	52.75	17.7	5.0	52.75	110.5	124.91	3.45	3.36
2/5/2024	51.06	<8.8	5.0	51.06	98.5	123.49	3.75	3.58
2/6/2024	48.72	7.1	5.0	48.72	101	121.2	3.30	3.83
2/7/2024	47.64	7.9	<5.0	47.64	111.5	141.98	3.60	4.03
2/8/2024	48.36	25.4	<5.0	48.36	126	141.55	3.70	3.85
2/9/2024	47.15	7.1	<5.0	47.15	116.5	132.06	3.80	3.66
2/10/2024	45.34	5.0	<5.0	45.34	126.5	154.19	4.05	4.3
2/11/2024	47.89	<10.1	5.0	47.89	118	138.27	3.40	3.77
2/12/2024	43.85	12.4	<5.0	43.85	122	148.34	3.60	4.31
2/13/2024	50.15	31.4	<5.0	50.15	155	144.8	3.55	4.13
2/14/2024	42.10	10.1	<5.0	42.10	165.5	136.02	4.90	4.16
2/15/2024	45.18	15.2	<5.0	45.18	129	142.14	3.70	3.45
2/16/2024	42.50	5.0	<5.0	42.50	144	170.23	3.50	3.59
2/17/2024	41.46	<5.0	<5.0	41.46	134	174.79	3.60	3.5
2/18/2024	42.75	7.1	<5.0	42.75	109.5	138.95	2.90	3.53
2/19/2024	39.54	<8.7	5.0	39.54	147	138.73	3.30	3.79

Date	Final Effluent Flow (MGD)	Effluent Enterococci Bacteria (MPN/100mL)	Effluent Fecal Coliform Bacteria (MPN/100mL)	Influent Flow (MGD)	Raw Influent TSS (mg/L)	Raw Influent CBOD (mg/L)	Final Effluent TSS (mg/L)	Final Effluent CBOD (mg/L)
2/20/2024	40.14	5.0	<5.0	40.14	130.5	149.71	3.35	3.45
2/21/2024	38.20	<5.0	<5.0	38.20	133.5	163.41	2.30	3.45
2/22/2024	44.72	7.1	<5.0	44.72	153	162	3.20	3.58
2/23/2024	42.62	<5.0	<5.0	42.62	125	158.8	3.55	3.7
2/24/2024	41.10	<8.8	<5.0	41.10	110.5	168.02	3.25	3.77
2/25/2024	41.63	8.7	<5.0	41.63	122	157.49	3.00	4.53
2/26/2024	38.47	<5.0	<5.0	38.47	154.5	171.63	3.70	3.82
2/27/2024	52.86	25.7	<5.0	52.86	192.5	133.27	4.40	4.11
2/28/2024	62.87	38.9	5.0	62.87	133.5	129.78	4.30	4.37
2/29/2024	52.52	<5.0	<5.0	52.52	94.5	120.25	3.20	3.34
3/1/2024	39.95	<8.8	<5.0	39.95	122	152.56	2.60	3.57
3/2/2024	64.72	<10.0	<5.0	73.97	140.5	89.17	4.05	4.68
3/3/2024	76.44	21.9	<5.0	74.29	57	88.67	4.45	5.79
3/4/2024	76.01	49.9	<5.0	76.01	65.333	64.44	3.65	3.91
3/5/2024	74.03	31.5	<5.0	74.03	96	115.03	3.30	3.33
3/6/2024	73.29	24.0	<5.0	80.74	87	93.59	3.70	3.34
3/7/2024	75.45	19.2	<5.0	101.88	49.5	74.9	3.65	2.84
3/8/2024	75.74	23.0	10.0	75.74	67	105.4	4.05	3.23
3/9/2024	70.54	48.4	<5.0	83.75	76	94.16	3.85	3.24
3/10/2024	76.50	31.2	<5.0	108.14	43.666	68.76	4.55	3.06
3/11/2024	77.24	62.2	<5.0	77.24	57.5	87.63	4.70	4.62
3/12/2024	76.63	41.9	<5.0	76.63	67.5	91.52	3.40	3.32
3/13/2024	76.91	33.8	<5.0	76.91	64	94.54	4.50	3.92
3/14/2024	75.64	47.6	<5.0	75.64	57.5	85.29	3.65	3.88
3/15/2024	75.33	37.2	<5.0	75.33	73	85.33	6.85	5.17
3/16/2024	67.01	33.1	<5.0	67.01	85.5	120.79	6.20	4.59
3/17/2024	58.15	19.1	<5.0	58.15	102	127.85	7.13	4.92
3/18/2024	52.76	20.1	<5.0	52.76	104	121.51	8.50	4.84
3/19/2024	52.33	8.8	<5.0	52.33	92	153.37	6.83	4.65
3/20/2024	51.81	22.9	<5.0	51.81	124.5	134.7	4.00	4.73
3/21/2024	51.38	72.8	<5.0	51.38	134	127.51	4.55	3.16
3/22/2024	47.51	148.8	49.0	47.51	113.5	135.4	4.15	3.18
3/23/2024	74.05	14.7	15.5	105.74	83	78.06	4.45	3.51
3/24/2024	76.26	<23.3	41.0	108.97	40.75	69.03	4.75	2.81
3/25/2024	76.17	53.7	37.5	102.07	49.333	88.37	4.20	2.62
3/26/2024	72.00	45.4	10.0	86.04	76.333	88.09	3.95	2.14
3/27/2024	69.14	31.7	5.0	69.14	99	105.72	4.25	2.96
3/28/2024	78.98	23.0	5.0	89.18	49.5	42.98	5.03	2.85
3/29/2024	76.15	7.1	<5.0	114.94	47	68.49	3.88	2.58
3/30/2024	77.24	<11.4	<5.0	95.83	45.5	71.65	4.40	4.02
3/31/2024	76.33	19.2	<5.0	90.75	54.333	80.49	3.90	2.87
4/1/2024	70.48	28.6	<5.0	70.48	90	96.89	3.80	2.9
4/2/2024	71.99	33.2	5.0	71.99	91	98.82	3.90	3.28
4/3/2024	78.10	<12.2	<7.1	82.73	71.5	74.17	3.05	2.2
4/4/2024	77.48	20.5	10.0	106.35	50	68.39	5.19	2.9
4/5/2024	73.12	28.6	<5.0	73.12	71.5	100.84	4.10	2.75
4/6/2024	74.01	20.1	<5.0	74.01	73	85.9	3.90	3.11
4/7/2024	75.05	11.4	5.0	75.05	68	99.69	4.30	3.47
4/8/2024	76.01	20.5	<5.0	76.01	76.5	135.69	5.20	4.63
4/9/2024	74.21	17.6	<5.0	74.21	74.333	96.05	4.10	5.39
4/10/2024	75.39	38.5	<10.1	75.39	82.5	103.1	3.75	3.36
4/11/2024	67.03	23.6	5.0	67.03	125	136.36	4.60	3.35
4/12/2024	74.63	17.3	5.0	74.63	102	118.37	4.65	3.2
4/13/2024	76.57	27.5	<5.0	76.57	63.667	95.23	5.00	3.53
4/14/2024	74.98	19.7	<5.0	74.98	75	105.61	5.35	3.57
4/15/2024	60.62	20.5	5.0	60.62	89.5	117.31	2.75	2.92
4/16/2024	53.94	<8.8	<5.0	53.94	101.5	121.67	4.90	3.52

Date	Final Effluent Flow (MGD)	Effluent Enterococci Bacteria (MPN/100mL)	Effluent Fecal Coliform Bacteria (MPN/100mL)	Influent Flow (MGD)	Raw Influent TSS (mg/L)	Raw Influent CBOD (mg/L)	Final Effluent TSS (mg/L)	Final Effluent CBOD (mg/L)
4/17/2024	54.39	9.1	<5.0	54.39	99	130.16	4.40	3.08
4/18/2024	54.69	<5.0	<5.0	54.69	114.5	140.52	4.55	3.09
4/19/2024	50.62	10.1	<5.0	50.62	99	128.75	4.50	3.1
4/20/2024	58.48	<7.1	<5.0	58.48	108.5	128.21	4.95	3.2
4/21/2024	53.48	16.0	<5.0	53.48	85.5	134.98	4.35	4.35
4/22/2024	48.36	14.3	5.0	48.36	113.5	143.33	3.30	3.83
4/23/2024	46.94	15.2	<5.0	46.94	122.5	138.95	3.25	2.6
4/24/2024	48.35	10.9	<5.0	48.35	137.5	167.17	2.60	2.21
4/25/2024	46.09	15.5	<5.0	46.09	117.5	149.09	2.75	2.36
4/26/2024	46.05	5.0	5.0	46.05	118	151.25	2.85	2.06
4/27/2024	45.12	<5.0	5.0	45.12	116	151.09	3.65	2.45
4/28/2024	47.07	<8.8	<5.0	47.07	131.5	168.6	3.10	2.23
4/29/2024	44.39	<5.0	<5.0	44.39	117.5	147.78	3.25	2.21
4/30/2024	45.37	<5.0	5.0	45.37	134.5	157.81	3.50	2.41
5/1/2024	42.07	9.2	<5.0	42.07	137	176.1	3.40	2.57
5/2/2024	43.80	<5.0	<5.0	43.80	141	166.75	2.90	2.39
5/3/2024	41.75	<5.0	<5.0	41.75	122.5	169.97	3.30	2.4
5/4/2024	40.82	<7.1	<5.0	40.82	124.5	164.21	3.25	2.89
5/5/2024	56.40	<25.6	<5.0	56.40	144.67	172.26	5.53	4.09
5/6/2024	48.92	7.1	<5.0	48.92	109.5	137.52	3.30	2.7
5/7/2024	40.09	7.1	<5.0	40.09	126.5	158.79	2.85	3.46
5/8/2024	63.19	7.3	<5.0	63.19	152	119.29	5.00	3.24
5/9/2024	63.41	<10.1	5.0	63.41	74.5	117.21	3.10	2.92
5/10/2024	42.50	12.4	<5.0	42.50	103.5	166.15	3.10	2.84
5/11/2024	40.85	<8.8	5.0	40.85	95	143.18	3.85	3.43
5/12/2024	41.47	<5.0	5.0	41.47	110.5	163.03	3.15	3.61
5/13/2024	43.73	<8.8	<5.0	43.73	128.5	175.06	3.05	3.56
5/14/2024	40.04	14.3	5.0	40.04	137	180.71	3.20	3.74
5/15/2024	59.27	<10.9	<5.0	59.27	160	172.04	5.95	4.11
5/16/2024	73.09	23.1	10.0	85.64	92	109.15	6.90	3.4
5/17/2024	70.51	<8.8	<5.0	70.51	62	103.89	4.00	3.4
5/18/2024	74.89	<7.1	<5.0	74.89	65.5	91.87	5.10	3.49
5/19/2024	58.33	7.1	<5.0	58.33	82	117.58	5.70	3.5
5/20/2024	47.34	<5.0	5.0	47.34	122	140.62	3.55	2.34
5/21/2024	46.52	<8.8	5.0	46.52	104	147.67	3.15	2.1
5/22/2024	45.27	6.3	<5.0	45.27	122.5	141.27	3.30	2.23
5/23/2024	71.45	<5.0	<5.0	79.86	122	92.84	4.70	2.48
5/24/2024	71.02	<5.0	<5.0	71.02	73	103.81	3.30	2.26
5/25/2024	72.61	10.0	<5.0	72.61	60	93.59	3.20	2.64
5/26/2024	58.58	<5.0	5.0	58.58	84	100.75	2.70	2.04
5/27/2024	56.77	16.6	<5.0	56.77	145.5	143.61	5.50	2.4
5/28/2024	52.83	8.7	<5.0	52.83	101	118.98	3.30	2.75
5/29/2024	54.16	6.3	<5.0	54.16	117	141.69	4.20	2.63
5/30/2024	74.58	22.1	5.0	74.58	85	88.6	6.50	2.82
5/31/2024	73.68	5.0	5.0	73.68	70	99.66	4.79	2.54
6/1/2024	54.60	10.0	5.0	54.60	87	108.38	3.05	2.36
6/2/2024	49.18	<7.1	10.0	49.18	98	126.03	3.00	2.92
6/3/2024	48.09	<5.0	<5.0	48.09	97	126.72	2.55	2.46
6/4/2024	45.37	<5.0	<5.0	45.37	113	140.74	3.94	2.39
6/5/2024	46.22	9.1	14.3	46.22	108	126.23	3.29	3.11
6/6/2024	46.36	<7.1	<5.0	46.36	135	145.11	5.20	3.04
6/7/2024	52.04	<5.0	<5.0	52.04	122.5	145.78	7.30	3.73
6/8/2024	40.19	<5.0	<5.0	40.19	104	184.32	6.80	3.92
6/9/2024	48.96	<10.1	10.0	48.96	134.5	153.53	6.60	3.96
6/10/2024	40.70	<7.1	5.0	40.70	110	156.74	5.90	3.03
6/11/2024	40.94	<5.0	<5.0	40.94	134.5	147.07	5.70	3.13
6/12/2024	39.44	<5.0	<5.0	39.44	171.5	158.42	5.12	3.67

Date	Final Effluent Flow (MGD)	Effluent Enterococci Bacteria (MPN/100mL)	Effluent Fecal Coliform Bacteria (MPN/100mL)	Influent Flow (MGD)	Raw Influent TSS (mg/L)	Raw Influent CBOD (mg/L)	Final Effluent TSS (mg/L)	Final Effluent CBOD (mg/L)
6/13/2024	39.37	<5.0	5.0	39.37	161	173.19	4.60	4.25
6/14/2024	40.08	<5.0	<5.0	40.08	170	197.22	6.10	4.38
6/15/2024	36.92	<5.0	5.0	36.92	109	166.38	6.10	4.32
6/16/2024	38.35	5.0	5.0	38.35	114	171.5	5.00	4.2
6/17/2024	36.48	5.0	<5.0	36.48	129.5	159.32	4.33	4.25
6/18/2024	36.27	7.1	<5.0	36.27	139	176.53	4.80	2.67
6/19/2024	34.66	<6.3	<5.0	34.66	168.29	186.31	3.90	2.75
6/20/2024	38.78	5.0	5.0	38.78	153.5	180.36	4.00	3.05
6/21/2024	46.28	<5.0	<5.0	46.28	155.5	154.54	11.33	4.07
6/22/2024	61.26	<5.0	<5.0	61.26	117	100.9	6.57	3.31
6/23/2024	62.61	14.1	<10.0	62.61	84.5	115.35	6.71	3.73
6/24/2024	38.95	<5.0	<5.0	38.95	105.5	146.73	5.00	2.65
6/25/2024	38.01	<5.0	<5.0	38.01	126.5	165.48	5.10	2.67
6/26/2024	50.87	<6.3	<5.0	50.87	145.5	144.86	6.70	4.08
6/27/2024	56.24	<7.1	<10.0	56.24	83	107.99	3.70	3.45
6/28/2024	35.77	<5.0	<5.0	35.77	113.5	169.31	3.64	2.62
6/29/2024	40.49	<5.0	<5.0	40.49	139.5	156.53	4.64	3.55
6/30/2024	52.17	<5.0	<5.0	52.17	131	119.88	9.25	4.33
7/1/2024	45.74	7.1	<5.0	45.74	104.5	140.79	3.93	2.72
7/2/2024	35.54	<5.0	10.0	35.54	123.5	158.65	3.58	3.28
7/3/2024	35.02	<5.0	<11.4	35.02	129	185.8	2.90	3.1
7/4/2024	41.40	<7.1	5.0	41.40	167.5	169.07	3.40	3.19
7/5/2024	63.03	5.0	<5.0	63.03	87	130.78	5.23	3.64
7/6/2024	42.80	<5.0	<5.0	42.80	129.5	142.9	3.38	3.18
7/7/2024	38.03	<5.0	<5.0	38.03	130	133.27	2.80	<2
7/8/2024	36.05	<5.0	<5.0	36.05	141.5	159.59	3.10	2.73
7/9/2024	35.05	<5.0	<5.0	35.05	163.07	176.12	3.45	3.59
7/10/2024	38.39	<6.3	<5.0	38.39	147.92	145.29	3.85	4.08
7/11/2024	38.96	<5.0	<5.0	38.96	154	177.02	3.47	3.76
7/12/2024	46.33	<5.0	<5.0	46.33	151	160.3	5.90	4.19
7/13/2024	50.35	<5.0	<5.0	50.35	106	130.11	5.27	3.72
7/14/2024	35.12	<8.7	<5.0	35.12	107.5	156.13	2.80	3.86
7/15/2024	36.14	<5.0	<5.0	36.14	141	176.47	8.78	5.15
7/16/2024	34.93	14.3	10.0	34.93	138	184.09	4.40	3.87
7/17/2024	43.30	14.0	<5.0	43.30	160	181.65	4.50	4.42
7/18/2024	47.44	<5.0	5.0	47.44	89.5	136.8	2.25	2.95
7/19/2024	34.30	<5.0	<5.0	34.30	127.5	189.36	<2	2.56
7/20/2024	34.91	<5.0	<5.0	34.91	114.16	167.84	3.20	3.39
7/21/2024	34.53	<5.0	<5.0	34.53	134.5	161.32	2.35	3.02
7/22/2024	35.69	<5.0	<5.0	35.69	152.56	176.46	2.40	3.29
7/23/2024	33.55	<7.1	<5.0	33.55	149	190.38	3.55	2.2
7/24/2024	32.27	<5.0	<5.0	32.27	160.24	179.61	3.05	2.84
7/25/2024	51.52	<5.0	<5.0	51.52	162.5	152.78	5.00	3.11
7/26/2024	31.27	<5.0	<5.0	31.27	126	179.52	2.70	2.35
7/27/2024	29.98	<5.0	5.0	29.98	120	180.25	3.95	2.84
7/28/2024	42.39	<17.5	<5.0	42.39	166	190.31	4.10	2.97
7/29/2024	57.09	<7.1	<10.0	57.09	116.5	128.88	3.90	3.57
7/30/2024	33.72	7.1	<5.0	33.72	145	172.66	3.45	3.67
7/31/2024	33.86	<6.3	33.6	33.86	145	169.92	<2	2.63
8/1/2024	31.76	12.2	<5.0	31.76	134	162.97	3.20	2.94
8/2/2024	31.81	<5.0	<5.0	31.81	150	189.4	2.80	2.65
8/3/2024	35.54	<5.0	<5.0	35.54	182.5	191.65	5.05	3.48
8/4/2024	41.92	<7.1	<5.0	41.92	143.5	151.66	4.53	3.83
8/5/2024	33.05	<5.0	<5.0	33.05	130	171.56	2.62	3.83
8/6/2024	60.02	5.0	<5.0	60.02	116	120.9	4.07	4.34
8/7/2024	45.17	10.1	<5.0	45.17	98.5	142.62	3.71	3.69
8/8/2024	35.43	5.0	5.0	35.43	153	173.15	3.67	3.8

Date	Final Effluent Flow (MGD)	Effluent Enterococci Bacteria (MPN/100mL)	Effluent Fecal Coliform Bacteria (MPN/100mL)	Influent Flow (MGD)	Raw Influent TSS (mg/L)	Raw Influent CBOD (mg/L)	Final Effluent TSS (mg/L)	Final Effluent CBOD (mg/L)
8/9/2024	46.56	5.0	<5.0	46.56	155	160.94	5.36	3.97
8/10/2024	57.42	<5.0	<5.0	57.42	86.5	119.91	4.15	3.63
8/11/2024	34.16	<5.0	<5.0	34.16	114.5	158.64	3.15	3.11
8/12/2024	44.29	<8.8	<5.0	44.29	129	151.5	4.15	3.82
8/13/2024	34.40	<5.0	5.0	34.40	123.5	162.07	3.50	2.99
8/14/2024	29.31	<6.3	<7.1	29.31	162	191.16	2.65	2.72
8/15/2024	42.74	17.8	5.0	42.74	148.5	158.83	3.65	3.75
8/16/2024	32.86	<7.1	5.0	32.86	135.5	166.02	2.90	2.89
8/17/2024	33.13	<5.0	<5.0	33.13	119.5	160.24	3.65	3.02
8/18/2024	43.40	<5.0	<5.0	43.40	149.5	172.91	8.00	4.66
8/19/2024	44.21	<11.4	5.0	44.21	122.5	137.46	4.05	2.44
8/20/2024	32.86	<5.0	<5.0	32.86	129	153.4	3.10	2.01
8/21/2024	35.56	<5.0	<5.0	35.56	126.5	158.49	2.05	2.47
8/22/2024	34.83	5.0	<5.0	34.83	172.5	179.56	2.40	2.67
8/23/2024	33.35	<8.7	<5.0	33.35	110	179.39	2.15	2.42
8/24/2024	34.06	<5.0	<5.0	34.06	127.5	181.33	2.40	2.31
8/25/2024	37.20	<5.0	<5.0	37.20	158	176.01	<2	2.24
8/26/2024	34.95	<5.0	<5.0	34.95	207.5	242.16	2.80	2.1
8/27/2024	34.44	5.0	5.0	34.44	129.5	175.84	2.75	2.25
8/28/2024	35.22	<5.0	<7.1	35.22	162.67	204.08	3.00	2.6
8/29/2024	36.04	<5.0	5.0	36.04	137	177.24	2.50	2.89
8/30/2024	32.05	<5.0	5.0	32.05	147	205.77	2.85	2.92
8/31/2024	32.49	<5.0	<5.0	32.49	132	170.88	3.15	3.14
9/1/2024	35.07	<5.0	<5.0	35.07	186	190.49	2.70	3.4
9/2/2024	32.42	<7.1	<5.0	32.42	145.26	177.69	4.35	3.17
9/3/2024	32.24	<7.1	<5.0	32.24	203.73	203.36	3.60	2.98
9/4/2024	31.03	9.2	<5.0	31.03	164.02	200.86	3.40	3.17
9/5/2024	29.03	<5.0	<5.0	29.03	151.5	182.96	3.20	2.75
9/6/2024	32.11	<5.0	<5.0	32.11	136	200.03	3.65	3.02
9/7/2024	33.71	<5.0	<5.0	33.71	214	228.94	4.67	3.64
9/8/2024	32.59	<5.0	<5.0	32.59	123.5	187.6	4.48	2.63
9/9/2024	29.36	5.0	<5.0	29.36	149.4	203.07	3.58	2.31
9/10/2024	30.04	<5.0	5.0	30.04	134.5	186.93	3.60	2.33
9/11/2024	29.79	<5.0	7.1	29.79	164.6	193.96	3.45	<2
9/12/2024	31.59	<7.1	<5.0	31.59	193	186.18	3.35	2.31
9/13/2024	31.22	7.1	<5.0	31.22	131.5	186.25	2.70	2.08
9/14/2024	31.99	7.1	<5.0	31.99	161	222.41	2.90	2.45
9/15/2024	33.41	10.0	<5.0	33.41	146.5	205.17	2.80	2.52
9/16/2024	32.33	7.1	5.0	32.33	175	236.88	3.05	2.98
9/17/2024	30.35	<8.8	<5.0	30.35	176.5	216.48	2.50	2.44
9/18/2024	34.12	9.2	<5.0	34.12	283	242.82	3.95	2.81
9/19/2024	32.00	<5.0	<5.0	32.00	185	199.67	3.35	3.17
9/20/2024	28.40	<8.8	<5.0	28.40	173	205.01	4.10	2.77
9/21/2024	56.95	<10.1	<5.0	56.95	161	126.03	8.30	4.62
9/22/2024	29.31	<11.3	5.0	29.31	117	183.52	3.10	2.71
9/23/2024	27.50	<7.1	<5.0	27.50	150	198.33	3.65	2.57
9/24/2024	29.54	5.0	<5.0	29.54	216.66	205.49	3.40	2.61
9/25/2024	30.34	<7.2	19.0	30.34	161	204.05	3.00	2.92
9/26/2024	48.99	10.0	<5.0	48.99	207.5	158.44	6.55	4.18
9/27/2024	51.39	<7.1	<5.0	51.39	73.5	108.66	3.65	2.82
9/28/2024	39.49	<5.0	<5.0	39.49	105	157.35	4.05	3.06
9/29/2024	30.08	7.1	5.0	30.08	134.5	197.69	4.10	3.02
9/30/2024	29.60	<5.0	<5.0	29.60	151.5	202.06	3.55	3.28
10/1/2024	30.70	<5.0	5.0	30.70	162.5	196.82	4.35	3.64
10/2/2024	32.51	<5.0	<5.0	32.51	145	199.49	3.55	2.96
10/3/2024	32.61	7.1	<5.0	32.61	147	212.83	4.10	2.87
10/4/2024	29.14	<5.0	5.0	29.14	154	213.21	3.70	3.19

Date	Final Effluent Flow (MGD)	Effluent Enterococci Bacteria (MPN/100mL)	Effluent Fecal Coliform Bacteria (MPN/100mL)	Influent Flow (MGD)	Raw Influent TSS (mg/L)	Raw Influent CBOD (mg/L)	Final Effluent TSS (mg/L)	Final Effluent CBOD (mg/L)
10/5/2024	27.75	<5.0	<5.0	27.75	168.5	235.91	4.90	3.33
10/6/2024	29.20	<5.0	<5.0	29.20	174	208.17	4.75	3.56
10/7/2024	49.69	11.4	<5.0	49.69	159	170.18	5.39	3.88
10/8/2024	31.15	8.8	5.0	31.15	116.5	171.99	3.94	2.15
10/9/2024	26.41	<5.0	8.8	26.41	140.5	212.12	3.81	2.67
10/10/2024	27.36	<5.0	<5.0	27.36	116	171.07	3.25	2.42
10/11/2024	30.54	<7.1	5.0	30.54	131.5	198.2	3.88	2.15
10/12/2024	28.65	5.0	5.0	28.65	136.5	204.03	7.30	2.23
10/13/2024	31.12	<5.0	5.0	31.12	250	260.65	4.80	2.4
10/14/2024	28.67	<5.0	<5.0	28.67	127.5	219.57	4.13	2.12
10/15/2024	28.68	5.0	<5.0	28.68	130.5	183.6	3.95	3.03
10/16/2024	26.63	<5.0	<5.0	26.63	142.5	185.83	4.00	2.8
10/17/2024	30.06	<5.0	5.0	30.06	181	212.03	4.50	2.87
10/18/2024	27.80	<5.0	<5.0	27.80	113	186.9	4.36	3.1
10/19/2024	28.13	<5.0	5.0	28.13	143	203.5	5.33	3.34
10/20/2024	28.48	<5.0	5.0	28.48	143	218.63	4.35	2.69
10/21/2024	29.39	5.0	5.0	29.39	137.5	211.14	4.65	2.95
10/22/2024	28.20	<8.8	<5.0	28.20	145	207.18	3.60	2.5
10/23/2024	28.28	<7.3	16.1	28.28	144.5	215.7	4.15	3.76
10/24/2024	29.29	7.1	<5.0	29.29	135	220.82	4.45	4.03
10/25/2024	29.13	<5.0	<5.0	29.13	140	217.43	4.65	3.09
10/26/2024	28.14	<5.0	<5.0	28.14	176	207.8	5.45	3.76
10/27/2024	26.89	<5.0	5.0	26.89	146.5	216.11	5.20	3.43
10/28/2024	28.87	<8.7	26.0	28.87	148	214.02	4.50	3.47
10/29/2024	30.22	8.8	5.0	30.22	315.5	296.3	4.72	3.28
10/30/2024	26.20	<5.0	<5.0	26.20	160.5	209.79	5.90	3.82
10/31/2024	26.88	34.1	<5.0	26.88	126	178.56	5.85	4.09
11/1/2024	25.40	17.7	625.0	25.40	113.5	194.42	4.88	4.1
11/2/2024	29.11	<5.0	199.5	29.11	143.5	225.05	6.47	3.95
11/3/2024	30.12	<8.8	37.5	30.12	152	212.85	5.33	3.26
11/4/2024	27.63	10.0	48.5	27.63	259	259.67	5.03	3.88
11/5/2024	26.52	7.1	80.0	26.52	155.5	210.14	5.50	3.87
11/6/2024	25.01	<5.0	39.6	25.01	139.5	206.38	5.21	3.21
11/7/2024	26.32	<8.8	37.5	26.32	136.5	206.8	6.80	4.08
11/8/2024	25.23	<7.1	5.0	25.23	132	203.23	4.71	2.78
11/9/2024	24.78	<5.0	5.0	24.78	139	216.52	4.60	3.17
11/10/2024	32.48	8.8	5.0	32.48	280	274.66	5.06	3.19
11/11/2024	25.63	<5.0	<5.0	25.63	142.5	234.22	5.73	3.57
11/12/2024	26.37	<7.1	15.5	26.37	130	221.39	5.06	4.02
11/13/2024	25.65	<5.0	17.5	25.65	124.5	*	4.28	*
11/14/2024	30.71	7.8	10.0	30.71	138	187.77	4.80	2.33
11/15/2024	26.12	<7.1	<5.0	26.12	145	189.65	5.13	3.09
11/16/2024	28.09	<5.0	7.1	28.09	141.5	231.46	6.13	3.71
11/17/2024	27.95	<5.0	34.1	27.95	149.5	220.31	7.21	3.76
11/18/2024	29.62	<6.0	7.1	29.62	150.5	207.26	6.00	3.96
11/19/2024	29.11	7.1	12.4	29.11	168	216.09	6.72	5.16
11/20/2024	30.69	<7.1	12.0	30.69	360	324.5	3.55	2.82
11/21/2024	68.65	30.7	14.3	68.65	160	124.23	6.71	4.87
11/22/2024	56.55	<7.9	10.0	56.55	98	134.99	5.57	3.47
11/23/2024	48.00	<9.4	7.1	48.00	98	138.8	4.86	3.02
11/24/2024	29.55	<5.0	14.1	29.55	88	190.04	4.81	3.39
11/25/2024	30.52	<5.0	12.4	30.52	220.66	221.33	5.47	4.14
11/26/2024	31.57	<5.0	<5.0	31.57	161.33	190.05	5.73	3.59
11/27/2024	28.01	6.3	10.0	28.01	167	207.1	4.50	3.79
11/28/2024	46.96	<10.1	<5.0	46.96	136.25	162.25	6.00	3.24
11/29/2024	23.61	<5.0	<5.0	23.61	102.22	197.83	4.14	4.39
11/30/2024	24.33	<5.0	15.5	24.33	111.33	208.54	5.20	4.55

Date	Final Effluent Flow (MGD)	Effluent Enterococci Bacteria (MPN/100mL)	Effluent Fecal Coliform Bacteria (MPN/100mL)	Influent Flow (MGD)	Raw Influent TSS (mg/L)	Raw Influent CBOD (mg/L)	Final Effluent TSS (mg/L)	Final Effluent CBOD (mg/L)
12/1/2024	27.14	7.1	5.0	27.14	135	193.38	5.20	4.68
12/2/2024	24.99	7.1	26.0	24.99	106.5	208.42	4.87	5.59
12/3/2024	25.00	<5.0	10.0	25.00	148.67	199.11	5.00	6.34
12/4/2024	38.32	<23.7	8.8	38.32	304	287.87	5.80	7.84
12/5/2024	36.66	20.1	15.5	36.66	118.5	184.76	4.33	6.63
12/6/2024	24.96	5.0	<5.0	24.96	112.14	188.02	5.29	5.98
12/7/2024	26.46	5.0	10.0	26.46	126.43	224.01	4.24	8.13
12/8/2024	28.30	<5.0	26.0	28.30	132.5	215.07	6.53	9.91
12/9/2024	42.20	<7.1	<5.0	42.20	306	272.22	6.56	10.92
12/10/2024	30.06	8.8	10.0	30.06	186	201.96	4.78	8.06
12/11/2024	73.16	<7.9	10.0	115.03	126	81.87	8.08	15.32
12/12/2024	71.07	25.4	10.0	71.07	79	120.88	5.13	8.55
12/13/2024	61.10	12.2	10.0	61.10	77.857	111.42	6.90	7.26
12/14/2024	46.55	<7.1	10.0	46.55	91.5	138.92	5.11	6.4
12/15/2024	35.41	<7.1	5.0	35.41	130.5	192.58	5.25	7.38
12/16/2024	43.23	47.0	10.0	43.23	153.94	181.3	5.28	10.32
12/17/2024	34.34	25.4	5.0	34.34	150	172.8	5.13	10.79
12/18/2024	50.99	<20.3	17.8	50.99	156.5	153.81	6.19	9.19
12/19/2024	51.82	22.1	5.0	51.82	96.5	141.76	4.72	6.99
12/20/2024	36.60	5.0	10.0	36.60	129.17	182.93	3.79	5.6
12/21/2024	36.09	10.1	10.0	36.09	113	149.7	7.20	6.74
12/22/2024	34.46	<5.0	15.5	34.46	120	174.96	8.56	9.49
12/23/2024	32.01	6.3	5.0	32.01	145.5	213.28	6.64	7.32
12/24/2024	35.15	<5.0	<5.0	35.15	144.5	190.17	6.10	6.94
12/25/2024	31.35	9.5	18.9	31.35	126	184.41	5.75	5.63
12/26/2024	33.41	7.9	10.0	33.41	157.5	199.26	5.00	7.1
12/27/2024	30.33	<5.0	7.1	30.33	141.67	214.77	5.67	6.91
12/28/2024	32.64	<5.0	10.0	32.64	147	204.07	7.20	9.13
12/29/2024	32.69	5.0	10.0	32.69	150	185.53	6.83	7.7
12/30/2024	55.65	30.0	10.0	55.65	161	162.6	7.14	7.75
12/31/2024	47.24	13.3	<5.0	47.24	141.87	181.3	8.90	6.34

* Analytical batch QC failure - data not reportable

SLUDGE DATA

FIELD'S POINT

Field's Point Metals Loading from Final Sludge (lbs/yr)

Year	Arsenic	Beryllium	Cadmium	Chromium	Copper	Lead	Mercury	Molybdenum	Nickel	Selenium	Silver	Zinc	Cyanide
1994			202.7	2628.1	13386.0	4297.2	74.0		4626.2		1113.9	15683.7	281.0
1995			203.5	2824.5	14962.8	3700.2	55.0		4202.3		818.1	13071.5	189.3
1996	132.3	4.9	186.4	3473.3	12461.8	3389.6	47.8	205.1	3860.3		757.7	11615.1	239.8
1997			189.7	3654.7	13674.5	4122.1	53.9		3400.3		867.9	12323.5	189.6
1998	44.6		208.7	2655.5	11207.8	2879.9	36.9		2188.6		698.3	10101.5	127.1
1999	35.4		233.3	2315.0	13490.2	2516.8	28.8	164.7	1887.7	74.9	677.4	11549.1	90.1
2000	42.4	32.3	352.8	1747.7	15019.4	2544.9	12.0	84.1	1191.9	23.5	384.0	6482.0	49.6
2001	88.1	16.9	205.7	2379.0	15120.0	2611.1	26.3	204.6	2008.3	282.0	634.9	13297.6	111.0
2002	84.9	7.6	154.5	1757.0	15758.0	3156.0	27.9	190.1	1555.0	190.4	651.5	15148.0	79.6
2003	53.6	9.7	183.8	1976.2	12993.4	3008.8	28.4	98.1	1485.4	118.2	466.3	12773.9	60.8
2004	43.4	12.1	221.0	3774.2	20910.1	2608.5	23.8	103.2	2472.9	163.4	501.2	14645.1	95.9
2005	79.5	13.9	250.7	4970.6	30477.9	2867.9	29.6	190.3	3092.9	167.2	478.5	20592.3	78.6
2006	85.2	11.7	131.8	1448.6	5889.2	2616.6	16.7	193.4	1181.6	136.4	452.8	12290.6	56.9
2007	18.5	12.2	64.5	612.1	3862.6	1033.7	6.8	157.1	526.2	41.8	173.4	6833.0	67.5
2008	32.9	48.3	66.7	856.5	5426.0	1793.2	74.0	294.3	841.1	39.2	195.7	9914.5	113.8
2009	38.0	33.0	82.5	919.6	4792.0	1771.9	8.4	300.2	769.1	26.5	132.2	10442.8	121.1
2010	44.8	27.6	73.5	928.9	6111.0	1770.2	60.6	276.2	874.0	33.0	151.0	9897.7	94.6
2011	40.8	26.1	123.7	1156.0	3795.4	1613.2	7.5	261.0	790.7	43.0	115.9	9026.6	71.5
2012	33.8	28.5	78.3	995.0	3892.6	1269.2	8.1	285.5	818.7	114.5	185.3	8760.1	199.1
2013	75.1	3.6	48.0	1006.5	4202.2	1454.2	8.0	99.9	757.9	168.3	189.9	8772.9	83.2
2014	82.3	3.9	41.3	847.6	3881	1155.1	6.7	100.7	710.8	181.8	132.3	7470.7	59.8
2015	86.3	2.4	41.3	781.1	3608.5	969.9	6.3	96.3	638.5	150.9	103.2	8008.2	69.3
2016	67.2	2.1	22.2	713.9	3385.4	1048	6.8	96.7	604.5	113.7	75.6	7542.4	51.3
2017	70.1	3	28.3	965.8	3838.7	1126.3	6.4	92.4	662	118.3	77.1	8073	38.4
2018	83.1	32.2	49.8	713.9	3828.7	1320.0	6.8	163.3	659.4	103.0	112.2	7833.8	142.8
2019	91.8	31.9	47.9	587.8	3641.3	1324.9	11.4	159.6	676.1	98	84.8	7917	51.3
2020	68.3	28.6	42.9	441.8	3331.5	1097.1	5.2	148.6	456.2	80.6	81.8	6636.2	43.5
2021	79.7	33.3	50	485	3542	926.2	12.6	171	480	84	83.4	6820.5	60.1
2022	82	24.3	38.1	453.6	2929.2	1330	13.8	135.8	478.8	66.3	61.7	7091.9	85.4
2023	79.1	18.2	31.4	581.2	3217.2	982.8	6.9	102.9	529.5	87.1	52.4	7973.1	33.4
2024	92.5	19.1	30.6	624.4	3538.4	968.9	18.2	115.7	620.2	90.1	52.8	8890.8	28.4

Field's Point Metals Concentrations in Final Sludge

Date	Sludge Dry Tons	Arsenic mg/kg	Beryllium mg/kg	Cadmium mg/kg	Chromium mg/kg	Copper mg/kg	Lead mg/kg	Mercury mg/kg	Molybdenum mg/kg	Nickel mg/kg	Selenium mg/kg	Silver mg/kg	Zinc mg/kg	Cyanide mg/kg
01/02/2024	34.60	5.37	<1.417	2.21	40.1	177	56.4	<0.881	<7.084	24.6	5.38	<3.542	380	<2.09
01/30/2024	28.05	5.63	<1.290	2.23	40.4	186	66.3	<1.92	<6.451	24.1	4.48	4.04	390	<2.07
02/06/2024	31.46	5.20	<1.253	2.02	39.3	180	55.1	<1.60	<6.264	32.9	4.95	4.16	360	<1.70
02/27/2024	35.38	7.21	<1.243	<1.864	32.6	194	34.4	<0.218	<6.214	34.7	5.26	4.45	347	2.76
03/05/2024	32.31	9.10	<1.321	2	40.3	204	77	<0.754	<6.603	57.5	4.92	4.42	600	<1.53
03/26/2024	34.35	6.54	<1.207	1.95	34.4	182	70	<0.158	<6.034	35.2	4.86	<3.017	391	<1.77
04/02/2024	30.97	6.33	<1.163	2.13	33.6	173	55.3	<1.44	<5.814	32.8	5.11	3.22	392	<1.35
04/23/2024	30.90	6.09	<1.413	2.20	31	198	58.3	<2.04	<7.063	33.7	5.74	<3.531	474	<2.11
05/01/2024	25.82	5.94	<1.049	2.26	45.3	235	62.9	<0.755	5.80	41.2	6.56	<2.623	516	<1.83
05/28/2024	16.83	6.25	<1.560	<2.340	40.3	219	83.5	<2.06	<7.798	39.1	7.44	<3.899	579	<2.67
06/04/2024	11.44	8.02	<1.608	2.50	49.5	284	113	<2.08	8.05	55.3	8.42	<4.019	787	<2.13
06/25/2024	12.22	6.44	<1.455	<2.182	34.5	259	95.4	<1.85	<7.273	39.8	5.71	<3.636	753	<2.37
07/02/2024	28.11	6.98	<1.125	2.06	63.7	251	69.5	<1.63	6.18	51.6	6.48	3.09	944	<1.69
07/30/2024	29.32	6.89	<1.172	2.02	44.8	261	102	<1.88	6.34	45.5	6.10	2.96	713	<1.75
08/06/2024	35.08	6.31	<1.076	1.88	53.8	287	81.4	<1.64	6.49	48.7	5.80	3.24	718	<1.71
08/27/2024	29.18	5.28	<1.120	1.82	58.7	248	61.1	<1.64	6.40	65.4	6.30	2.88	556	<1.79
09/03/2024	25.96	5.14	<1.104	1.73	48.8	308	45	<1.78	6.95	42.6	6.13	2.90	634	<1.84
09/24/2024	19.66	6.06	<1.221	<1.831	41.8	297	45	<0.735	8.77	38.4	6.12	3.32	669	<1.70
10/01/2024	10.99	5.92	<1.302	<1.953	41.3	287	53.2	<0.762	8.77	37.9	6.22	3.76	706	<1.84
10/29/2024	18.83	5.93	<1.341	<2.011	35.9	307	37.9	0.318	11.4	44.8	7.19	4.24	831	<1.9
11/05/2024	27.21	5.91	<1.197	<1.796	45.1	285	35.9	<0.241	12.7	52.7	7.28	3.34	766	<0.577
11/26/2024	23.64	5.10	<1.179	<1.768	30.6	247	57.5	<0.871	12	38.3	6.61	3.26	639	<1.91
12/03/2024	24.37	5.20	<1.249	<1.873	30.9	253	57.9	<0.907	10.6	37.2	6.50	3.25	640	<1.90
12/30/2024	28.58	4.62	<1.321	<1.981	39.6	196	51.8	<0.456	9	39.7	4.88	<3.302	569	<2.03

2024 Field's Point Metals in Final Sludge

Field's Point sludge monthly mean concentration (mg/kg)

Month	Arsenic	Beryllium	Cadmium	Chromium	Copper	Lead	Mercury	Molybdenum	Nickel	Selenium	Silver	Zinc	Cyanide
January	5.50	1.35	2.22	40.25	181.50	61.35	1.40	6.77	24.35	4.93	3.79	385.00	2.08
February	6.21	1.25	1.94	35.95	187.00	44.75	.91	6.24	33.80	5.11	4.31	353.50	2.23
March	7.82	1.26	1.98	37.35	193.00	73.50	.46	6.32	46.35	4.89	3.72	495.50	1.65
April	6.21	1.29	2.17	32.30	185.50	56.80	1.74	6.44	33.25	5.43	3.38	433.00	1.73
May	6.10	1.30	2.30	42.80	227.00	73.20	1.41	6.80	40.15	7.00	3.26	547.50	2.25
June	7.23	1.53	2.34	42.00	271.50	104.20	1.97	7.66	47.55	7.07	3.83	770.00	2.25
July	6.94	1.15	2.04	54.25	256.00	85.75	1.76	6.26	48.55	6.29	3.03	828.50	1.72
August	5.80	1.10	1.85	56.25	267.50	71.25	1.64	6.45	57.05	6.05	3.06	637.00	1.75
September	5.60	1.16	1.78	45.30	302.50	45.00	1.26	7.86	40.50	6.13	3.11	651.50	1.77
October	5.93	1.32	1.98	38.60	297.00	45.55	.54	10.09	41.35	6.71	4.00	768.50	1.87
November	5.51	1.19	1.78	37.85	266.00	46.70	.56	12.35	45.50	6.95	3.30	702.50	1.24
December	4.91	1.29	1.93	35.25	224.50	54.85	.68	9.80	38.45	5.69	3.28	604.50	1.97

Field's Point sludge monthly total load (lbs/month)

Month	Arsenic	Beryllium	Cadmium	Chromium	Copper	Lead	Mercury	Molybdenum	Nickel	Selenium	Silver	Zinc	Cyanide	Sludge
January	7.93	1.95	3.20	58.06	261.82	88.50	2.02	9.76	35.13	7.11	5.47	555.37	3.00	1442520
February	8.27	1.66	2.59	47.91	249.20	59.63	1.21	8.31	45.04	6.80	5.74	471.07	2.97	1332600
March	9.87	1.60	2.49	47.16	243.70	92.81	.58	7.98	58.53	6.17	4.70	625.67	2.08	1262700
April	7.64	1.59	2.67	39.76	228.36	69.92	2.14	7.93	40.93	6.68	4.16	533.04	2.13	1231040
May	8.03	1.72	3.03	56.41	299.16	96.47	1.85	8.96	52.91	9.23	4.30	721.55	2.97	1317900
June	9.57	2.03	3.10	55.60	359.44	137.95	2.60	10.14	62.95	9.35	5.07	1019.42	2.98	1323920
July	8.82	1.46	2.59	68.98	325.49	109.03	2.23	7.96	61.73	8.00	3.85	1053.40	2.19	1271460
August	7.42	1.41	2.37	72.07	342.72	91.28	2.10	8.26	73.09	7.75	3.92	816.11	2.24	1281180
September	5.74	1.19	1.83	46.46	310.27	46.16	1.29	8.06	41.54	6.28	3.19	668.24	1.82	1025700
October	5.51	1.23	1.84	35.86	275.95	42.32	.50	9.37	38.42	6.23	3.72	714.04	1.74	929140
November	6.66	1.44	2.16	45.81	321.96	56.52	.67	14.95	55.07	8.41	3.99	850.29	1.51	1210380
December	7.01	1.83	2.75	50.30	320.36	78.27	.97	13.98	54.87	8.12	4.67	862.61	2.80	1426980
Yearly Total (lbs/year):	92.49	19.10	30.62	624.39	3538.44	968.87	18.18	115.67	620.21	90.13	52.76	8890.83	28.42	15055520

***INFLUENT AND EFFLUENT
NUTRIENTS***

FIELD'S POINT

Field's Point Influent and Effluent Nutrients 2024

Date	Field's Point Influent Nutrients							Field's Point Effluent Nutrients									
	Nitrite	Nitrate	Nitrate	Nitrite	Ammonia	TKN	Total	Total	Date	Nitrite	Nitrate	Nitrate	Nitrite	Ammonia	TKN	Total	Total
	NO ₂	NO ₃	NO ₃	NO ₂	NH ₃		Phosphorus	Nitrogen		NO ₂	NO ₃	NO ₃	NO ₂	NH ₃		Phosphorus	Nitrogen
ppm as N	ppm as N	ppm as N	ppm as N	ppm as N	ppm as N	ppm as P	ppm as N	ppm as N	ppm as N	ppm as N	ppm as N	ppm as N	ppm as N	ppm as N	ppm as P	ppm as N	
1/1/24	2.24	<0.100	2.23	14.5	22.6	2.2	24.8	1/1/24	0.052	0.28	0.332	8.06	8.74	1.08	9.07		
1/2/24	2	0.28	2.28	14.9	15.6		17.9	1/2/24	0.0589	0.223	0.282	8.57	10.1		10.4		
1/3/24	2.6	0.1	2.7	15.4	25.2		27.9	1/3/24	0.0865	0.462	0.549	8.12	9.9		10.4		
1/8/24	1.92	0.22	2.14	14.3	22.2	2.82	24.3	1/8/24	0.15	0.588	0.738	6.62	7.38	1.94	8.12		
1/9/24	1.38	0.66	2.04	9.8	16.7		18.7	1/9/24	0.0786	2.05	2.13	3.9	4.69		6.82		
1/10/24	0.829	1.88	2.71	3.7	5.25		7.96	1/10/24	0.0378	4.32	4.36	1.11	1.59		5.95		
1/15/24	2	2	4	6.97	11.3	1.25	15.3	1/15/24	0.289	4.48	4.77	3.23	3.55	0.778	8.32		
1/16/24	1.92	2.02	3.94	7.35	11.1		15	1/16/24	0.148	4.94	5.09	2.63	4.16		9.25		
1/17/24	2.31	2.13	4.44	8.38	12.7		17.1	1/17/24	0.27	4.19	4.46	3.7	4.97		9.43		
1/22/24	3.27	0.96	4.23	11.6	21.3	2.12	25.5	1/22/24	0.167	2.36	2.53	6.41	7.94	0.975	10.5		
1/23/24	2.98	0.73	3.71	11.7	20.9		24.6	1/23/24	0.169	1.84	2.01	7.16	8.76		10.8		
1/24/24	2.85	1.02	3.87	9.92	18.5		22.4	1/24/24	0.194	3.15	3.34	5.69	7.32		10.7		
1/29/24	3.54	1.8	5.34	10.3	17.1	2.01	22.4	1/29/24	0.181	2.16	2.34	6.94	8.21	0.776	10.5		
1/30/24	3.54	2.32	5.86	10.6	19.7		25.6	1/30/24	0.196	2.13	2.33	6.83	8.68		11		
1/31/24	3.36	1.97	5.33	11.3	21.6		26.9	1/31/24	0.166	2.39	2.56	7.02	8.32		10.9		
2/5/24	3.44	4.74	8.18	13.3	24.9	2.82	33.1	2/5/24	0.0827	0.775	0.858	8.59	9.75	1.21	10.6		
2/6/24	3.54	1.91	5.45	14.3	23.2		28.6	2/6/24	0.0745	0.448	0.523	8.63	10.6		11.1		
2/7/24	3.48	1.45	4.93	14.7	23.4		28.3	2/7/24	0.0642	0.226	0.29	8.52	10.3		10.6		
2/12/24	3.03	0.56	3.59	15.7	29.7	3.35	33.3	2/12/24	0.0582	0.172	0.23	8.3	10.5	1.75	10.7		
2/13/24	2.39	0.53	2.92	14	28		30.9	2/13/24	0.106	0.472	0.578	6.71	8.55		9.13		
2/14/24	2.88	0.38	3.26	14.9	28.2		31.5	2/14/24	0.0843	0.306	0.39	6.53	8.43		8.82		
2/19/24	1.78	<0.100	1.78	16.5	32.2	3.5	34	2/19/24	0.0439	<0.100	<0.100	7.58	9.57	2.6	9.57		
2/20/24	2.21	<0.100	2.27	16.7	29		31.3	2/20/24	0.032	0.112	0.144	8.6	10.8		10.9		
2/21/24	2.14	<0.100	2.18	17.7	34.2		36.4	2/21/24	0.0387	0.146	0.185	8.79	11.4		11.6		
2/26/24	1.32	0.36	1.68	19.1	37.7	5.15	39.4	2/26/24	0.0238	<0.100	0.111	8.73	11	2.33	11.1		
2/27/24	1.19	0.58	1.77	15.9	31.2		33	2/27/24	0.0721	0.599	0.671	8.29	9.2		9.87		
2/28/24	1.83	0.78	2.61	12.6	25.5		28.1	2/28/24	0.0513	1.18	1.23	7.85	9.24		10.5		
3/4/24	0.687	1.58	2.27	8.92	19.2	3.1	21.5	3/4/24	0.217	0.923	1.14	6.56	7.39	0.918	8.53		
3/5/24	0.793	1.41	2.2	9.48	17.6		19.8	3/5/24	0.186	0.77	0.956	7.04	8.97		9.93		
3/6/24	0.952	0.908	1.86	9.89	20.5		22.4	3/6/24	0.117	1.03	1.15	5.32	6.65		7.8		

Field's Point Influent and Effluent Nutrients 2024

Date	Field's Point Influent Nutrients							Field's Point Effluent Nutrients									
	Nitrite	Nitrate	Nitrate	Nitrite	Ammonia	TKN	Total	Total	Date	Nitrite	Nitrate	Nitrate	Nitrite	Ammonia	TKN	Total	Total
	NO ₂	NO ₃	NO ₃	NO ₂	NH ₃		Phosphorus	Nitrogen		NO ₂	NO ₃	NO ₃	NO ₂	NH ₃		Phosphorus	Nitrogen
ppm as N	ppm as N	ppm as N	ppm as N	ppm as N	ppm as N	ppm as P	ppm as N	ppm as N	ppm as N	ppm as N	ppm as N	ppm as N	ppm as N	ppm as N	ppm as P	ppm as N	
3/11/24	0.705	1.83	2.54	8.52	12.8	1.35	15.3	3/11/24	0.274	1.78	2.05	5.76	7.06	0.472	9.11		
3/12/24	0.513	1.76	2.27	9.06	13.9		16.2	3/12/24	0.255	1.29	1.55	6	7.4		8.95		
3/13/24	0.619	1.38	2	10.3	14.9		16.9	3/13/24	0.173	0.877	1.05	6.88	8.32		9.37		
3/18/24	1.46	0.92	2.38	13	22.4	2.67	24.8	3/18/24	0.0119	<0.100	<0.100	8.78	10.1	1.36	10.1		
3/19/24	1.33	0.99	2.32	13.2	19.4		21.7	3/19/24	0.0122	<0.100	<0.100	8.64	10.5		10.5		
3/20/24	1.53	0.98	2.51	12.5	23.7		26.2	3/20/24	0.012	<0.100	<0.100	8.35	9.92		9.92		
3/25/24	1.38	1.9	3.28	6.18	13	1.26	16.3	3/25/24	0.179	2.09	2.27	3.71	5.32	0.388	7.59		
3/26/24	1.64	1.98	3.62	8.37	11.7		15.3	3/26/24	0.233	1.7	1.93	4.78	6.12		8.05		
3/27/24	1.82	1.99	3.81	9.48	11.5		15.3	3/27/24	0.156	1.33	1.49	4.86	6.56		8.05		
4/1/24	1.92	1.6	3.52	8.25	16	2.9	19.5	4/1/24	0.238	1.57	1.81	4.78	6.24	1.1	8.05		
4/2/24	1.7	1.64	3.34	8.69	16.2		19.5	4/2/24	0.196	1.86	2.06	4.53	5.91		7.97		
4/3/24	1.24	1.18	2.42	6.04	12.6		15	4/3/24	0.138	2.48	2.62	1.18	3.72		6.34		
4/8/24	0.609	1.91	2.52	8.35	15.5	3.5	18	4/8/24	0.384	1.66	2.04	2.75	3.94	0.891	5.98		
4/9/24	0.648	1.82	2.47	8.79	19.3		21.8	4/9/24	0.313	1.45	1.76	2.98	4.04		5.8		
4/10/24	0.734	2.06	2.79	8.84	17.4		20.2	4/10/24	0.239	1.07	1.31	3.17	4.44		5.75		
4/15/24	0.39	2.51	2.9	9.6	17.1	2.55	20	4/15/24	0.0584	0.271	0.329	2.56	3.7	1.03	4.03		
4/16/24	0.216	1.33	1.55	10.4	19.6		21.1	4/16/24	0.0245	0.12	0.145	2.65	3.51		3.65		
4/17/24	0.24	1.8	2.04	11	18.7		20.7	4/17/24	0.028	0.141	0.169	2.79	3.75		3.92		
4/22/24	0.268	1.82	2.09	13.2	21.7	2.95	23.8	4/22/24	0.0261	0.168	0.194	3.89	4.85	1.75	5.04		
4/23/24	0.262	1.57	1.83	13.7	21.8		23.6	4/23/24	0.0243	0.186	0.21	4.27	5.43		5.64		
4/24/24	0.133	0.473	0.606	14	24.9		25.5	4/24/24	0.0302	0.244	0.274	2.55	3.54		3.81		
4/29/24	0.0968	<0.100	0.18	14	23.7	3.05	23.9	4/29/24	0.014	<0.100	<0.100	2.19	3.38	2.36	3.38		
4/30/24	0.141	0.13	0.271	13.7	24.6		24.9	4/30/24	0.0112	<0.100	<0.100	2.43	3.59		3.59		
5/1/24	0.113	<0.100	0.207	13.9	22.9		23.1	5/1/24	<0.010	<0.100	<0.100	1.73	2.88		2.88		
5/6/24	0.208	0.377	0.585	13.5	21.8	2.82	22.4	5/6/24	0.0292	0.116	0.145	1.49	2.65	1.88	2.79		
5/7/24	0.128	0.205	0.333	15.3	24.6		24.9	5/7/24	0.0283	0.249	0.277	1.47	2.54		2.82		
5/8/24	0.0735	0.471	0.545	9.12	16.7		17.2	5/8/24	0.0617	0.819	0.881	1.5	2.15		3.03		
5/13/24	0.0356	0.116	0.152	15.7	24.4	3.7	24.6	5/13/24	0.0157	<0.100	<0.100	2.92	4.13	2.68	4.13		
5/14/24	0.0228	<0.100	<0.100	15.9	25.5		25.5	5/14/24	0.018	<0.100	0.112	1.54	3.13		3.24		
5/15/24	0.0346	0.109	0.144	12.1	22.4		22.5	5/15/24	0.0127	0.734	0.747	1.09	2.58		3.33		

Field's Point Influent and Effluent Nutrients 2024

Date	Field's Point Influent Nutrients							Field's Point Effluent Nutrients								
	Nitrite	Nitrate	Nitrate	Nitrite	Ammonia	TKN	Total	Total	Nitrite	Nitrate	Nitrate	Nitrite	Ammonia	TKN	Total	Total
	NO ₂	NO ₃	NO ₃	NO ₂	NH ₃		Phosphorus	Nitrogen	NO ₂	NO ₃	NO ₃	NO ₂	NH ₃		Phosphorus	Nitrogen
ppm as N	ppm as N	ppm as N	ppm as N	ppm as N	ppm as N	ppm as P	ppm as N	Date	ppm as N	ppm as N	ppm as N	ppm as N	ppm as N	ppm as N	ppm as P	ppm as N
5/20/24	0.0817	<0.100	0.12	12.4	20.3	3.4	20.4	5/20/24	0.0128	0.113	0.126	1.3	2.14	1.4	2.27	
5/21/24	0.0635	0.118	0.182	12.7	20.8		21	5/21/24	0.0132	<0.100	<0.100	1.23	2.28		2.28	
5/22/24	0.0716	<0.100	0.147	12.9	21.6		21.7	5/22/24	0.0107	0.58	0.591	0.482	1.74		2.33	
5/27/24	0.285	0.203	0.488	9.41	19	2.57	19.5	5/27/24	0.0241	0.159	0.183	2.2	3.24	2.15	3.42	
5/28/24	0.387	0.136	0.523	10.7	17.6		18.1	5/28/24	0.0106	<0.100	<0.100	1.32	2.45		2.45	
5/29/24	0.292	<0.100	0.336	10.8	17.8		18.1	5/29/24	0.0104	0.309	0.319	1.51	2.71		3.03	
6/3/24	0.181	<0.100	0.196	11.8	20	2.87	20.2	6/3/24	0.0206	0.168	0.189	1.02	2.03	2.28	2.22	
6/4/24	0.0218	0.14	0.162	12.5	19.6		19.8	6/4/24	<0.010	<0.100	<0.100	0.522	1.53		1.53	
6/5/24	0.0277	<0.100	0.121	11.2	16.5		16.6	6/5/24	0.0277	0.139	0.167	1.39	2.58		2.75	
6/10/24	0.0292	<0.100	<0.100	13.7	22.1	3.4	22.1	6/10/24	<0.010	<0.100	<0.100	0.776	1.79	1.32	1.79	
6/11/24	0.0182	<0.100	<0.100	13.8	23		23	6/11/24	<0.010	<0.100	<0.100	0.83	1.79		1.79	
6/12/24	0.0326	<0.100	0.108	13.6	23.7		23.8	6/12/24	<0.010	<0.100	<0.100	0.619	1.7		1.7	
6/17/24	0.0166	<0.100	<0.100	15.9	22.3	3.3	22.3	6/17/24	<0.010	<0.100	<0.100	0.96	1.94	2.47	1.94	
6/18/24	0.0326	<0.100	<0.100	15.3	20.1		20.1	6/18/24	<0.010	<0.100	<0.100	1.27	2.19		2.19	
6/19/24	0.0773	<0.100	<0.100	14.8	22.2		22.2	6/19/24	<0.010	<0.100	<0.100	0.867	2.11		2.11	
6/24/24	0.351	<0.100	0.417	13.8	22.2	3.15	22.6	6/24/24	<0.010	<0.100	<0.100	0.824	1.56	0.92	1.56	
6/25/24	0.264	<0.100	0.345	15.1	20.8		21.1	6/25/24	<0.010	<0.100	<0.100	1.31	2.05		2.05	
6/26/24	0.354	<0.100	0.331	12.3	20.1		20.4	6/26/24	<0.010	<0.100	<0.100	1.59	2.62		2.62	
7/1/24	0.0191	0.454	0.473	12.8	21.2	4.15	21.7	7/1/24	0.434	<0.100	0.376	0.917	1.76	1.46	2.14	
7/2/24	0.475	<0.100	0.527	14.9	23.9		24.4	7/2/24	<0.010	<0.100	<0.100	0.815	1.82		1.82	
7/3/24	0.324	<0.100	0.258	14.5	24.7		25	7/3/24	0.011	<0.100	<0.100	0.702	1.71		1.71	
7/8/24	0.142	0.101	0.243	15.3	25.7	5.25	25.9	7/8/24	0.0228	<0.100	0.106	1.58	2.49	2.34	2.6	
7/9/24	0.133	<0.100	0.204	15.1	26.5		26.7	7/9/24	0.013	<0.100	0.112	0.761	1.77		1.88	
7/10/24	0.247	<0.100	0.204	15	23.2		23.4	7/10/24	<0.010	<0.100	<0.100	0.358	1.32		1.32	
7/15/24	0.0454	<0.100	<0.100	15.1	26.5	3.72	26.5	7/15/24	0.0135	0.158	0.172	0.565	1.99	2.89	2.16	
7/16/24	<0.010	<0.100	<0.100	15.8	29.5		29.5	7/16/24	0.0105	0.135	0.146	0.872	2.04		2.19	
7/17/24	<0.010	<0.100	<0.100	14	27.7		27.7	7/17/24	0.0218	<0.100	<0.100	1.69	3.07		3.07	
7/22/24	0.012	<0.100	<0.100	15.8	27.5	3.75	27.5	7/22/24	0.0189	0.379	0.398	0.791	2.06	2.75	2.46	
7/23/24	0.0533	1.33	1.38	17.2	29.5		30.9	7/23/24	<0.010	0.486	0.486	<0.100	1.2		1.69	
7/24/24	0.011	<0.100	<0.100	16.6	26.7		26.7	7/24/24	0.0117	<0.100	0.101	1.67	2.76		2.86	

Field's Point Influent and Effluent Nutrients 2024

Date	Field's Point Influent Nutrients							Field's Point Effluent Nutrients									
	Nitrite	Nitrate	Nitrate	Nitrite	Ammonia	TKN	Total	Total	Date	Nitrite	Nitrate	Nitrate	Nitrite	Ammonia	TKN	Total	Total
	NO ₂	NO ₃	NO ₃	NO ₂	NH ₃	ppm as N	Phosphorus	Nitrogen		NO ₂	NO ₃	NO ₃	NO ₂	NH ₃	ppm as N	Phosphorus	Nitrogen
ppm as N	ppm as N	ppm as N	ppm as N	ppm as N	ppm as N	ppm as P	ppm as N	ppm as N	ppm as N	ppm as N	ppm as N	ppm as N	ppm as N	ppm as N	ppm as P	ppm as N	
7/29/24	0.11	<0.100	0.182	10.9	17	3.42	17.2	7/29/24	0.0142	<0.100	<0.100	2.14	2.47	2.66	2.47		
7/30/24	0.144	<0.100	0.163	15.7	26		26.2	7/30/24	<0.010	<0.100	<0.100	2.6	3.48		3.48		
7/31/24	0.219	<0.100	0.14	16.5	26.8		26.9	7/31/24	<0.010	<0.100	<0.100	3.06	4.16		4.16		
8/5/24	0.367	<0.100	0.324	16.6	26.7	2.56	27	8/5/24	0.0198	<0.100	<0.100	2.83	3.92	1.71	3.92		
8/6/24	0.42	<0.100	0.464	10.2	17.8		18.3	8/6/24	0.0222	0.141	0.163	2.03	3.02		3.18		
8/7/24	0.397	<0.100	0.403	13.2	22		22.4	8/7/24	0.0174	<0.100	<0.100	1.78	2.85		2.85		
8/12/24	0.353	<0.100	0.329	14.2	24.2	2.14	24.5	8/12/24	0.023	0.108	0.131	1.69	2.89	2.51	3.02		
8/13/24	0.365	<0.100	0.401	16.2	25.5		25.9	8/13/24	0.0239	0.194	0.218	0.218	1.89		2.11		
8/14/24	0.347	<0.100	0.305	16.3	25.8		26.1	8/14/24	0.0583	0.354	0.412	1.37	2.73		3.14		
8/19/24	0.365	0.198	0.563	13.2	20.2	1.9	20.8	8/19/24	0.02	0.13	0.15	1.46	2.59	2.65	2.74		
8/20/24	0.444	0.132	0.576	17.2	29.8		30.4	8/20/24	0.0162	0.105	0.121	0.961	2.31		2.43		
8/21/24	0.402	<0.100	0.346	17	28.6		28.9	8/21/24	0.0846	0.525	0.61	1.06	2.59		3.2		
8/26/24	0.265	<0.100	0.25	18.4	31	3.9	31.2	8/26/24	0.0645	0.235	0.3	1.67	2.47	4.28	2.77		
8/27/24	0.305	<0.100	0.328	19.3	28.1		28.4	8/27/24	0.0283	<0.100	0.105	2.29	3.56		3.66		
8/28/24	0.188	0.882	1.07	18.7	32.4		33.5	8/28/24	0.0268	<0.100	0.12	3.32	4.81		4.93		
9/2/24	0.137	<0.100	0.112	20	31.7	2.55	31.8	9/2/24	0.0256	<0.100	<0.100	2.36	3.47	3.41	3.47		
9/3/24	0.18	<0.100	0.188	20.3	34.4		34.6	9/3/24	0.0251	<0.100	<0.100	2.57	3.67		3.67		
9/4/24	0.238	<0.100	0.207	20	31.2		31.4	9/4/24	0.0262	<0.100	<0.100	2	3.18		3.18		
9/9/24	0.019	0.126	0.145	22.2	31.3	3.53	31.4	9/9/24	0.0204	<0.100	<0.100	2.32	3.2	2.06	3.2		
9/10/24	<0.010	<0.100	<0.100	22.7	30.7		30.7	9/10/24	0.0216	<0.100	<0.100	2.2	3.45		3.45		
9/11/24	<0.010	<0.100	<0.100	24.7	36.2		36.2	9/11/24	0.0263	<0.100	0.105	1.41	2.66		2.76		
9/16/24	0.0104	<0.100	0.108	21.9	28.8	4.26	28.9	9/16/24	0.0171	<0.100	<0.100	1.4	2.29	3.42	2.29		
9/17/24	<0.010	<0.100	<0.100	24.5	35		35	9/17/24	0.0134	<0.100	<0.100	0.883	2.28		2.28		
9/18/24	0.0105	<0.100	<0.100	20.2	36.7		36.7	9/18/24	0.0223	<0.100	<0.100	1.45	2.95		2.95		
9/23/24	0.0108	<0.100	<0.100	23.4	35	6.02	35	9/23/24	0.0186	<0.100	<0.100	1.46	2.85	3.15	2.85		
9/24/24	<0.010	<0.100	<0.100	23.5	35.6		35.6	9/24/24	0.0218	<0.100	<0.100	1.87	2.93		2.93		
9/25/24	<0.010	<0.100	<0.100	24.4	40		40	9/25/24	0.0198	<0.100	<0.100	0.988	2.23		2.23		
9/30/24	0.0143	<0.100	<0.100	22.8	36.5	4.97	36.5	9/30/24	0.0257	<0.100	<0.100	1.58	2.93	3.34	2.93		
10/1/24	0.019	<0.100	<0.100	23.1	35.7		35.7	10/1/24	0.0289	<0.100	<0.100	2.01	3.21		3.21		
10/2/24	0.025	<0.100	<0.100	23.3	30.3		30.3	10/2/24	0.0361	<0.100	<0.100	2.19	3.47		3.47		

Field's Point Influent and Effluent Nutrients 2024

Field's Point Influent Nutrients								Field's Point Effluent Nutrients							
	Nitrite	Nitrate	NitrateNitrite	Ammonia	TKN	Total	Total		Nitrite	Nitrate	NitrateNitrite	Ammonia	TKN	Total	Total
	NO ₂	NO ₃	NO ₃ NO ₂	NH ₃		Phosphorus	Nitrogen		NO ₂	NO ₃	NO ₃ NO ₂	NH ₃		Phosphorus	Nitrogen
Date	ppm as N	ppm as N	ppm as N	ppm as N	ppm as N	ppm as P	ppm as N	Date	ppm as N	ppm as N	ppm as N	ppm as N	ppm as N	ppm as P	ppm as N
10/7/24	0.0448	<0.100	0.122	14.2	23.9	2.43	24	10/7/24	0.0391	<0.100	<0.100	3.56	4.29	3.26	4.29
10/8/24	0.0174	<0.100	<0.100	22.4	33.1		33.1	10/8/24	0.0475	<0.100	<0.100	4.52	6.16		6.16
10/9/24	0.0119	<0.100	<0.100	22.9	24.8		24.8	10/9/24	0.0463	<0.100	<0.100	4.09	5.42		5.42
10/14/24	0.0117	0.185	0.197	22.4	34.9	3.08	35.1	10/14/24	0.0484	<0.100	<0.100	1.64	3.62	2.02	3.62
10/15/24	<0.010	<0.100	<0.100	23.7	30.9		30.9	10/15/24	0.0437	<0.100	<0.100	2.08	4.6		4.6
10/16/24	0.0123	<0.100	<0.100	21.7	38.8		38.8	10/16/24	0.0427	<0.100	<0.100	2.53	5.2		5.2
10/21/24	0.0131	<0.100	<0.100	25.9	35.9	3.34	35.9	10/21/24	0.0156	<0.100	<0.100	2.87	4.19	2.93	4.19
10/22/24	0.01	<0.100	<0.100	25.5	38.9		38.9	10/22/24	0.0132	<0.100	<0.100	3.06	4.77		4.77
10/23/24	0.0115	<0.100	<0.100	25.6	37.4		37.4	10/23/24	0.0127	<0.100	<0.100	3.71	4.89		4.89
10/28/24	0.0162	<0.100	<0.100	26.4	36.2	4.05	36.2	10/28/24	0.0219	<0.100	<0.100	2.57	4.29	3.22	4.29
10/29/24	0.0116	<0.100	<0.100	25	40.7		40.7	10/29/24	0.0139	<0.100	<0.100	3.79	5.21		5.21
10/30/24	0.0113	<0.100	<0.100	25.1	37.2		37.2	10/30/24	0.012	<0.100	<0.100	1.01	2.55		2.55
11/4/24	0.0133	<0.100	<0.100	23.9	34.2	4.8	34.2	11/4/24	0.0239	<0.100	<0.100	6.04	7.77	3.4	7.77
11/5/24	0.0118	<0.100	<0.100	23.3	37.9		37.9	11/5/24	0.0238	<0.100	<0.100	3.8	5.19		5.19
11/6/24	0.0131	<0.100	<0.100	24.4	34		34	11/6/24	0.0281	<0.100	<0.100	4.16	5.62		5.62
11/11/24	0.0195	0.1	0.12	23.8	37.5	3.06	37.6	11/11/24	0.0431	<0.100	<0.100	3.82	5.36	2.48	5.36
11/12/24	0.0134	<0.100	<0.100	24.3	33.7		33.7	11/12/24	0.051	<0.100	<0.100	4.33	5.71		5.71
11/13/24	<0.010	<0.100	<0.100	24.3	34		34	11/13/24	0.065	<0.100	0.1	4.57	6.05		6.15
11/18/24	0.014	<0.100	0.102	25	36.6	3.44	36.7	11/18/24	0.146	<0.100	0.168	4.7	6.54	2.95	6.71
11/19/24	0.0116	<0.100	<0.100	25.1	36.2		36.2	11/19/24	0.165	<0.100	0.15	6.28	7.96		8.11
11/20/24	0.0162	<0.100	<0.100	23.9	38.1		38.1	11/20/24	0.137	<0.100	0.185	8.3	9.5		9.68
11/25/24	0.0117	<0.100	<0.100	27.2	33.8	4.55	33.8	11/25/24	0.175	<0.100	0.161	9.69	11.5	3.41	11.7
11/26/24	0.171	0.229	0.4	23.3	36		36.4	11/26/24	0.195	<0.100	0.18	8.56	9.97		10.1
11/27/24	0.0193	0.203	0.222	26.1	38.3		38.5	11/27/24	0.136	<0.100	0.199	9.38	10.4		10.6
12/2/24	0.0332	<0.100	0.12	26.5	40.1	4.88	40.2	12/2/24	0.0817	<0.100	0.114	12.1	13.6	2.56	13.7
12/3/24	0.0114	<0.100	<0.100	25.9	40.9		40.9	12/3/24	0.0841	<0.100	0.134	12.2	14.3		14.4
12/4/24	0.0382	0.15	0.188	24.3	43.4		43.6	12/4/24	0.0627	0.159	0.222	13	15		15.2
12/9/24	0.144	0.343	0.487	21.1	37.5	4.86	38	12/9/24	0.0877	<0.100	0.152	10.9	13.5	3.34	13.7
12/10/24	0.436	0.548	0.984	24.5	39.7		40.7	12/10/24	0.0827	0.249	0.332	10.5	12.9		13.2
12/11/24	0.242	1.09	1.33	5.56	11.9		13.2	12/11/24	0.101	1.86	1.96	3.56	5.43		7.39

Field's Point Influent and Effluent Nutrients 2024

Field's Point Influent Nutrients								Field's Point Effluent Nutrients							
	Nitrite NO ₂	Nitrate NO ₃	NitrateNitrite NO ₃ NO ₂	Ammonia NH ₃	TKN	Total Phosphorus	Total Nitrogen		Nitrite NO ₂	Nitrate NO ₃	NitrateNitrite NO ₃ NO ₂	Ammonia NH ₃	TKN	Total Phosphorus	Total Nitrogen
Date	ppm as N	ppm as N	ppm as N	ppm as N	ppm as N	ppm as P	ppm as N	Date	ppm as N	ppm as N	ppm as N	ppm as N	ppm as N	ppm as P	ppm as N
12/16/24	0.849	1.13	1.98	22.9	31.3	2.97	33.3	12/16/24	0.0815	0.466	0.548	11.4	12.2	1.26	12.7
12/17/24	0.659	0.821	1.48	22	28.6		30.1	12/17/24	0.0255	<0.100	0.124	10.5	13		13.1
12/18/24	0.455	0.885	1.34	14.9	31.2		32.5	12/18/24	0.0607	0.564	0.625	8.52	11		11.6
12/23/24	0.389	0.133	0.522	18.4	27.6	3.92	28.1	12/23/24	0.0182	<0.100	<0.100	9.44	12.3	2.72	12.3
12/24/24	0.538	<0.100	0.603	18.6	27.7		28.3	12/24/24	0.0199	<0.100	<0.100	10.5	11.7		11.7
12/25/24	0.156	<0.100	0.149	25	37.4		37.5	12/25/24	0.026	<0.100	<0.100	11	12.4		12.4
12/30/24	0.636	0.484	1.12	13.5	17.1	1.97	18.2	12/30/24	0.0145	<0.100	<0.100	6.69	7.42	1.76	7.42
12/31/24	0.99	0.46	1.45	17.1	20.2		21.6	12/31/24	0.0308	0.227	0.258	8.31	8.84		9.1

INFLUENT LOADING DATA

BUCKLIN POINT

Bucklin Point Influent Metals Cd - CN 2024
all analyses in ppb

Date	Day of the Week	Influent Flow	Cd (ppb)	TTL Cr (ppb)	Hex Cr (ppb)	Cu (ppb)	Pb (ppb)	Hg (ppb)	Ni (ppb)	Ag (ppb)	Zn (ppb)
1/2/2024	Tuesday	24.15	0.1012	0.8041		30.82	2.064		2.714	0.2663	59.22
1/3/2024	Wednesday	23.64	0.1201	1.278		38.43	2.893		8.578	0.6156	77.18
1/9/2024	Tuesday	42.39	0.1069	1.106	24	30.20	2.277	0.0145	12.60	0.6943	63.30
1/10/2024	Wednesday	86.50	0.1892	5.115		35.87	21.40		20.22	4.445	104.0
1/16/2024	Tuesday	47.12	0.09643	1.459		14.21	1.787		9.758	0.3884	45.83
1/17/2024	Wednesday	38.05	0.1265	1.576		16.03	4.101		9.418	0.4897	52.02
1/23/2024	Tuesday	30.49	0.1085	4.309		22.03	1.908		23.55	0.5021	53.74
1/24/2024	Wednesday	37.93	0.1457	3.668		22.31	4.176		11.00	0.8537	71.87
1/30/2024	Tuesday	32.61	0.1126	1.105		20.98	1.411		17.60	0.5941	44.02
1/31/2024	Wednesday	31.07	0.09357	0.9944		16.94	1.336		9.415	0.6829	44.52
2/6/2024	Tuesday	26.48	0.1016	1.198	16	21.36	1.642	0.0121	31.54	1.344	49.74
2/7/2024	Wednesday	25.84	0.09703	1.304		20.81	1.637		15.26	0.9157	51.88
2/13/2024	Tuesday	27.32	0.1150	5.284		26.68	2.319		30.63	0.5881	64.46
2/14/2024	Wednesday	23.83	0.1302	2.611		23.44	6.421		7.000	0.8788	77.89
2/20/2024	Tuesday	21.53	0.1060	1.456		24.43	2.137		11.61	0.7915	63.75
2/21/2024	Wednesday	21.40	0.1176	2.975		28.66	2.910		7.671	0.7175	70.57
2/27/2024	Tuesday	21.26	0.1141	1.782		28.62	2.144		27.59	3.489	66.90
2/28/2024	Wednesday	38.45	0.1647	3.297		49.18	12.19		9.217	3.384	114.2
3/5/2024	Tuesday	31.76	0.1076	1.473	13	30.24	2.582	0.0100	9.864	1.702	70.66
3/6/2024	Wednesday	33.67	0.09960	2.183		22.15	5.650		7.592	4.161	61.78
3/12/2024	Tuesday	38.12	0.1110	1.559		15.35	1.561		12.08	0.5364	44.51
3/13/2024	Wednesday	35.56	0.1106	1.514		17.78	1.867		8.336	0.5585	46.98
3/19/2024	Tuesday	28.32	0.1090	2.599		23.45	2.202		9.126	0.8575	57.07
3/20/2024	Wednesday	29.15	0.1024	3.693		22.21	1.878		5.326	0.9201	56.76
3/26/2024	Tuesday	38.43	0.09487	0.9501		11.98	1.642		7.362	0.4392	36.85
3/27/2024	Wednesday	36.20	0.08752	0.9411		13.41	1.323		9.999	0.6164	36.82
4/2/2024	Tuesday	40.08	0.1092	1.002		15.88	1.669		5.606	0.4198	45.01
4/3/2024	Wednesday	50.47	0.1301	2.594		18.48	6.193		4.877	0.8496	58.18
4/9/2024	Tuesday	34.51	0.1085	0.9055	<10	14.40	1.461	0.0130	9.081	0.6488	41.21
4/10/2024	Wednesday	33.34	0.1373	1.159		24.40	2.096		7.333	0.8026	60.93
4/16/2024	Tuesday	30.72	0.1206	2.844		20.65	1.713		6.805	0.5466	55.20
4/17/2024	Wednesday	29.98	0.1074	3.422		20.84	1.722		7.724	0.5125	51.45
4/23/2024	Tuesday	26.89	0.08287	1.277		17.92	1.367		5.012	0.4524	52.32
4/24/2024	Wednesday	26.36	0.1886	3.081		39.53	2.388		7.707	0.6194	79.49
4/30/2024	Tuesday	23.71	0.1021	1.190		26.53	2.191		6.264	0.4664	72.87

Date	Day of the Week	Influent Flow	Cd (ppb)	TTL Cr (ppb)	Hex Cr (ppb)	Cu (ppb)	Pb (ppb)	Hg (ppb)	Ni (ppb)	Ag (ppb)	Zn (ppb)
5/1/2024	Wednesday	23.66	0.1241	3.088		27.12	3.659		16.03	0.5682	70.81
5/7/2024	Tuesday	22.51	0.09958	2.080		32.92	1.951		10.74	0.9944	69.06
5/8/2024	Wednesday	39.81	0.1373	7.669		41.43	8.824		19.30	10.26	96.66
5/14/2024	Tuesday	21.70	0.1095	5.081	20	29.19	2.069	0.0183	19.80	1.050	73.04
5/15/2024	Wednesday	29.02	0.1517	3.539		31.55	4.211		8.248	0.9385	87.44
5/21/2024	Tuesday	23.73	0.1144	3.507		29.36	2.664		12.44	1.056	71.33
5/22/2024	Wednesday	23.13	0.1189	4.628		29.48	2.655		6.166	1.118	80.99
5/28/2024	Tuesday	26.71	0.1531	1.276		31.91	6.914		4.000	1.474	94.45
5/29/2024	Wednesday	23.49	0.1497	2.651		43.29	3.516		11.50	1.030	88.15
6/4/2024	Tuesday	23.44	0.1124	1.920	24	30.18	2.726	0.0248	8.097	0.6453	69.05
6/5/2024	Wednesday	22.34	0.1116	12.93		29.30	2.224		5.605	0.8765	73.22
6/11/2024	Tuesday	20.70	0.1096	2.880		42.02	2.286		9.186	1.219	82.52
6/12/2024	Wednesday	20.37	0.1243	14.54		43.49	2.699		11.13	1.014	87.30
6/18/2024	Tuesday	19.34	0.1063	16.79		33.12	3.325		13.72	1.140	89.70
6/19/2024	Wednesday	19.89	0.1036	5.228		33.29	2.424		10.81	1.333	83.25
6/25/2024	Tuesday	18.76	0.09928	1.752		33.27	2.308		9.002	1.788	83.18
6/26/2024	Wednesday	18.64	0.1156	3.347		40.77	2.508		10.23	1.130	96.76
7/2/2024	Tuesday	19.38	0.1107	4.306		34.06	2.944		8.265	0.8977	89.55
7/3/2024	Wednesday	17.94	0.09217	2.387		31.95	2.110		8.428	1.029	81.09
7/9/2024	Tuesday	17.25	0.1347	2.152		50.07	3.175		9.695	1.681	105.9
7/10/2024	Wednesday	16.86	0.1077	1.867		45.09	2.751		10.37	2.189	97.69
7/16/2024	Tuesday	16.15	0.1155	2.793	30	54.44	3.580	0.0405	12.05	1.222	100.8
7/17/2024	Wednesday	16.09	0.1066	2.650		36.68	2.843		10.38	1.126	87.89
7/23/2024	Tuesday	18.28	0.1395	2.595		53.38	4.654		12.66	3.214	110.1
7/24/2024	Wednesday	16.50	0.1170	4.089		43.94	5.132		6.233	1.323	80.32
7/30/2024	Tuesday	15.74	0.1180	3.609		39.42	2.930		8.234	2.004	96.82
7/31/2024	Wednesday	17.67	0.1313	6.525		43.26	4.668		13.97	2.365	108.8
8/6/2024	Tuesday	28.38	0.1057	4.234	29	46.36	6.510	0.0193	14.67	8.823	98.62
8/7/2024	Wednesday	19.49	0.1077	3.221		33.44	3.685		5.438	2.097	85.22
8/13/2024	Tuesday	15.56	0.1204	1.912		35.48	5.518		3.972	0.5146	96.05
8/14/2024	Wednesday	15.49	0.1363	5.762		39.58	3.308		8.163	1.346	96.97
8/20/2024	Tuesday	15.91	0.09350	3.468		35.60	3.266		6.325	1.021	87.31
8/21/2024	Wednesday	14.96	0.09459	2.595		30.11	2.915		5.748	0.8503	77.83
8/27/2024	Tuesday	14.87	0.1468	3.501		42.11	7.040		14.10	1.470	116.6
8/28/2024	Wednesday	14.81	0.1278	3.984		47.58	3.739		10.79	1.983	109.6
9/3/2024	Tuesday	14.32	0.1233	1.087		34.24	3.312		2.936	0.5911	93.33
9/4/2024	Wednesday	14.23	0.1312	3.128		44.21	3.433		5.965	2.248	102.2
9/10/2024	Tuesday	13.56	0.1257	4.612	35	45.56	3.275	<0.200	12.68	2.172	131.5
9/11/2024	Wednesday	13.59	0.1376	8.268		52.54	3.597		16.80	2.310	115.4
9/17/2024	Tuesday	13.22	0.2055	4.775		67.90	8.342		14.12	1.970	153.5
9/18/2024	Wednesday	13.22	0.1931	3.041		51.24	4.087		17.96	1.962	112.7

Date	Day of the Week	Influent Flow	Cd (ppb)	TTL Cr (ppb)	Hex Cr (ppb)	Cu (ppb)	Pb (ppb)	Hg (ppb)	Ni (ppb)	Ag (ppb)	Zn (ppb)
9/24/2024	Tuesday	13.38	0.1183	3.262		49.62	4.471		14.79	1.793	98.61
9/25/2024	Wednesday	13.46	0.1503	2.818		54.38	5.551		38.19	1.689	106.0
10/1/2024	Tuesday	13.28	0.1398	2.965		56.60	3.884		11.56	2.306	107.1
10/2/2024	Wednesday	13.35	0.1252	3.431		55.73	3.278		12.02	1.688	115.6
10/8/2024	Tuesday	13.01	0.1329	5.324	36	54.16	6.079	0.00208	14.89	2.482	101.8
10/9/2024	Wednesday	12.81	0.1138	5.033		38.43	3.771		25.65	2.057	107.1
10/15/2024	Tuesday	12.72	0.1360	0.8767		34.90	2.860		3.206	0.5856	84.43
10/16/2024	Wednesday	12.62	0.1192	4.079		47.67	3.116		8.090	2.177	106.3
10/22/2024	Tuesday	12.24	0.1330	2.065		51.27	3.190		18.72	2.854	105.9
10/23/2024	Wednesday	12.33	0.1593	2.906		60.72	4.394		20.10	2.093	140.4
10/29/2024	Tuesday	12.20	0.1330	3.245		62.56	4.356		46.85	1.490	106.2
10/30/2024	Wednesday	13.41	0.1713	3.817		68.74	7.196		37.45	1.765	155.3
11/5/2024	Tuesday	12.05	0.1353	6.198	45	49.11	2.857	0.00188	28.00	1.503	104.3
11/6/2024	Wednesday	11.77	0.1889	6.650		61.25	3.804		27.94	1.980	134.5
11/12/2024	Tuesday	11.95	0.1593	1.307		48.36	3.712		8.039	0.3954	121.4
11/13/2024	Wednesday	11.95	0.1712	5.534		68.60	3.843		26.22	0.5219	153.6
11/19/2024	Tuesday	11.86	0.1220	3.380		52.53	5.273		38.83	1.684	111.0
11/20/2024	Wednesday	12.09	0.1353	6.011		48.56	4.674		46.99	1.802	117.3
11/26/2024	Tuesday	15.50	0.1394	2.875		64.09	3.616		23.71	0.6723	122.8
11/27/2024	Wednesday	12.86	0.1259	2.650		48.98	3.179		15.24	0.7037	101.8
12/3/2024	Tuesday	12.60	0.1075	2.899	43	86.87	2.978	0.00160	31.45	1.132	108.0
12/4/2024	Wednesday	12.47	0.1384	3.794		64.23	3.237		18.50	1.848	126.3
12/10/2024	Tuesday	12.82	0.1394	3.682		43.54	6.915		14.84	1.795	108.9
12/11/2024	Wednesday	75.67	0.1441	8.866		52.02	8.491		14.43	7.958	133.0
12/17/2024	Tuesday	23.33	0.1351	6.632		46.84	4.544		11.78	1.781	100.5
12/18/2024	Wednesday	26.85	0.1094	4.658		44.77	2.499		10.09	2.689	82.27
12/24/2024	Tuesday	16.57	0.08346	2.127		37.86	2.017		19.80	0.6308	72.59
12/25/2024	Wednesday	14.94	0.1082	1.198		34.10	1.811		12.57	0.3652	67.92
12/31/2024	Tuesday	16.68	0.08468	1.115		27.43	2.099		7.655	1.431	65.54

Bucklin Point Influent Metals Al - Sn 2024
all analyses in ppb

Date	Day of the Week	Influent Flow	Al (ppb)	Fe (ppb)	Se (ppb)	As (ppb)	Mo (ppb)	Sn (ppb)
1/2/2024	Tuesday	24.15	198.5		<1	0.7886	1.879	
1/3/2024	Wednesday	23.64	270.5		<1	0.8694	2.141	
1/9/2024	Tuesday	42.39	284.7	597.2	<1	0.7336	2.015	<5
1/10/2024	Wednesday	86.50	860.9		<1	1.270	1.444	
1/16/2024	Tuesday	47.12	176.3		<1	0.6868	1.233	
1/17/2024	Wednesday	38.05	344.6		<1	0.7796	1.598	
1/23/2024	Tuesday	30.49	516.2		<1	0.7133	1.213	
1/24/2024	Wednesday	37.93	401.9		<1	0.7969	1.421	
1/30/2024	Tuesday	32.61	274.6		<1	0.6220	1.712	
1/31/2024	Wednesday	31.07	202.7		<1	0.5988	1.427	
2/6/2024	Tuesday	26.48	308.4	497.6	<1	0.6665	1.258	<5
2/7/2024	Wednesday	25.84	278.2		<1	0.5847	0.9984	
2/13/2024	Tuesday	27.32	349.4		<1	0.6699	3.289	
2/14/2024	Wednesday	23.83	443.9		<1	0.8157	1.631	
2/20/2024	Tuesday	21.53	175.5		<1	0.5990	1.091	
2/21/2024	Wednesday	21.40	196.5		<1	0.6571	1.521	
2/27/2024	Tuesday	21.26	285.9		<1	0.5297	2.447	
2/28/2024	Wednesday	38.45	635.3		<1	0.9017	2.334	
3/5/2024	Tuesday	31.76	260.1	581.3	<1	0.6135	2.495	<5
3/6/2024	Wednesday	33.67	378.2		<1	0.6563	1.469	
3/12/2024	Tuesday	38.12	198.9		<1	0.5889	1.190	
3/13/2024	Wednesday	35.56	199.0		<1	0.5782	1.872	
3/19/2024	Tuesday	28.32	435.0		<1	0.6032	1.221	
3/20/2024	Wednesday	29.15	204.4		<1	0.5964	1.459	
3/26/2024	Tuesday	38.43	160.7		<1	0.5122	1.876	
3/27/2024	Wednesday	36.20	151.0		<1	0.5198	2.150	
4/2/2024	Tuesday	40.08	168.4		<1	0.6499	1.970	
4/3/2024	Wednesday	50.47	244.3		<1	0.6593	2.682	
4/9/2024	Tuesday	34.51	135.6	421.9	<1	0.5129	1.517	<5
4/10/2024	Wednesday	33.34	243.0		<1	0.6928	1.120	
4/16/2024	Tuesday	30.72	176.4		<1	0.6084	1.963	
4/17/2024	Wednesday	29.98	167.0		<1	0.5695	2.488	
4/23/2024	Tuesday	26.89	150.6		<1	0.5052	0.6072	
4/24/2024	Wednesday	26.36	272.6		<1	0.5355	0.7142	
4/30/2024	Tuesday	23.71	171.3		<1	0.5467	1.256	
5/1/2024	Wednesday	23.66	250.0		<1	0.5697	2.710	

Date	Day of the Week	Influent Flow	Al (ppb)	Fe (ppb)	Se (ppb)	As (ppb)	Mo (ppb)	Sn (ppb)
5/7/2024	Tuesday	22.51	253.7		<1	0.7933	2.433	
5/8/2024	Wednesday	39.81	457.3		<1	0.8432	1.584	
5/14/2024	Tuesday	21.70	267.3	659.0	<1	0.6326	2.992	<5
5/15/2024	Wednesday	29.02	381.5		<1	0.7746	1.844	
5/21/2024	Tuesday	23.73	219.1		<1	0.6356	35.10	
5/22/2024	Wednesday	23.13	273.9		<1	0.6412	3.354	
5/28/2024	Tuesday	26.71	276.3		<1	0.8753	1.097	
5/29/2024	Wednesday	23.49	295.7		<1	0.7988	1.856	
6/4/2024	Tuesday	23.44	210.6	680.8	<1	0.5941	1.459	<5
6/5/2024	Wednesday	22.34	221.1		<1	0.5763	1.386	
6/11/2024	Tuesday	20.70	204.4		<1	0.7392	22.90	
6/12/2024	Wednesday	20.37	202.6		<1	0.7358	8.386	
6/18/2024	Tuesday	19.34	223.0		<1	0.7882	1.923	
6/19/2024	Wednesday	19.89	181.6		<1	0.6304	4.130	
6/25/2024	Tuesday	18.76	220.9		<1	0.6722	2.908	
6/26/2024	Wednesday	18.64	391.7		<1	0.6488	2.727	
7/2/2024	Tuesday	19.38	340.9		<1	0.7224	4.228	
7/3/2024	Wednesday	17.94	302.4		<1	0.5937	2.644	
7/9/2024	Tuesday	17.25	261.3		<1	0.7153	3.156	
7/10/2024	Wednesday	16.86	305.5		<1	0.7106	2.314	
7/16/2024	Tuesday	16.15	353.0	739.5	<1	0.7580	3.090	<5
7/17/2024	Wednesday	16.09	405.2		<1	0.7754	2.933	
7/23/2024	Tuesday	18.28	451.4		<1	0.8007	21.97	
7/24/2024	Wednesday	16.50	2488		<1	0.6913	5.191	
7/30/2024	Tuesday	15.74	1655		<1	0.8459	7.084	
7/31/2024	Wednesday	17.67	1170		<1	0.7845	3.680	
8/6/2024	Tuesday	28.38	415.7	959.7	<1	0.7530	3.276	9.450
8/7/2024	Wednesday	19.49	554.9		<1	0.7988	2.419	
8/13/2024	Tuesday	15.56	1081		<1	0.8620	2.134	
8/14/2024	Wednesday	15.49	542.6		<1	0.8478	3.441	
8/20/2024	Tuesday	15.91	338.9		<1	0.5991	3.145	
8/21/2024	Wednesday	14.96	226.2		<1	0.5326	3.435	
8/27/2024	Tuesday	14.87	746.6		<1	0.8482	1.576	
8/28/2024	Wednesday	14.81	516.1		<1	0.7305	1.511	
9/3/2024	Tuesday	14.32	276.4		<1	0.7063	1.544	
9/4/2024	Wednesday	14.23	390.7		<1	0.7155	1.844	
9/10/2024	Tuesday	13.56	948.6	980.0	<1	0.7069	2.179	<5
9/11/2024	Wednesday	13.59	1114		<1	0.7500	2.785	
9/17/2024	Tuesday	13.22	1161		<1	0.8905	2.088	
9/18/2024	Wednesday	13.22	552.0		1.786	0.6853	2.323	
9/24/2024	Tuesday	13.38	341.5		<1	0.6512	1.235	

Date	Day of the Week	Influent Flow	Al (ppb)	Fe (ppb)	Se (ppb)	As (ppb)	Mo (ppb)	Sn (ppb)
9/25/2024	Wednesday	13.46	471.2		<1	0.8946	8.093	
10/1/2024	Tuesday	13.28	330.3		<1	0.6847	1.867	
10/2/2024	Wednesday	13.35	347.5		<1	0.6706	1.895	
10/8/2024	Tuesday	13.01	289.0	870.9	<1	0.6802	3.916	<5
10/9/2024	Wednesday	12.81	288.6		<1	0.7100	4.782	
10/15/2024	Tuesday	12.72	213.2		<1	0.5384	1.425	
10/16/2024	Wednesday	12.62	283.2		<1	0.5931	1.784	
10/22/2024	Tuesday	12.24	329.2		<1	0.9206	2.620	
10/23/2024	Wednesday	12.33	359.5		<1	0.7801	2.570	
10/29/2024	Tuesday	12.20	327.9		<1	0.7141	3.364	
10/30/2024	Wednesday	13.41	449.9		<1	0.7215	5.086	
11/5/2024	Tuesday	12.05	270.4	776.6	<1	0.6231	3.279	<5
11/6/2024	Wednesday	11.77	402.6		<1	0.7564	7.448	
11/12/2024	Tuesday	11.95	303.0		<1	0.7804	1.045	
11/13/2024	Wednesday	11.95	362.6		<1	0.9163	1.510	
11/19/2024	Tuesday	11.86	303.8		<1	0.6564	7.459	
11/20/2024	Wednesday	12.09	403.0		<1	0.8104	46.88	
11/26/2024	Tuesday	15.50	317.0		<1	0.8681	3.547	
11/27/2024	Wednesday	12.86	373.2		<1	0.9692	15.18	
12/3/2024	Tuesday	12.60	282.9	686.4	<1	0.7564	2.997	<5
12/4/2024	Wednesday	12.47	284.1		<1	0.7255	3.915	
12/10/2024	Tuesday	12.82	293.1		<1	0.7093	3.690	
12/11/2024	Wednesday	75.67	462.2		<1	0.7332	15.00	
12/17/2024	Tuesday	23.33	259.2		<1	0.7465	2.646	
12/18/2024	Wednesday	26.85	203.1		<1	0.7143	2.038	
12/24/2024	Tuesday	16.57	142.5		<1	0.5863	0.9566	
12/25/2024	Wednesday	14.94	128.2		<1	0.7314	0.8746	
12/31/2024	Tuesday	16.68	151.5		<1	0.6083	0.8863	

Bucklin Point Monthly Average, Minimum, and Maximum Influent Data 2024
all analyses in ppb

Date		Flow (MGD)	Cd	TTL Cr	Hex Cr	Cu	Pb	Hg (ppt)	Ni	Ag	Zn	CN
January	Average	37.51	0.12	2.14	24.00	24.78	4.34	14.50	12.49	0.95	61.57	6.54
	Minimum	22.33	0.09	0.80	24.00	14.21	1.34	14.50	2.71	0.27	44.02	4.00
	Maximum	86.50	0.19	5.12	24.00	38.43	21.40	14.50	23.55	4.45	104.00	13.70
February	Average	24.73	0.12	2.49	16.00	27.90	3.93	12.10	17.56	1.51	69.92	13.51
	Minimum	20.51	0.10	1.20	16.00	20.81	1.64	12.10	7.00	0.59	49.74	4.00
	Maximum	38.45	0.16	5.28	16.00	49.18	12.19	12.10	31.54	3.49	114.20	53.00
March	Average	40.15	0.10	1.86	13.00	19.57	2.34	10.00	8.71	1.22	51.43	4.47
	Minimum	20.96	0.09	0.94	13.00	11.98	1.32	10.00	5.33	0.44	36.82	4.00
	Maximum	77.47	0.11	3.69	13.00	30.24	5.65	10.00	12.08	4.16	70.66	5.69
April	Average	33.99	0.12	1.94	10.00	22.07	2.31	13.00	6.71	0.59	57.41	5.23
	Minimum	23.71	0.08	0.91	10.00	14.40	1.37	13.00	4.88	0.42	41.21	4.00
	Maximum	68.52	0.19	3.42	10.00	39.53	6.19	13.00	9.08	0.85	79.49	15.10
May	Average	27.21	0.13	3.72	20.00	32.92	4.05	18.30	12.02	2.05	81.33	4.00
	Minimum	21.60	0.10	1.28	20.00	27.12	1.95	18.30	4.00	0.57	69.06	4.00
	Maximum	65.39	0.15	7.67	20.00	43.29	8.82	18.30	19.80	10.26	96.66	4.00
June	Average	21.62	0.11	7.42	24.00	35.68	2.56	24.80	9.72	1.14	83.12	7.61
	Minimum	18.64	0.10	1.75	24.00	29.30	2.22	24.80	5.61	0.65	69.05	4.00
	Maximum	29.75	0.12	16.79	24.00	43.49	3.33	24.80	13.72	1.79	96.76	18.80
July	Average	18.29	0.12	3.30	30.00	43.23	3.48	40.50	10.03	1.71	95.90	4.10
	Minimum	15.04	0.09	1.87	30.00	31.95	2.11	40.50	6.23	0.90	80.32	4.00
	Maximum	27.38	0.14	6.53	30.00	54.44	5.13	40.50	13.97	3.21	110.10	4.43
August	Average	16.73	0.12	3.58	29.00	38.78	4.50	19.30	8.65	2.26	96.03	5.75
	Minimum	14.10	0.09	1.91	29.00	30.11	2.92	19.30	3.97	0.51	77.83	4.00
	Maximum	28.38	0.15	5.76	29.00	47.58	7.04	19.30	14.67	8.82	116.60	11.10
September	Average	14.62	0.15	3.87	35.00	49.96	4.51	200.00	15.43	1.84	114.16	4.49
	Minimum	12.96	0.12	1.09	35.00	34.24	3.28	200.00	2.94	0.59	93.33	4.00
	Maximum	32.38	0.21	8.27	35.00	67.90	8.34	200.00	38.19	2.31	153.50	5.52
October	Average	13.01	0.14	3.37	36.00	53.08	4.21	2.08	19.85	1.95	113.01	4.19
	Minimum	11.95	0.11	0.88	36.00	34.90	2.86	2.08	3.21	0.59	84.43	4.00
	Maximum	24.10	0.17	5.32	36.00	68.74	7.20	2.08	46.85	2.85	155.30	5.37
November	Average	14.61	0.15	4.33	45.00	55.19	3.87	1.88	26.87	1.16	120.84	4.00
	Minimum	11.77	0.12	1.31	45.00	48.36	2.86	1.88	8.04	0.40	101.80	4.00
	Maximum	46.21	0.19	6.65	45.00	68.60	5.27	1.88	46.99	1.98	153.60	4.00
December	Average	19.21	0.12	3.89	43.00	48.63	3.84	1.60	15.68	2.18	96.11	4.08
	Minimum	12.30	0.08	1.12	43.00	27.43	1.81	1.60	7.66	0.37	65.54	4.00
	Maximum	75.67	0.14	8.87	43.00	86.87	8.49	1.60	31.45	7.96	133.00	4.47

Bucklin Point Influent Loading Summary 2024

Bucklin Point monthly mean influent loading summary (lbs/month)

Monthly total loads calculated as: Monthly Total Influent Flow (MG) * Average Daily Concentration (ppb) * Conversion Factor (0.00834).

Month	Total Monthly Inf Flow (MG)	Cd	Total Cr	Hex Cr	Cu	Pb	Hg	Ni	Ag	Zn	Total Cyanide	Total Metals*
January	1162.90	1.16	20.77	232.77	240.35	42.05	0.1406	121.09	9.24	597.14	63.46	1031.95
February	717.21	0.71	14.88	95.70	166.87	23.48	0.0724	105.06	9.05	418.25	80.78	738.38
March	1244.56	1.07	19.35	134.94	203.14	24.27	0.1038	90.41	12.70	533.81	46.36	884.86
April	1019.82	1.03	16.51	85.05	187.71	19.66	0.1106	57.09	5.03	488.26	44.51	775.40
May	843.66	0.91	26.20	140.72	231.61	28.51	0.1288	84.61	14.45	572.22	28.14	958.63
June	648.53	0.60	40.15	129.81	192.98	13.86	0.1341	52.59	6.18	449.59	41.17	756.08
July	567.13	0.55	15.60	141.90	204.47	16.45	0.1916	47.43	8.06	453.58	19.40	746.34
August	518.74	0.50	15.51	125.46	167.78	19.46	0.0835	37.43	9.79	415.43	24.87	665.99
September	438.50	0.54	14.17	128.00	182.71	16.49	0.7314	56.43	6.74	417.48	16.42	695.28
October	403.36	0.46	11.35	121.10	178.56	14.17	0.0070	66.79	6.56	380.18	14.08	658.07
November	438.43	0.54	15.82	164.54	201.78	14.15	0.0069	98.25	4.23	441.84	14.63	776.63
December	595.64	0.58	19.30	213.61	241.57	19.09	0.0079	77.89	10.83	477.46	20.27	846.73
Total (lbs/year)		8.65	229.61	1713.60	2399.54	251.63	1.72	895.07	102.88	5645.23	414.09	

*Total Metals = Sum of Monthly Metals Loads (Cd, Cr, Cu, Pb, Hg, Ni, Ag, Zn)

Bucklin Point monthly mean influent loading summary (lbs/day)

Average of daily loads – Each Daily load is calculated as: Daily Influent Flow (MG) * Daily Concentration (ppb) * Conversion Factor (0.00834); the average of those loads is reported here.

Month	Mean Inf Flow (MGD)	Cd	Total Cr	Hex Cr	Cu	Pb	Hg	Ni	Ag	Zn	Total Cyanide	Total Metals*
January	37.51	0.04	0.84	8.48	8.38	2.18	0.0051	4.48	0.47	21.90	2.18	38.28
February	24.73	0.03	0.55	3.53	6.29	0.96	0.0027	3.74	0.35	15.61	2.93	27.53
March	40.15	0.03	0.51	3.44	5.40	0.65	0.0026	2.49	0.34	14.29	1.27	23.71
April	33.99	0.03	0.53	2.88	5.83	0.70	0.0037	1.81	0.17	15.44	1.37	24.52
May	27.21	0.03	0.86	3.62	7.25	0.96	0.0033	2.66	0.56	17.94	0.87	30.27
June	21.62	0.02	1.27	4.69	6.05	0.44	0.0048	1.64	0.19	14.07	1.27	23.68
July	18.29	0.02	0.48	4.04	6.18	0.50	0.0055	1.44	0.24	13.75	0.59	22.62
August	16.73	0.02	0.53	6.86	5.71	0.68	0.0046	1.32	0.42	13.93	0.81	22.61
September	14.62	0.02	0.44	3.96	5.65	0.51	0.0226	1.73	0.21	12.93	0.51	21.52
October	13.01	0.01	0.36	3.91	5.67	0.45	0.0002	2.11	0.21	12.08	0.45	20.89
November	14.61	0.02	0.44	4.52	5.78	0.40	0.0002	2.78	0.12	12.59	0.42	22.13
December	19.21	0.02	1.07	4.52	9.53	1.00	0.0002	2.87	0.76	20.63	0.80	35.87

*Total Metals = Sum of Monthly Average Metals Loads (Cd, Cr, Cu, Pb, Hg, Ni, Ag, Zn)

Bucklin Point Influent Loading Summary 2024

Bucklin Point monthly mean influent concentration (ppb)

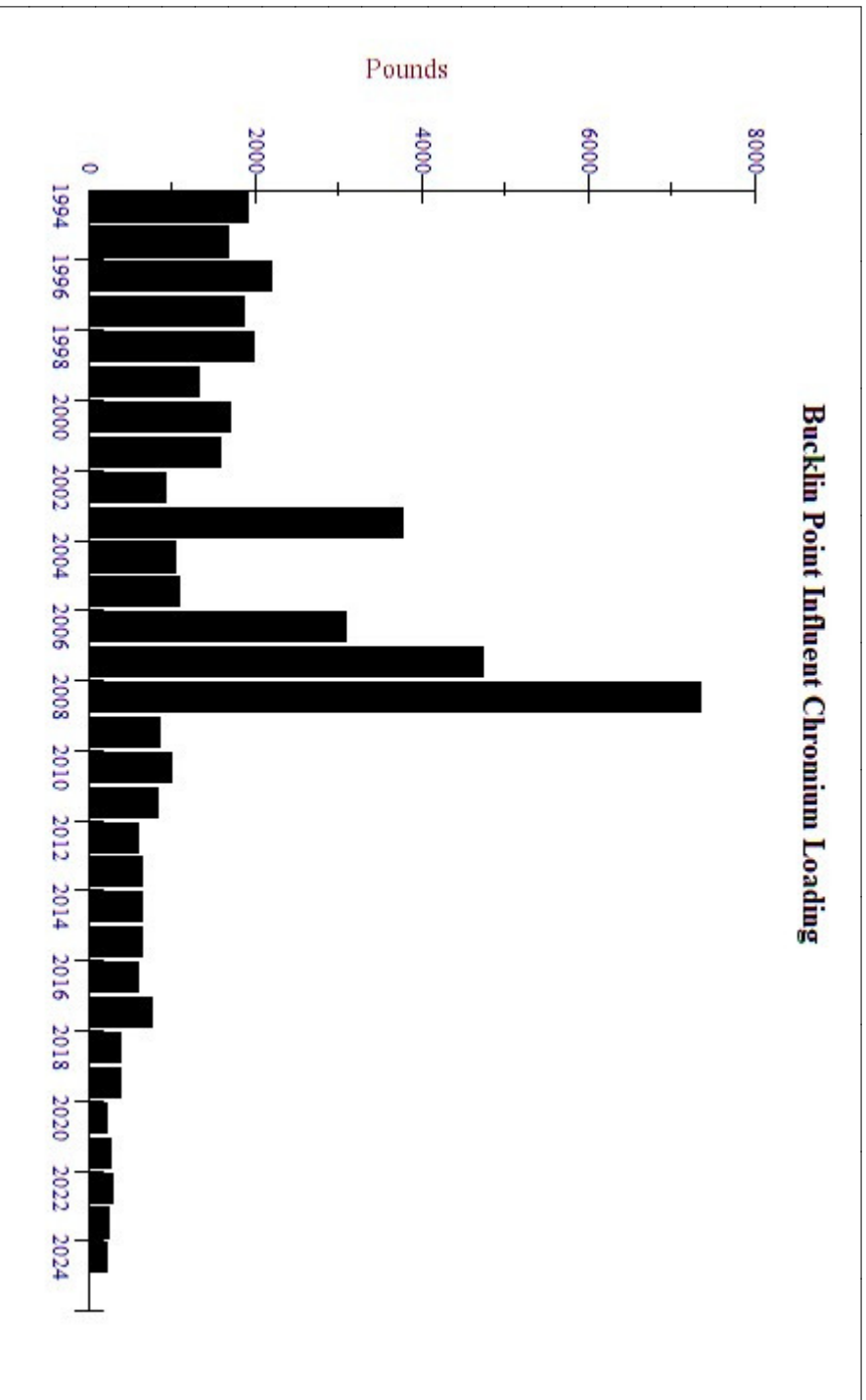

Month	Mean Inf Flow (MGD)	Cd	Total Cr	Hex Cr	Cu	Pb	Hg	Ni	Ag	Zn	Total Cyanide	Total Metals*
January	37.51	0.12	2.14	24.00	24.78	4.34	0.0145	12.49	0.95	61.57	6.54	106.40
February	24.73	0.12	2.49	16.00	27.90	3.93	0.0121	17.56	1.51	69.92	13.51	123.44
March	40.15	0.10	1.86	13.00	19.57	2.34	0.0100	8.71	1.22	51.43	4.47	85.25
April	33.99	0.12	1.94	10.00	22.07	2.31	0.0130	6.71	0.59	57.41	5.23	91.17
May	27.21	0.13	3.72	20.00	32.92	4.05	0.0183	12.02	2.05	81.33	4.00	136.24
June	21.62	0.11	7.42	24.00	35.68	2.56	0.0248	9.72	1.14	83.12	7.61	139.79
July	18.29	0.12	3.30	30.00	43.23	3.48	0.0405	10.03	1.71	95.90	4.10	157.79
August	16.73	0.12	3.58	29.00	38.78	4.50	0.0193	8.65	2.26	96.03	5.75	153.94
September	14.62	0.15	3.87	35.00	49.96	4.51	0.2000	15.43	1.84	114.16	4.49	190.12
October	13.01	0.14	3.37	36.00	53.08	4.21	0.0021	19.85	1.95	113.01	4.19	195.62
November	14.61	0.15	4.33	45.00	55.19	3.87	0.0019	26.87	1.16	120.84	4.00	212.40
December	19.21	0.12	3.89	43.00	48.63	3.84	0.0016	15.68	2.18	96.11	4.08	170.45

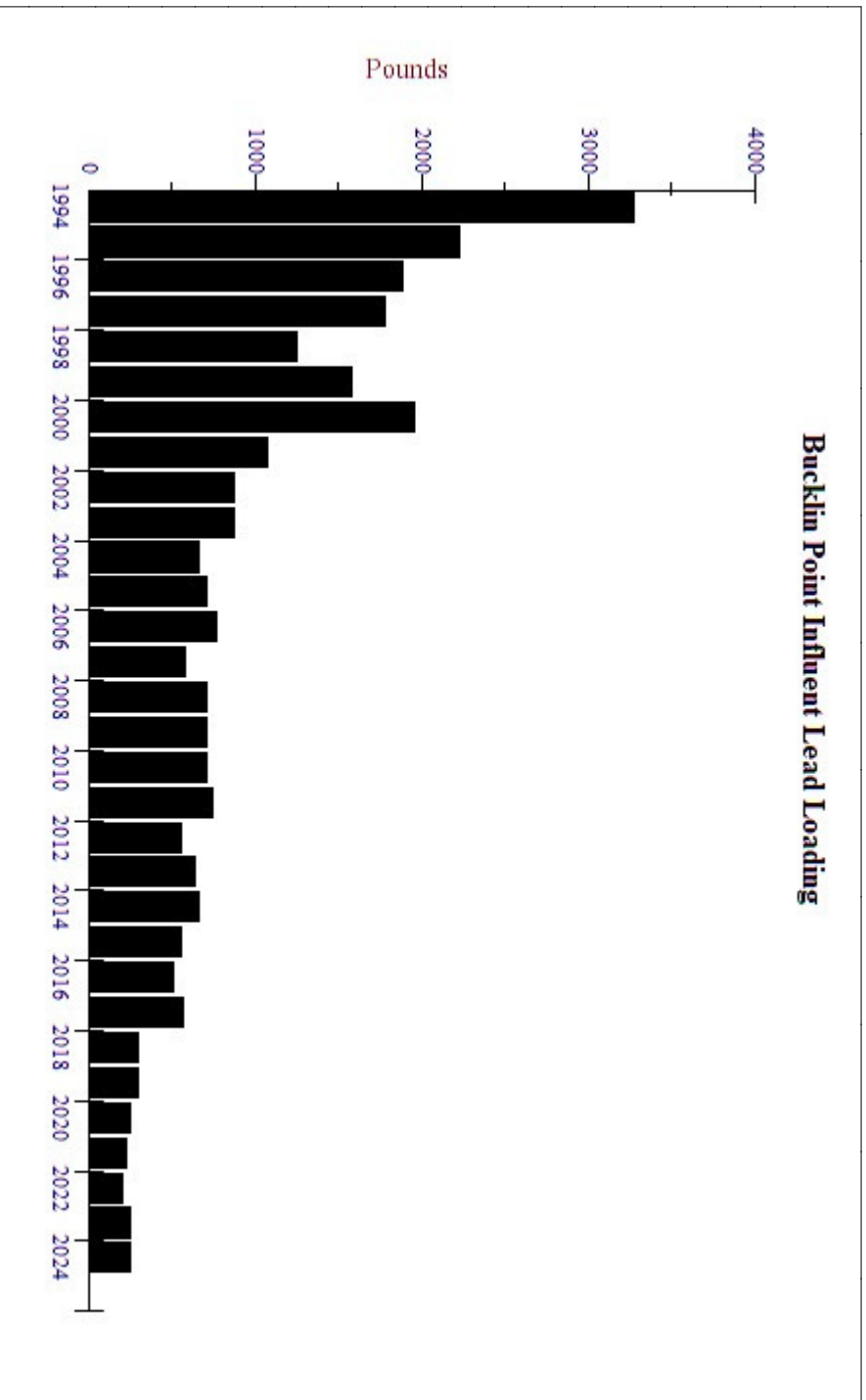
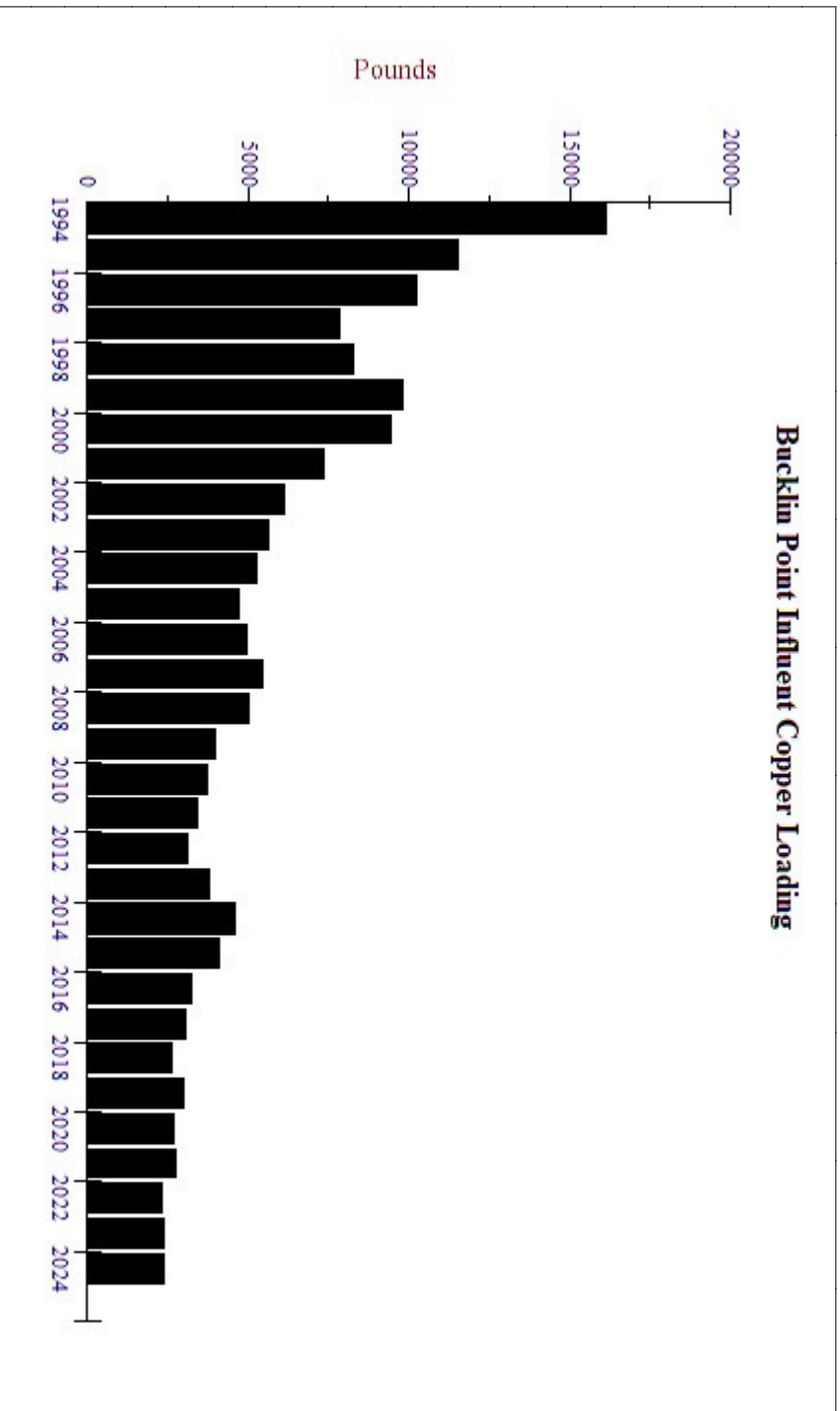
*Total Metals = Sum of Monthly Average Metals Concentrations (Cd, Cr, Cu, Pb, Hg, Ni, Ag, Zn)

Bucklin Point Influent Loading Data

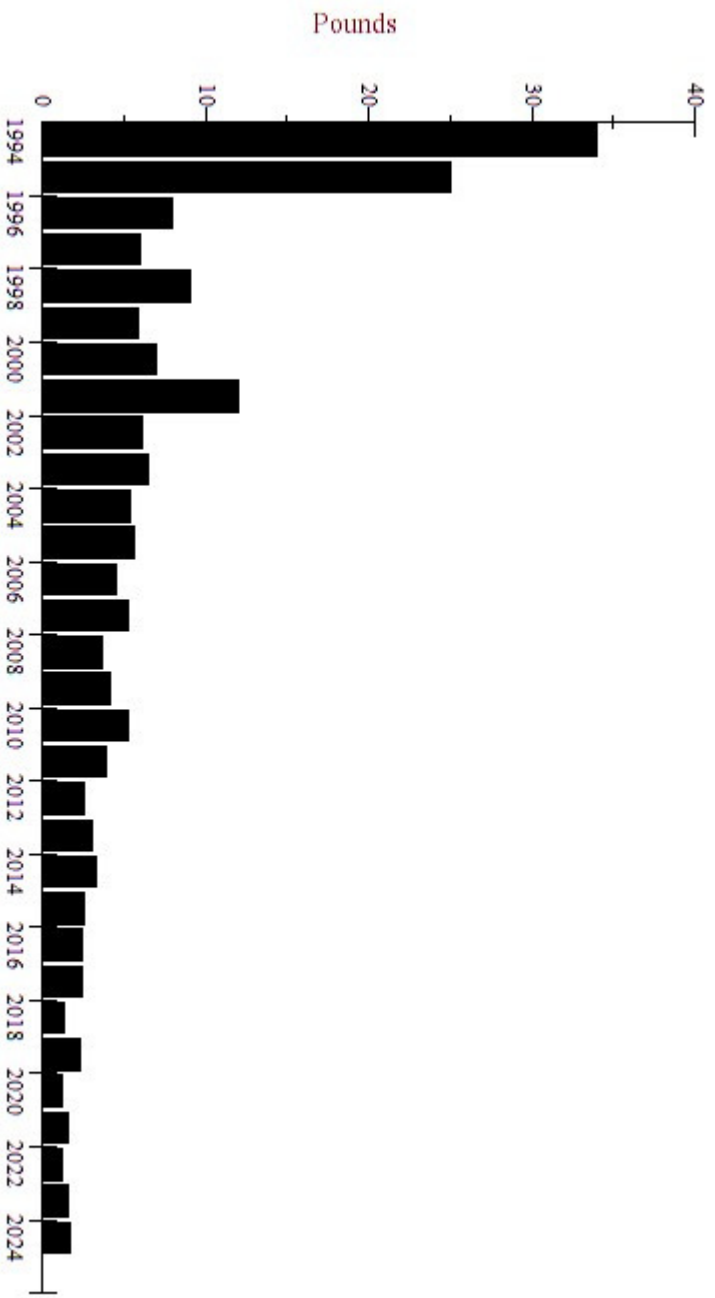
Influent loading (lbs/year)

Year	Cadmium	Chromium	Copper	Lead	Mercury	Nickel	Silver	Zinc
1994	102	1,915	16,107	3,278	34.0	4,305	902	16,738
1995	97	1,670	11,525	2,223	25.0	3,679	519	12,339
1996	81	2,189	10,244	1,884	8.0	3,386	704	11,642
1997	66	1,876	7,844	1,781	6.0	3,530	763	9,709
1998	82	1,987	8,278	1,246	9.0	3,823	777	11,064
1999	112	1,334	9,814	1,585	5.8	3,991	985	12,655
2000	80	1,696	9,418	1,952	7.0	5,511	1,030	14,641
2001	115	1,583	7,349	1,079	12.0	4,207	623	10,887
2002	38	918	6,141	870	6.1	2,845	603	9,715
2003	39	3,762	5,638	873	6.5	3,396	371	10,337
2004	43	1,045	5,269	661	5.4	3,692	326	10,117
2005	26	1,099	4,734	707	5.6	2,685	223	8,768
2006	24	3,082	4,976	767	4.5	2,686	250	8,771
2007	57	4,743	5,469	581	5.2	2,565	208	8,616
2008	155	7,338	5,021	713	3.6	2,923	270	8,248
2009	165	866	3,992	714	4.1	1,346	266	7,532
2010	169	985	3,714	711	5.3	948	272	7,041
2011	169	819	3,409	742	3.9	888	270	6,396
2012	136	602	3,096	552	2.6	760	218	5,357
2013	158	636	3,768	636	3.0	1,000	253	6,367
2014	162	654	4,614	657	3.3	993	259	7,176
2015	135	645	4,097	561	2.6	987	217	6,757
2016	124	607	3,252	509	2.4	955	206	5,784
2017	133	768	3,029	568	2.4	1,280	220	5,575
2018	12	393	2,646	298	1.3	718	76	5,599
2019	11	392	2,977	303	2.3	931	99	5,977
2020	10	218	2,686	246	1.2	705	86	5,467
2021	9	264	2,739	224	1.6	735	117	5,287
2022	8	290	2,296	207	1.1	752	82	4,760
2023	9	234	2,385	258	1.5	797	83	5,429
2024	9	230	2,400	252	1.7	895	103	5,645

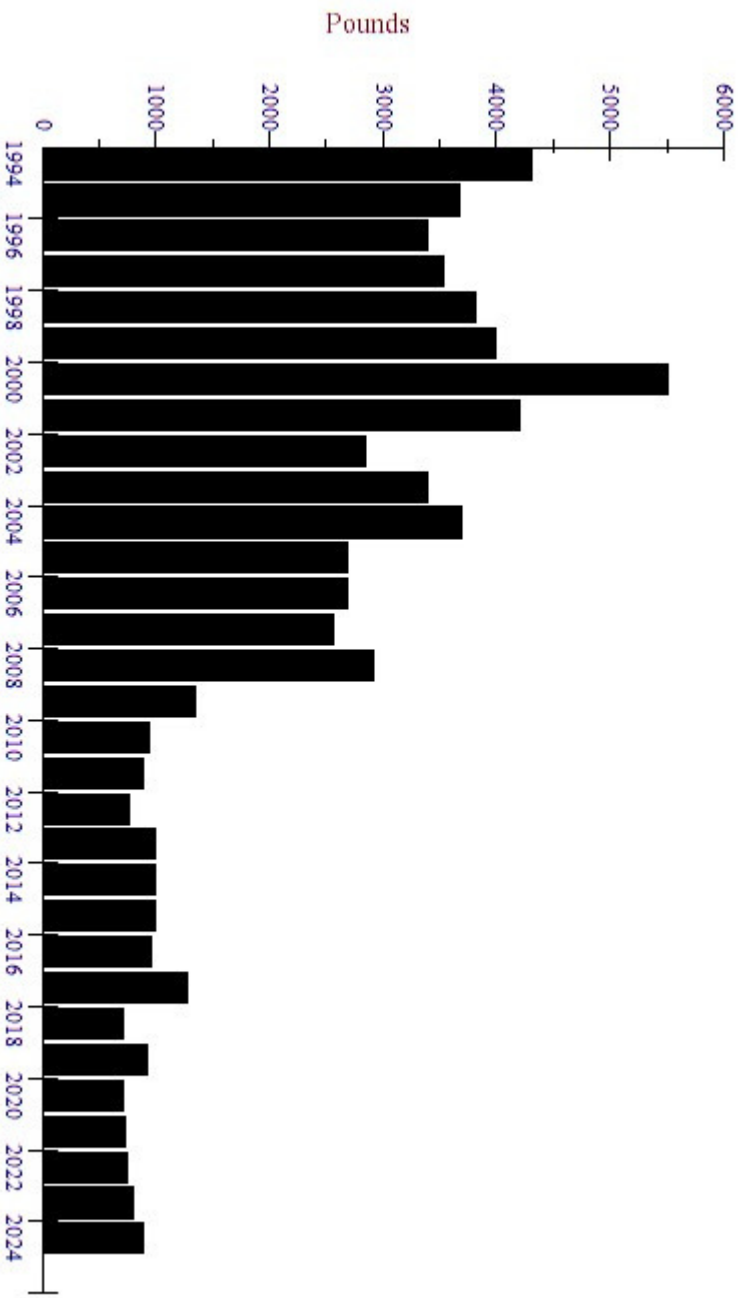




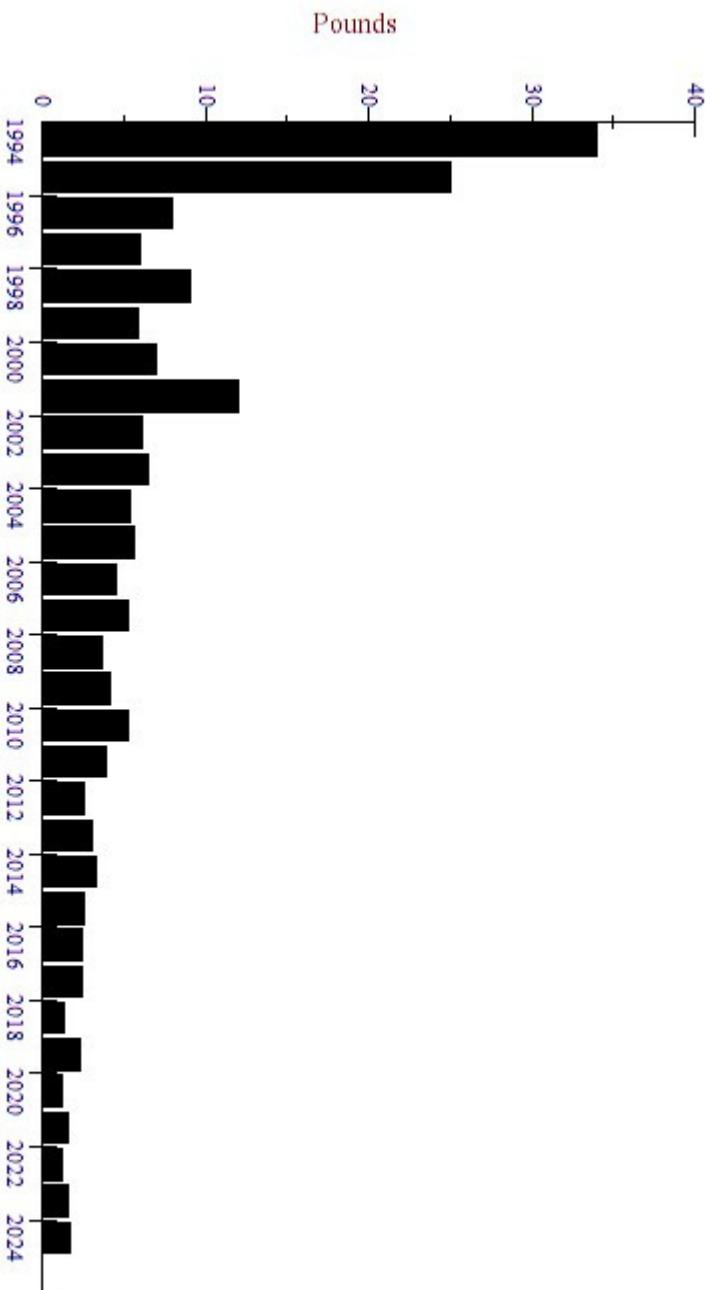
Bucklin Point Influent Mercury Loading



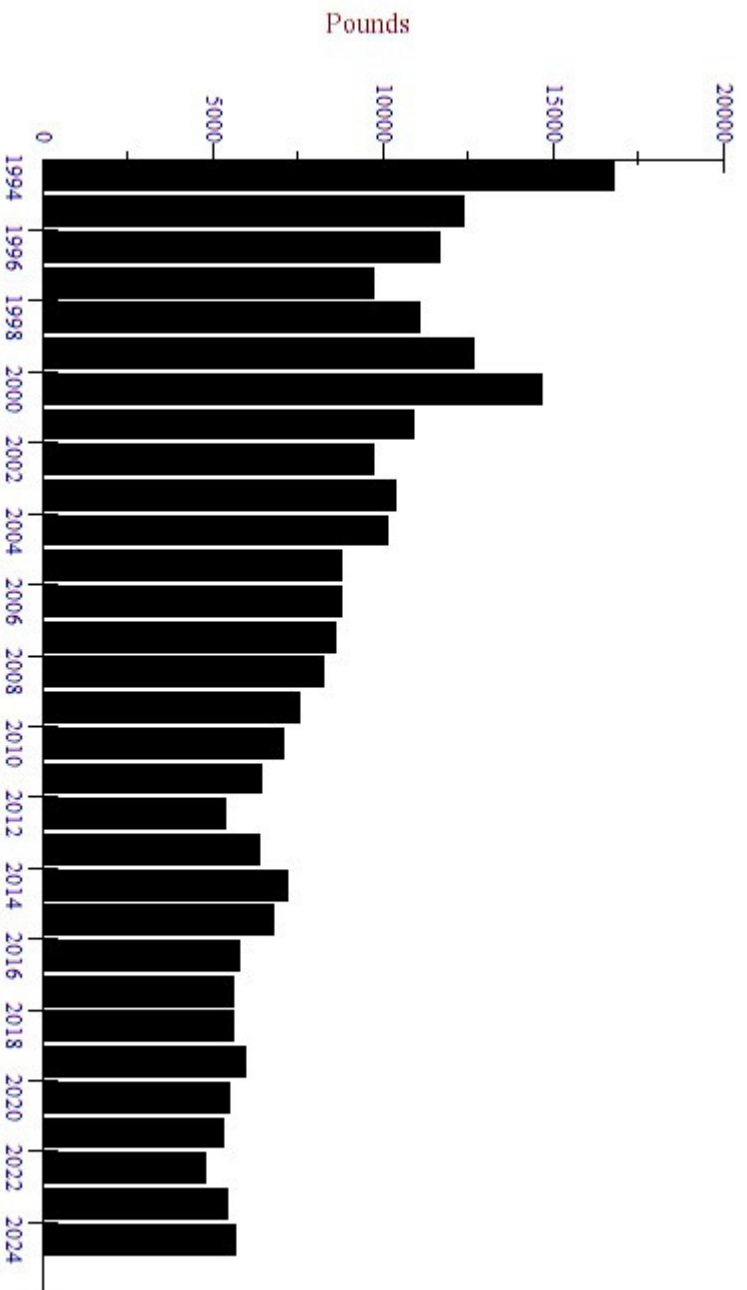
Bucklin Point Influent Nickel Loading



Bucklin Point Influent Silver Loading



Bucklin Point Influent Zinc Loading



EFFLUENT LOADING DATA

BUCKLIN POINT

Bucklin Point Effluent Metals Cd - CN 2024 all analyses in ppb

Date	Day of the Week	Effluent Flow	Cd (ppb)	TTL Cr (ppb)	Hex Cr (ppb)	Cu (ppb)	Pb (ppb)	Hg (ppb)	Ni (ppb)	Ag (ppb)	Zn (ppb)	CN (ppb)
1/2/2024	Tuesday	24.15	<0.020	0.3354		3.194	0.4020		4.102	0.05201	28.11	<4
1/3/2024	Wednesday	23.64	<0.020	0.3968		4.069	0.5377		6.583	0.06303	32.08	<4
1/9/2024	Tuesday	29.86	0.02910	0.6005	<10	6.713	0.7078	0.00303	5.834	0.1585	34.10	<4
1/10/2024	Wednesday	39.94	0.02376	0.5557		5.552	0.6360		4.239	0.1916	26.38	<4
1/16/2024	Tuesday	39.66	0.02993	0.5856		4.959	0.6613		7.312	0.1508	31.30	5.13
1/17/2024	Wednesday	38.05	0.02490	0.5496		4.664	0.6662		6.644	0.1503	30.42	4.44
1/23/2024	Tuesday	30.49	<0.020	0.9734		3.167	0.4233		8.749	0.06668	29.60	<4
1/24/2024	Wednesday	36.85	0.02137	0.8237		3.911	0.5556		7.048	0.08632	30.12	<4
1/30/2024	Tuesday	32.61	<0.020	0.4857		4.178	0.5307		8.363	0.1141	28.47	<4
1/31/2024	Wednesday	31.07	<0.020	0.4953		4.094	0.5385		7.086	0.1123	28.68	<4
2/6/2024	Tuesday	26.48	0.02776	0.4441	<10	3.977	0.4115	0.00103	16.58	0.07912	29.34	<4
2/7/2024	Wednesday	25.84	0.02290	0.5801		3.911	0.4601		14.14	0.07925	29.06	<4
2/13/2024	Tuesday	27.32	0.02623	0.8451		3.837	0.3278		9.915	0.06075	26.85	15.6
2/14/2024	Wednesday	23.83	<0.020	0.6390		3.815	0.3795		10.35	0.07988	25.22	17.6
2/20/2024	Tuesday	21.53	<0.020	0.5594	<10	3.316	0.3548		7.388	0.06220	28.38	<4
2/21/2024	Wednesday	21.40	0.02056	0.8204		3.361	0.4902		8.720	0.05598	31.58	<4
2/27/2024	Tuesday	21.26	0.02134	0.4754		3.555	0.3714		8.105	0.1016	30.96	<4
2/28/2024	Wednesday	35.54	<0.020	0.5633		3.736	0.4620		7.113	0.1111	27.40	<4
3/5/2024	Tuesday	31.76	<0.020	0.5748	<10	4.042	0.4279	0.00167	6.691	0.1891	31.16	<4
3/6/2024	Wednesday	33.43	<0.020	0.6193		4.012	0.5109		7.011	0.2158	32.12	<4
3/12/2024	Tuesday	38.12	<0.020	0.7094		4.119	0.4988		6.379	0.2084	26.99	<4
3/13/2024	Wednesday	35.56	<0.020	0.5391		3.758	0.4962		6.127	0.1692	26.69	<4
3/19/2024	Tuesday	28.32	0.02323	0.8756		3.770	0.4653		5.160	0.1424	29.30	11.7
3/20/2024	Wednesday	29.15	<0.020	1.035		3.740	0.5160		5.217	0.1400	27.60	15.8
3/26/2024	Tuesday	38.43	0.02411	0.5336		3.526	0.4875		5.381	0.1575	25.18	<4
3/27/2024	Wednesday	36.20	0.02326	0.5046		3.263	0.4855		6.604	0.1257	23.60	<4
4/2/2024	Tuesday	40.08	0.02492	0.6697		3.982	0.5406		4.095	0.1450	27.10	<4
4/3/2024	Wednesday	40.41	0.02302	0.7048		4.035	0.5306		4.373	0.2085	27.60	<4
4/9/2024	Tuesday	34.51	<0.020	0.4080	<10	3.188	0.4244	0.00136	4.195	0.1225	24.38	<4
4/10/2024	Wednesday	33.34	<0.020	0.5681		3.151	0.4389		4.822	0.1297	24.56	<4
4/16/2024	Tuesday	30.72	<0.020	0.9021		3.805	0.4793		5.299	0.1501	27.45	<4
4/17/2024	Wednesday	29.98	0.02311	0.9231		3.165	0.4341		5.622	0.1175	26.39	<4
4/23/2024	Tuesday	26.89	<0.020	0.4626		2.218	<0.300		4.740	0.08073	26.18	<4
4/24/2024	Wednesday	26.36	<0.020	0.5332		3.221	1.236		4.118	0.08828	25.64	<4
4/30/2024	Tuesday	23.71	<0.020	0.5009		3.437	0.3056		6.381	0.07801	29.30	<4

Date	Day of the Week	Effluent Flow	Cd (ppb)	TTL Cr (ppb)	Hex Cr (ppb)	Cu (ppb)	Pb (ppb)	Hg (ppb)	Ni (ppb)	Ag (ppb)	Zn (ppb)	CN (ppb)
5/1/2024	Wednesday	23.66	<0.020	0.7181		2.982	<0.300		7.051	0.07454	27.19	<4
5/7/2024	Tuesday	22.51	<0.020	0.5618		2.962	<0.300		5.041	0.07005	27.72	<4
5/8/2024	Wednesday	31.39	<0.020	0.9348		4.658	0.4565		6.092	0.2729	28.15	<4
5/14/2024	Tuesday	21.70	<0.020	0.9218	<10	2.978	0.3389	0.00167	7.388	0.1090	29.60	<4
5/15/2024	Wednesday	27.80	0.03034	1.161		4.311	0.5592		7.403	0.2350	33.62	<4
5/21/2024	Tuesday	23.73	<0.020	1.054		3.530	0.3315		6.870	0.1010	31.57	<4
5/22/2024	Wednesday	23.13	<0.020	1.203		4.092	0.3354		6.495	0.1223	32.38	<4
5/28/2024	Tuesday	26.60	<0.020	0.4909		2.994	0.3106		4.669	0.08776	29.95	<4
5/29/2024	Wednesday	23.49	<0.020	0.6356		4.212	0.3972		5.602	0.1416	34.01	<4
6/4/2024	Tuesday	23.44	<0.020	0.8024	<10	3.470	0.3767	0.00195	3.940	0.1039	32.05	<4
6/5/2024	Wednesday	22.34	<0.020	0.9688		4.109	0.5112		4.742	0.2052	27.61	<4
6/11/2024	Tuesday	20.70	<0.020	1.049		3.859	0.3333		5.292	0.09445	27.33	<4
6/12/2024	Wednesday	20.37	<0.020	1.286		3.355	0.3313		7.006	0.06782	27.93	<4
6/18/2024	Tuesday	19.34	<0.020	1.309		3.686	0.3233		7.285	0.07804	27.50	<4
6/19/2024	Wednesday	19.89	<0.020	1.023		3.651	0.3426		7.632	0.06107	30.21	<4
6/25/2024	Tuesday	18.76	<0.020	0.6394		4.223	0.3753		6.951	0.1723	29.59	<4
6/26/2024	Wednesday	18.64	<0.020	0.9113		5.328	0.5526		7.592	0.2632	31.57	<4
7/2/2024	Tuesday	19.38	<0.020	1.013		3.100	<0.300		6.813	0.07439	31.06	<4
7/3/2024	Wednesday	17.94	<0.020	0.6970		3.174	<0.300		7.893	0.07591	30.53	<4
7/9/2024	Tuesday	17.25	<0.020	0.4308	<10	3.144	0.3014		4.566	0.06906	29.48	<4
7/10/2024	Wednesday	16.86	<0.020	0.6890		5.305	0.4880		6.871	0.1242	35.77	<4
7/16/2024	Tuesday	16.15	<0.020	0.7960	<10	5.371	0.4837	0.00195	7.667	0.1180	34.12	<4
7/17/2024	Wednesday	16.09	<0.020	1.028		6.040	0.5436		8.466	0.1782	36.22	<4
7/23/2024	Tuesday	18.28	<0.020	0.8227		5.897	0.5225		9.087	0.1992	32.76	<4
7/24/2024	Wednesday	16.50	<0.020	1.109		5.362	0.5059		8.941	0.1384	33.63	<4
7/30/2024	Tuesday	15.74	<0.020	0.9181		5.261	0.4455		10.77	0.1760	35.78	<4
7/31/2024	Wednesday	17.67	<0.020	1.300		5.490	0.4501		11.44	0.1661	34.83	<4
8/6/2024	Tuesday	23.38	<0.020	0.9872	<10	5.360	0.5291	0.00170	6.633	0.3006	34.44	<4
8/7/2024	Wednesday	19.49	<0.020	0.7634		4.958	0.4266		6.293	0.2101	34.37	<4
8/13/2024	Tuesday	15.56	<0.020	0.6293		4.196	0.3460		5.305	0.09869	30.38	12.9
8/14/2024	Wednesday	15.49	<0.020	1.281		4.896	0.4177		6.502	0.1101	34.42	22.1
8/20/2024	Tuesday	15.91	<0.020	0.7558		4.665	0.3481		5.344	0.1213	34.63	<4
8/21/2024	Wednesday	14.96	<0.020	0.9963		4.984	0.4515		5.998	0.1649	39.37	<4
8/27/2024	Tuesday	14.87	<0.020	0.7452		4.940	0.3526		5.097	0.1103	32.98	<4
8/28/2024	Wednesday	14.81	<0.020	0.9518		5.020	0.3524		5.679	0.09043	32.31	<4
9/3/2024	Tuesday	14.32	<0.020	0.4809		4.517	0.3197		3.137	0.07368	30.93	<4
9/4/2024	Wednesday	14.23	<0.020	0.7127		4.557	0.3438		3.817	0.09765	31.49	<4
9/10/2024	Tuesday	13.56	<0.020	1.037	<10	4.706	0.3411	<0.200	6.299	0.1012	30.94	<4
9/11/2024	Wednesday	13.59	<0.020	1.631		4.702	0.3676		7.786	0.1267	32.27	<4
9/17/2024	Tuesday	13.22	<0.020	0.8556		4.590	0.3357		5.770	0.1060	26.73	<4
9/18/2024	Wednesday	13.22	<0.020	0.8525		4.642	0.3310		8.242	0.1081	26.74	<4

Date	Day of the Week	Effluent Flow	Cd (ppb)	TTL Cr (ppb)	Hex Cr (ppb)	Cu (ppb)	Pb (ppb)	Hg (ppb)	Ni (ppb)	Ag (ppb)	Zn (ppb)	CN (ppb)
9/24/2024	Tuesday	13.38	<0.020	0.6861		4.393	0.3514		9.041	0.1114	27.85	<4
9/25/2024	Wednesday	13.46	<0.020	0.6803		4.475	0.3583		13.44	0.1213	26.55	<4
10/1/2024	Tuesday	13.28	<0.020	0.7260		4.757	0.3160		8.742	0.2040	26.28	<4
10/2/2024	Wednesday	13.35	<0.020	0.8638		4.248	0.3035		8.750	0.2086	25.18	<4
10/8/2024	Tuesday	13.01	<0.020	1.047	<10	4.153	0.3450	<0.001	7.081	0.2508	25.84	<4
10/9/2024	Wednesday	12.81	<0.020	1.331		4.597	0.3341		13.33	0.1948	33.55	<4
10/15/2024	Tuesday	12.72	<0.020	0.6091		5.357	0.3264		6.095	0.1929	34.79	<4
10/16/2024	Wednesday	12.62	<0.020	1.095		5.368	0.3431		7.126	0.1851	35.95	<4
10/22/2024	Tuesday	12.24	<0.020	0.6417	<10	5.487	0.3003		13.72	0.1729	32.83	<4
10/23/2024	Wednesday	12.33	<0.020	0.8911		5.199	0.3728		14.28	0.1686	34.89	<4
10/29/2024	Tuesday	12.20	<0.020	0.7974		6.675	0.3249		23.74	0.2156	35.06	<4
10/30/2024	Wednesday	13.41	<0.020	0.9466		8.222	0.3355		25.04	0.2125	36.31	<4
11/5/2024	Tuesday	12.05	<0.020	1.564	<10	8.302	0.3632	<0.001	16.80	0.1749	40.43	<4
11/6/2024	Wednesday	11.77	<0.020	1.799		8.561	0.4023		20.43	0.1686	42.35	<4
11/12/2024	Tuesday	11.95	0.02361	1.030		9.320	0.5056		17.97	0.2535	55.53	9.60
11/13/2024	Wednesday	11.95	<0.020	1.608		10.23	0.4985		24.98	0.2422	57.38	8.77
11/19/2024	Tuesday	11.86	<0.020	0.8282		5.348	<0.300		17.14	0.1430	30.96	<4
11/20/2024	Wednesday	12.09	0.02076	1.027		5.338	<0.300		23.10	0.1415	33.58	<4
11/26/2024	Tuesday	15.50	<0.020	0.7817		5.245	0.5216		15.15	0.3418	43.17	<4
11/27/2024	Wednesday	12.86	<0.020	0.8144		6.524	0.3798		16.12	0.3173	43.96	<4
12/3/2024	Tuesday	12.60	<0.020	0.7489	<10	7.262	0.4008	<0.001	16.54	0.2722	44.49	<4
12/4/2024	Wednesday	12.47	<0.020	1.077		9.663	0.4730		20.19	0.4218	53.41	<4
12/10/2024	Tuesday	12.82	<0.020	1.523		6.568	0.3889		12.35	0.2512	43.35	<4
12/11/2024	Wednesday	35.88	0.02561	1.433		8.235	0.8384		7.929	0.8680	36.78	<4
12/17/2024	Tuesday	23.33	<0.020	1.429		5.622	0.4158		8.132	0.2076	40.94	<4
12/18/2024	Wednesday	26.85	<0.020	1.526		8.962	0.7667		10.61	0.6273	46.74	<4
12/24/2024	Tuesday	16.57	<0.020	0.5728		5.733	2.041		11.65	0.2271	38.17	<4
12/25/2024	Wednesday	14.94	<0.020	0.3852		4.568	0.3271		10.10	0.1337	34.64	<4
12/31/2024	Tuesday	16.68	<0.020	0.3869		4.642	0.3982		7.595	0.1493	41.54	<4

Bucklin Point Effluent Metals Al - Sn 2024

all analyses in ppb

Date	Day of the Week	Effluent Flow	Al (ppb)	Fe (ppb)	Se (ppb)	As (ppb)	Mo (ppb)	Sn (ppb)
1/2/2024	Tuesday	24.15	22.69		<1	0.6046	1.465	
1/3/2024	Wednesday	23.64	25.57		<1	0.7538	1.921	
1/9/2024	Tuesday	29.86	84.88	216.7	<1	0.7469	1.559	<5
1/10/2024	Wednesday	39.94	46.24		<1	0.6433	1.163	
1/16/2024	Tuesday	39.66	50.42		<1	0.5444	1.030	
1/17/2024	Wednesday	38.05	47.73		<1	0.5553	1.488	
1/23/2024	Tuesday	30.49	29.48		<1	0.6145	1.019	
1/24/2024	Wednesday	36.85	40.76		<1	0.5743	1.270	
1/30/2024	Tuesday	32.61	39.78		<1	0.6505	1.481	
1/31/2024	Wednesday	31.07	38.47		<1	0.6503	1.508	
2/6/2024	Tuesday	26.48	31.64	87.46	<1	0.5238	0.8962	<5
2/7/2024	Wednesday	25.84	33.12		<1	0.5724	0.8609	
2/13/2024	Tuesday	27.32	25.04		<1	0.5599	3.047	
2/14/2024	Wednesday	23.83	29.20		<1	0.5501	1.756	
2/20/2024	Tuesday	21.53	21.75		<1	0.5001	0.8860	
2/21/2024	Wednesday	21.40	18.73		<1	0.5696	1.201	
2/27/2024	Tuesday	21.26	31.00		<1	0.5398	2.098	
2/28/2024	Wednesday	35.54	38.79		<1	0.5752	2.383	
3/5/2024	Tuesday	31.76	33.56	93.07	<1	0.5669	1.717	<5
3/6/2024	Wednesday	33.43	40.91		<1	0.5921	1.384	
3/12/2024	Tuesday	38.12	41.59		<1	0.5836	1.340	
3/13/2024	Wednesday	35.56	37.50		<1	0.5539	1.433	
3/19/2024	Tuesday	28.32	37.74		<1	0.5718	1.187	
3/20/2024	Wednesday	29.15	37.96		<1	0.5478	1.338	
3/26/2024	Tuesday	38.43	40.53		<1	<0.500	1.888	
3/27/2024	Wednesday	36.20	35.14		<1	0.5058	2.003	
4/2/2024	Tuesday	40.08	39.63		<1	0.6204	1.733	
4/3/2024	Wednesday	40.41	43.31		<1	0.5884	2.403	
4/9/2024	Tuesday	34.51	31.01	128.0	<1	0.5356	1.221	<5
4/10/2024	Wednesday	33.34	28.83		<1	0.5547	1.189	
4/16/2024	Tuesday	30.72	28.56		<1	0.5488	2.051	
4/17/2024	Wednesday	29.98	23.01		<1	0.5462	2.395	
4/23/2024	Tuesday	26.89	15.90		<1	0.5328	0.7604	
4/24/2024	Wednesday	26.36	18.82		<1	0.5977	0.9966	
4/30/2024	Tuesday	23.71	15.63		<1	0.5682	1.317	
5/1/2024	Wednesday	23.66	14.21		<1	0.5738	7.905	
5/7/2024	Tuesday	22.51	15.00		<1	0.5779	2.057	

Date	Day of the Week	Effluent Flow	Al (ppb)	Fe (ppb)	Se (ppb)	As (ppb)	Mo (ppb)	Sn (ppb)
5/8/2024	Wednesday	31.39	23.72		<1	0.6449	1.433	
5/14/2024	Tuesday	21.70	16.85	66.71	<1	0.5441	3.284	<5
5/15/2024	Wednesday	27.80	30.32		<1	0.5997	2.606	
5/21/2024	Tuesday	23.73	15.44		<1	0.6068	23.88	
5/22/2024	Wednesday	23.13	16.14		<1	0.7028	8.816	
5/28/2024	Tuesday	26.60	13.93		<1	0.5608	0.9278	
5/29/2024	Wednesday	23.49	18.79		<1	0.6664	1.633	
6/4/2024	Tuesday	23.44	17.92	132.0	<1	0.5710	1.398	<5
6/5/2024	Wednesday	22.34	27.85		<1	0.5372	1.689	
6/11/2024	Tuesday	20.70	14.57		<1	0.6509	13.65	
6/12/2024	Wednesday	20.37	11.58		<1	0.6093	8.552	
6/18/2024	Tuesday	19.34	11.92		<1	<0.500	1.773	
6/19/2024	Wednesday	19.89	12.79		<1	0.5786	3.271	
6/25/2024	Tuesday	18.76	12.60		<1	0.6584	3.013	
6/26/2024	Wednesday	18.64	28.60		<1	<0.500	2.878	
7/2/2024	Tuesday	19.38	12.61		<1	0.5475	3.979	
7/3/2024	Wednesday	17.94	12.46		<1	0.5657	3.422	
7/9/2024	Tuesday	17.25	10.19	52.25	<1	0.5290	1.985	
7/10/2024	Wednesday	16.86	19.60		<1	0.7190	1.939	
7/16/2024	Tuesday	16.15	20.40	77.31	<1	0.6635	2.731	<5
7/17/2024	Wednesday	16.09	26.80		<1	0.6618	2.681	
7/23/2024	Tuesday	18.28	24.74		<1	0.7099	15.72	
7/24/2024	Wednesday	16.50	23.67		<1	0.7575	8.565	
7/30/2024	Tuesday	15.74	25.56		<1	0.6765	5.803	
7/31/2024	Wednesday	17.67	23.73		<1	0.6764	4.868	
8/6/2024	Tuesday	23.38	30.61	117.3	<1	0.6777	3.348	<5
8/7/2024	Wednesday	19.49	22.82		<1	0.6854	2.698	
8/13/2024	Tuesday	15.56	16.50		<1	0.5311	1.799	
8/14/2024	Wednesday	15.49	19.63		<1	0.6218	2.802	
8/20/2024	Tuesday	15.91	25.62		<1	0.6357	3.288	
8/21/2024	Wednesday	14.96	23.27		<1	0.6609	4.708	
8/27/2024	Tuesday	14.87	18.39		<1	0.6215	2.040	
8/28/2024	Wednesday	14.81	17.14		<1	0.6171	1.576	
9/3/2024	Tuesday	14.32	15.36		<1	<0.500	1.185	
9/4/2024	Wednesday	14.23	16.39		<1	<0.500	2.026	
9/10/2024	Tuesday	13.56	18.41	74.21	<1	<0.500	2.429	<5
9/11/2024	Wednesday	13.59	21.91		<1	0.6038	3.112	
9/17/2024	Tuesday	13.22	19.37		<1	0.5356	1.769	
9/18/2024	Wednesday	13.22	19.11		<1	0.5975	2.203	
9/24/2024	Tuesday	13.38	18.42		<1	0.6864	2.926	
9/25/2024	Wednesday	13.46	18.75		<1	0.7197	7.461	

Date	Day of the Week	Effluent Flow	Al (ppb)	Fe (ppb)	Se (ppb)	As (ppb)	Mo (ppb)	Sn (ppb)
10/1/2024	Tuesday	13.28	15.46		<1	0.5596	2.511	
10/2/2024	Wednesday	13.35	15.31		<1	0.6255	2.403	
10/8/2024	Tuesday	13.01	16.69	85.81	<1	<0.500	2.809	<5
10/9/2024	Wednesday	12.81	16.71		<1	0.5962	4.748	
10/15/2024	Tuesday	12.72	16.89		<1	0.5060	1.536	
10/16/2024	Wednesday	12.62	25.44		<1	0.5680	1.924	
10/22/2024	Tuesday	12.24	15.59		<1	0.5670	2.130	
10/23/2024	Wednesday	12.33	19.85		<1	0.6087	3.232	
10/29/2024	Tuesday	12.20	18.99		<1	0.5803	3.498	
10/30/2024	Wednesday	13.41	17.54		<1	0.6477	6.585	
11/5/2024	Tuesday	12.05	19.21	102.9	<1	0.5282	4.020	<5
11/6/2024	Wednesday	11.77	19.30		<1	0.6476	7.163	
11/12/2024	Tuesday	11.95	31.06		<1	0.6713	2.608	
11/13/2024	Wednesday	11.95	33.34		<1	0.7714	3.202	
11/19/2024	Tuesday	11.86	16.76		<1	0.5154	7.666	
11/20/2024	Wednesday	12.09	18.93		<1	0.5836	30.97	
11/26/2024	Tuesday	15.50	21.25		<1	0.6258	6.494	
11/27/2024	Wednesday	12.86	19.34		<1	0.6048	13.59	
12/3/2024	Tuesday	12.60	19.58	87.38	<1	0.5896	2.973	<5
12/4/2024	Wednesday	12.47	29.78		<1	0.7511	4.826	
12/10/2024	Tuesday	12.82	20.27		<1	<0.500	3.039	
12/11/2024	Wednesday	35.88	52.15		<1	0.5062	10.36	
12/17/2024	Tuesday	23.33	15.98		<1	0.6691	3.183	
12/18/2024	Wednesday	26.85	35.29		<1	0.7498	3.024	
12/24/2024	Tuesday	16.57	13.84		<1	<0.500	0.7418	
12/25/2024	Wednesday	14.94	11.09		<1	<0.500	0.7400	
12/31/2024	Tuesday	16.68	15.36		<1	<0.500	0.8581	

Bucklin Point Monthly Average, Minimum, and Maximum Effluent Metal Values 2024
all results in ppb

Date		Flow (MGD)	Cd	TTL Cr	Hex Cr	Cu	Pb	Hg (ppt)	Ni	Ag	Zn	CN
January	Average	32.68	0.02	0.58	10.00	4.45	0.57	3.03	6.60	0.11	29.93	4.16
	Minimum	22.33	0.02	0.34	10.00	3.17	0.40	3.03	4.10	0.05	26.38	4.00
	Maximum	41.77	0.03	0.97	10.00	6.71	0.71	3.03	8.75	0.19	34.10	5.13
February	Average	24.60	0.02	0.62	10.00	3.69	0.41	1.03	10.29	0.08	28.60	7.15
	Minimum	20.51	0.02	0.44	10.00	3.32	0.33	1.03	7.11	0.06	25.22	4.00
	Maximum	35.54	0.03	0.85	10.00	3.98	0.49	1.03	16.58	0.11	31.58	17.60
March	Average	34.73	0.02	0.67	10.00	3.78	0.49	1.67	6.07	0.17	27.83	6.44
	Minimum	20.96	0.02	0.50	10.00	3.26	0.43	1.67	5.16	0.13	23.60	4.00
	Maximum	45.33	0.02	1.04	10.00	4.12	0.52	1.67	7.01	0.22	32.12	15.80
April	Average	32.30	0.02	0.63	10.00	3.36	0.52	1.36	4.85	0.12	26.51	4.00
	Minimum	23.71	0.02	0.41	10.00	2.22	0.30	1.36	4.10	0.08	24.38	4.00
	Maximum	42.26	0.02	0.92	10.00	4.04	1.24	1.36	6.38	0.21	29.30	4.00
May	Average	25.57	0.02	0.85	10.00	3.64	0.37	1.67	6.29	0.13	30.47	4.00
	Minimum	21.60	0.02	0.49	10.00	2.96	0.30	1.67	4.67	0.07	27.19	4.00
	Maximum	38.27	0.03	1.20	10.00	4.66	0.56	1.67	7.40	0.27	34.01	4.00
June	Average	21.32	0.02	1.00	10.00	3.96	0.39	1.95	6.31	0.13	29.22	4.00
	Minimum	18.64	0.02	0.64	10.00	3.36	0.32	1.95	3.94	0.06	27.33	4.00
	Maximum	27.25	0.02	1.31	10.00	5.33	0.55	1.95	7.63	0.26	32.05	4.00
July	Average	18.29	0.02	0.88	10.00	4.81	0.43	1.95	8.25	0.13	33.42	4.00
	Minimum	15.04	0.02	0.43	10.00	3.10	0.30	1.95	4.57	0.07	29.48	4.00
	Maximum	27.38	0.02	1.30	10.00	6.04	0.54	1.95	11.44	0.20	36.22	4.00
August	Average	16.48	0.02	0.89	10.00	4.88	0.40	1.70	5.86	0.15	34.11	7.38
	Minimum	14.10	0.02	0.63	10.00	4.20	0.35	1.70	5.10	0.09	30.38	4.00
	Maximum	24.77	0.02	1.28	10.00	5.36	0.53	1.70	6.63	0.30	39.37	22.10
September	Average	14.46	0.02	0.87	10.00	4.57	0.34	200.00	7.19	0.11	29.19	4.00
	Minimum	12.96	0.02	0.48	10.00	4.39	0.32	200.00	3.14	0.07	26.55	4.00
	Maximum	28.52	0.02	1.63	10.00	4.71	0.37	200.00	13.44	0.13	32.27	4.00
October	Average	13.00	0.02	0.89	10.00	5.41	0.33	1.00	12.79	0.20	32.07	4.00
	Minimum	11.95	0.02	0.61	10.00	4.15	0.30	1.00	6.10	0.17	25.18	4.00
	Maximum	23.86	0.02	1.33	10.00	8.22	0.37	1.00	25.04	0.25	36.31	4.00
November	Average	14.00	0.02	1.18	10.00	7.36	0.41	1.00	18.96	0.22	43.42	5.30
	Minimum	11.77	0.02	0.78	10.00	5.25	0.30	1.00	15.15	0.14	30.96	4.00
	Maximum	33.72	0.02	1.80	10.00	10.23	0.52	1.00	24.98	0.34	57.38	9.60
December	Average	17.67	0.02	1.01	10.00	6.81	0.67	1.00	11.68	0.35	42.23	4.00
	Minimum	12.30	0.02	0.39	10.00	4.57	0.33	1.00	7.60	0.13	34.64	4.00
	Maximum	35.88	0.03	1.53	10.00	9.66	2.04	1.00	20.19	0.87	53.41	4.00

Bucklin Point Effluent Loading Summary 2024

Bucklin Point monthly mean effluent loading summary (lbs/month)

Monthly total loads calculated as: Monthly Total Effluent Flow (MG) * Average Daily Concentration (ppb) * Conversion Factor (0.00834).

Month	Total Monthly Eff Flow (MG)	Cd (lbs/month)	TTL Cr (lbs/month)	Hex Cr (lbs/month)	Cu (lbs/month)	Pb (lbs/month)	Hg (lbs/month)	Ni (lbs/month)	Ag (lbs/month)	Zn (lbs/month)	Total Cyanide	Total Metals*
January	1013.11	.19	4.90	84.49	37.60	4.78	.03	55.73	.97	252.85	35.12	357.05
February	713.28	.13	3.66	59.49	21.94	2.42	.01	61.21	.47	170.13	42.53	259.97
March	1076.51	.19	6.05	89.78	33.93	4.36	.02	54.51	1.51	249.86	57.80	350.43
April	969.14	.17	5.09	80.83	27.12	4.21	.01	39.20	1.01	214.28	32.33	291.09
May	792.66	.14	5.64	66.11	24.03	2.45	.01	41.58	.89	201.40	26.44	276.14
June	639.66	.11	5.33	53.35	21.13	2.10	.01	33.64	.70	155.90	21.34	218.92
July	566.92	.09	4.16	47.28	22.76	2.05	.01	39.01	.62	158.00	18.91	226.70
August	510.82	.09	3.79	42.60	20.78	1.72	.01	24.95	.64	145.33	31.42	197.31
September	433.72	.07	3.14	36.17	16.54	1.24	.72	26.01	.38	105.58	14.47	153.68
October	403.12	.07	3.01	33.62	18.18	1.11	.00	43.00	.67	107.81	13.45	173.85
November	420.12	.07	4.14	35.04	25.78	1.43	.00	66.44	.78	152.14	18.56	250.78
December	547.79	.09	4.61	45.69	31.09	3.07	.00	53.35	1.60	192.93	18.27	286.74
Total (lbs/year)		1.41	53.52	674.45	300.88	30.94	.83	538.63	10.24	2106.21	330.64	

*Total Metals = Sum of Monthly Metals Loads (Cd, Cr, Cu, Pb, Hg, Ni, Ag, Zn)

Bucklin Point monthly mean effluent loading summary (lbs/day)

Average of daily loads – Each Daily load is calculated as: Daily Effluent Flow (MG) * Daily Concentration (ppb) * Conversion Factor (0.00834); the average of those loads is reported here.

Month	Mean Eff Flow (MGD)	Cd (lbs/day)	TTL Cr (lbs/day)	Hex Cr (lbs/day)	Cu (lbs/day)	Pb (lbs/day)	Hg (lbs/day)	Ni (lbs/day)	Ag (lbs/day)	Zn (lbs/day)	Total Cyanide	Total Metals*
January	32.68	.01	.16	2.49	1.23	.16	.00	1.80	.03	8.12	1.14	11.51
February	24.60	.00	.13	2.00	.79	.09	.00	2.18	.02	6.03	1.52	9.24
March	34.73	.01	.19	2.65	1.07	.14	.00	1.72	.05	7.82	1.72	11.00
April	32.30	.01	.17	2.88	.90	.14	.00	1.26	.03	7.02	1.06	9.53
May	25.57	.00	.18	1.81	.76	.08	.00	1.30	.03	6.32	.83	8.67
June	21.32	.00	.17	1.95	.67	.07	.00	1.06	.02	4.98	.68	6.97
July	18.29	.00	.13	1.39	.68	.06	.00	1.18	.02	4.78	.57	6.85
August	16.48	.00	.12	1.95	.69	.06	.00	.83	.02	4.78	1.00	6.50
September	14.46	.00	.10	1.13	.52	.04	.02	.81	.01	3.32	.45	4.82
October	13.00	.00	.10	1.05	.58	.04	.00	1.36	.02	3.41	.43	5.51
November	14.00	.00	.12	1.00	.76	.04	.00	1.96	.02	4.53	.55	7.43
December	17.67	.00	.18	1.05	1.12	.11	.00	1.71	.07	6.63	.64	9.82

*Total Metals = Sum of Monthly Average Metals Loads (Cd, Cr, Cu, Pb, Hg, Ni, Ag, Zn)

Bucklin Point Effluent Loading Summary 2024

Bucklin Point monthly mean effluent concentration (ppb)

Month	Mean Eff Flow (MGD)	Cd	Total Cr	Hex Cr**	Cu	Pb	Hg	Ni	Ag	Zn	Total Cyanide	Total Metals*
January	32.68	.02	.58	10.00	4.45	.57	.00	6.60	.11	29.93	4.16	42.26
February	24.60	.02	.62	10.00	3.69	.41	.00	10.29	.08	28.60	7.15	43.71
March	34.73	.02	.67	10.00	3.78	.49	.00	6.07	.17	27.83	6.44	39.03
April	32.30	.02	.63	10.00	3.36	.52	.00	4.85	.12	26.51	4.00	36.01
May	25.57	.02	.85	10.00	3.64	.37	.00	6.29	.13	30.47	4.00	41.77
June	21.32	.02	1.00	10.00	3.96	.39	.00	6.31	.13	29.22	4.00	41.03
July	18.29	.02	.88	10.00	4.81	.43	.00	8.25	.13	33.42	4.00	47.94
August	16.48	.02	.89	10.00	4.88	.40	.00	5.86	.15	34.11	7.38	46.31
September	14.46	.02	.87	10.00	4.57	.34	.20	7.19	.11	29.19	4.00	42.49
October	13.00	.02	.89	10.00	5.41	.33	.00	12.79	.20	32.07	4.00	51.71
November	14.00	.02	1.18	10.00	7.36	.41	.00	18.96	.22	43.42	5.30	71.57
December	17.67	.02	1.01	10.00	6.81	.67	.00	11.68	.35	42.23	4.00	62.77

*Total Metals = Sum of Monthly Average Metals Concentrations (Cd, Cr, Cu, Pb, Hg, Ni, Ag, Zn)

**Hexavalent Chromium is generally measured as non-detectable at the detection limit of 10 ppb

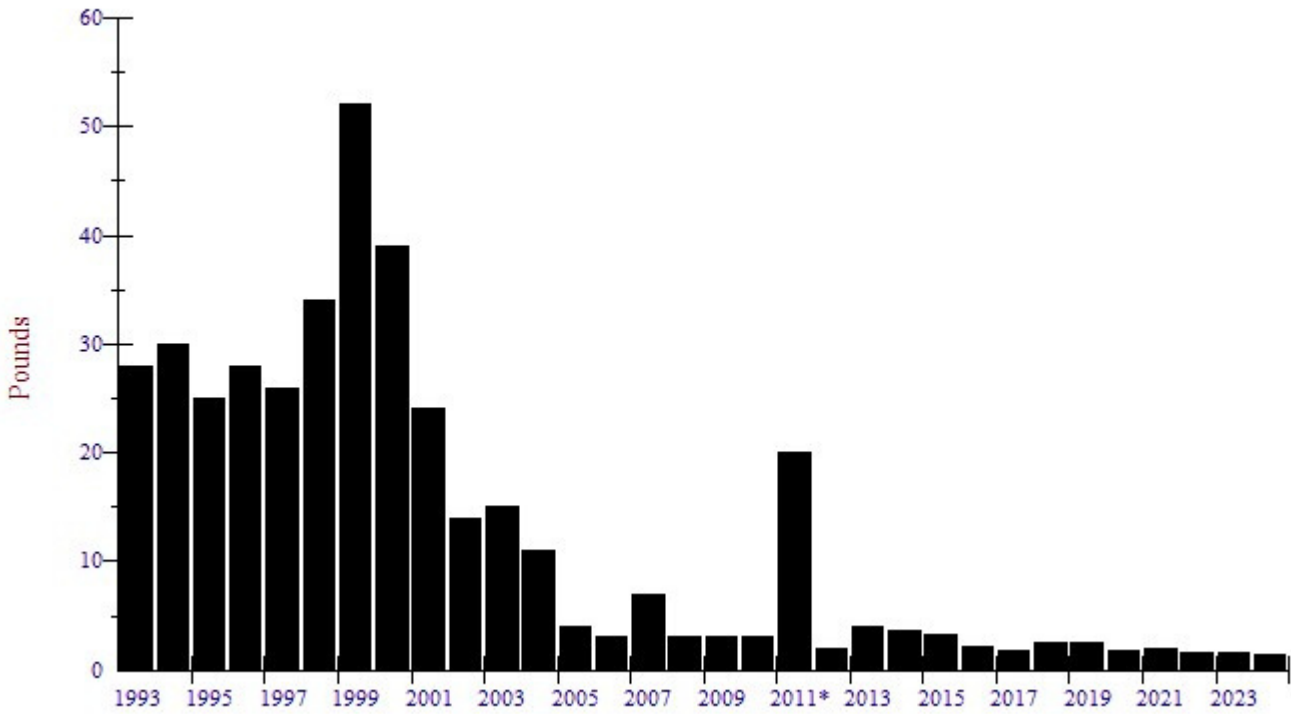
Bucklin Point Effluent Loading Data
Effluent loading (lbs/year)

Year	Cadmium	Chromium	Copper	Lead	Mercury	Nickel	Silver	Zinc
1993	28		1927	645	9.13	3764	157	4664
1994	30	426	2156	464	25.92	2809	134	4142
1995	25	354	1169	283	21.17	2002	91	3007
1996	28	652	1469	308	6.94	1939	166	3388
1997	26	618	1488	296	6.57	2178	178	3546
1998	34	682	1790	275	8.40	2801	208	3800
1999	52	569	1424	303	5.84	2485	228	3616
2000	39	415	1556	385	7.67	3158	184	4549
2001	24	412	1549	270	6.94	2965	131	3621
2002	14	218	1217	155	2.13	2077	130	2690
2003	15	420	1117	143	1.20	2037	100	3084
2004	11	211	1116	192	1.80	2580	77	2864
2005	4	168	644	129	1.92	1823	28	3078
2006	3	277	615	71	0.71	1280	20	2768
2007	7	743	577	112	0.79	1185	13	2452
2008	3	1609	705	60	0.37	1125	10	2231
2009	3	204	626	64	0.25	736	5	2023
2010	3	118	663	51	2.08	517	4	2202
2011*	20	149	552	162	0.27	465	32	2266
2012	2	59	480	24	0.19	609	4	1893
2013	4	68	622	51	0.44	515	8	2333
2014	4	51	574	40	0.28	462	5	2468
2015	3	45	435	27	0.23	370	3	2025
2016	2	81	325	30	0.22	391	6	2077
2017	2	72	286	28	0.21	394	4	2064
2018	3	46	325	35	0.20	337	4	2411
2019	3	43	327	35	0.19	459	4	2460
2020	2	43	321	27	0.12	480	4	2218
2021	2	41	281	26	0.10	464	5	2085
2022	2	62	253	23	0.07	432	5	1823
2023	2	50	272	27	0.11	457	5	2150
2024**	1	54	301	31	0.83	539	10	2106

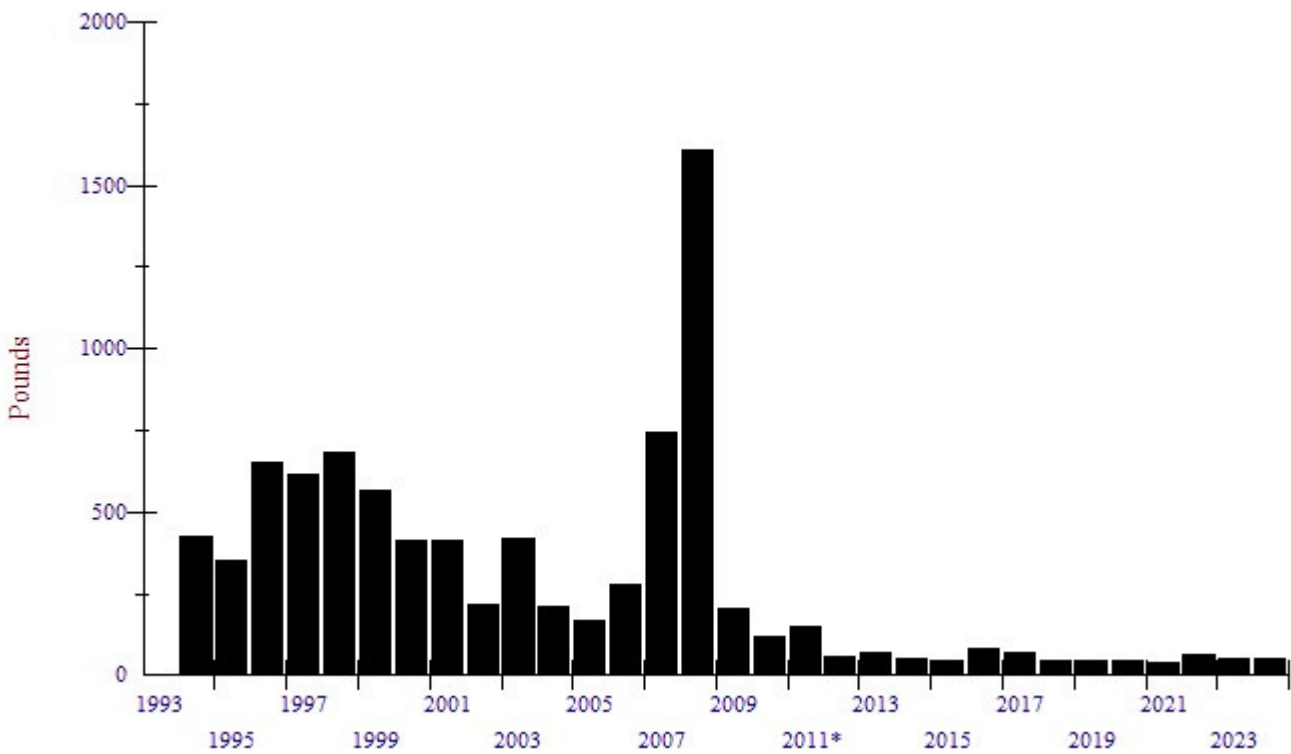
* In 2011, several samples for Cd, Cr, Pb, and Ag had to be analyzed on equipment with higher detection limits, resulting in an increase in loadings that was not actually reflective of what was being discharged at Bucklin Point.

**In 2024, mercury samples were sent to a contract lab with a higher detection limit during the month of September, resulting in higher calculated loadings despite non-detect concentrations.

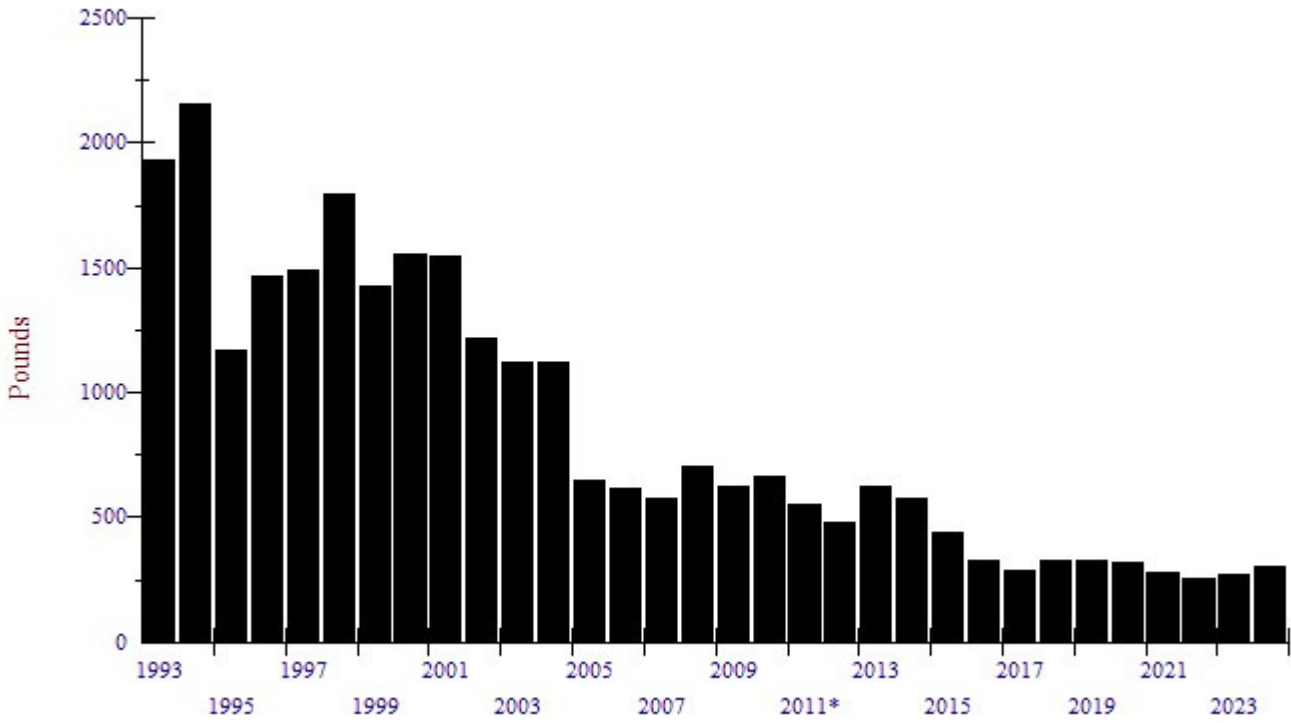
Bucklin Point Effluent Cadmium Loading



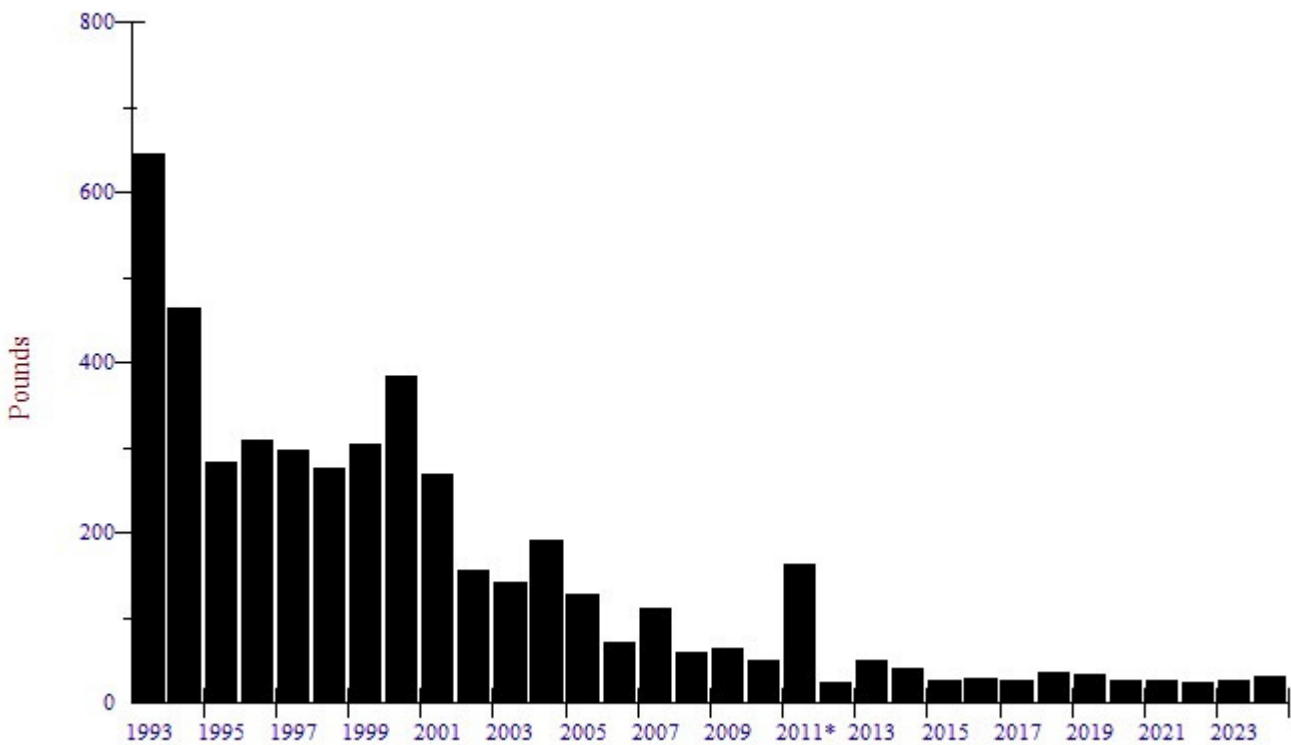
Bucklin Point Effluent Chromium Loading



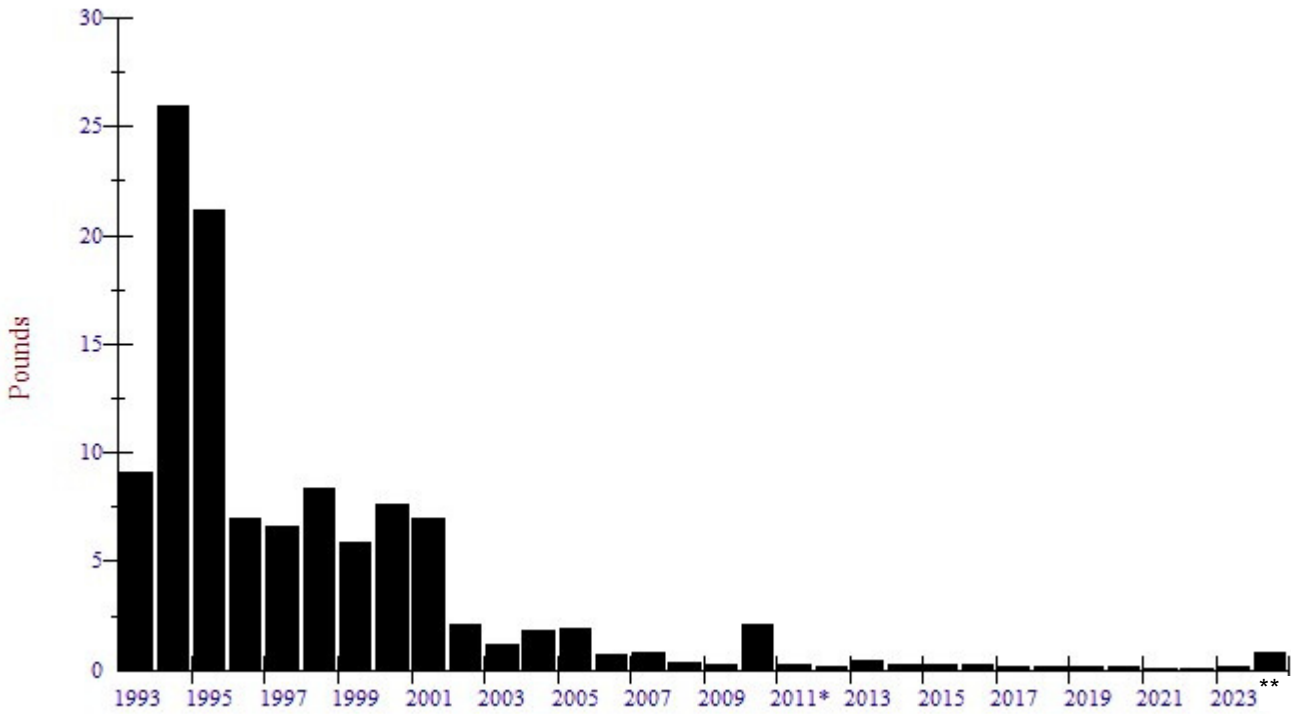
Bucklin Point Effluent Copper Loading



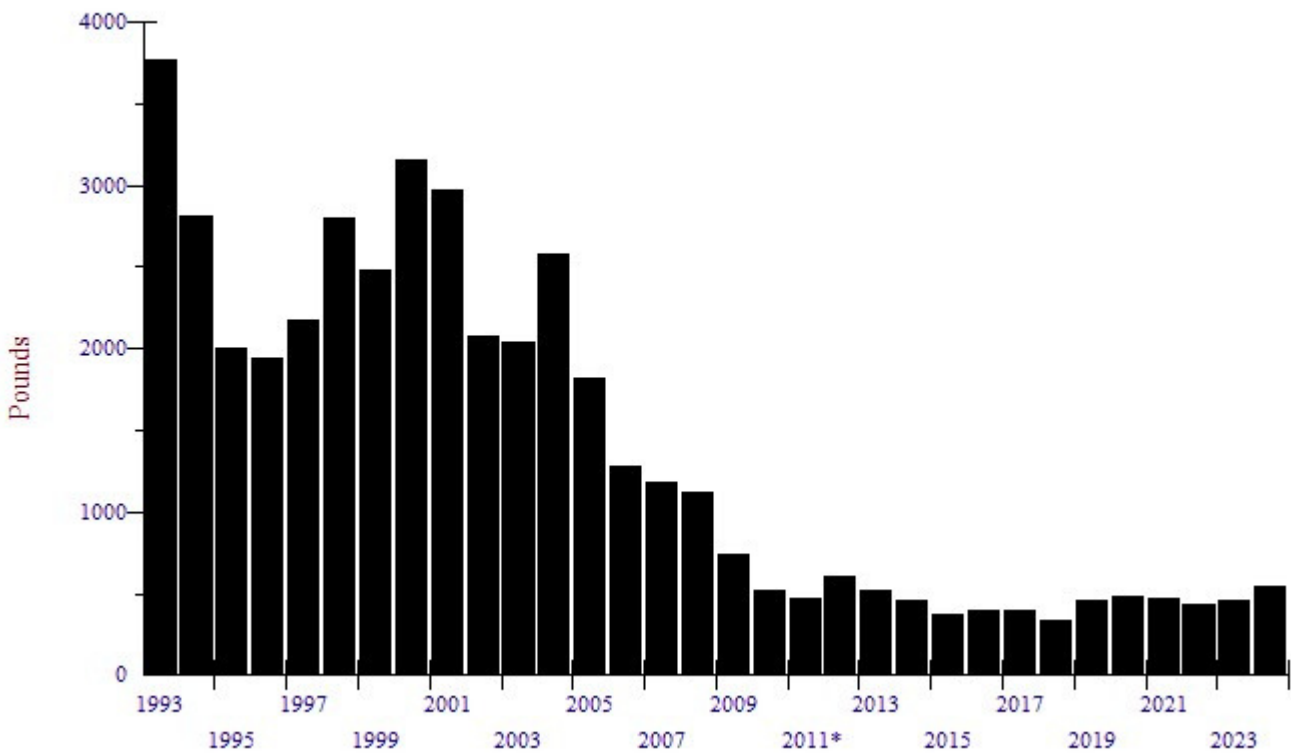
Bucklin Point Effluent Lead Loading



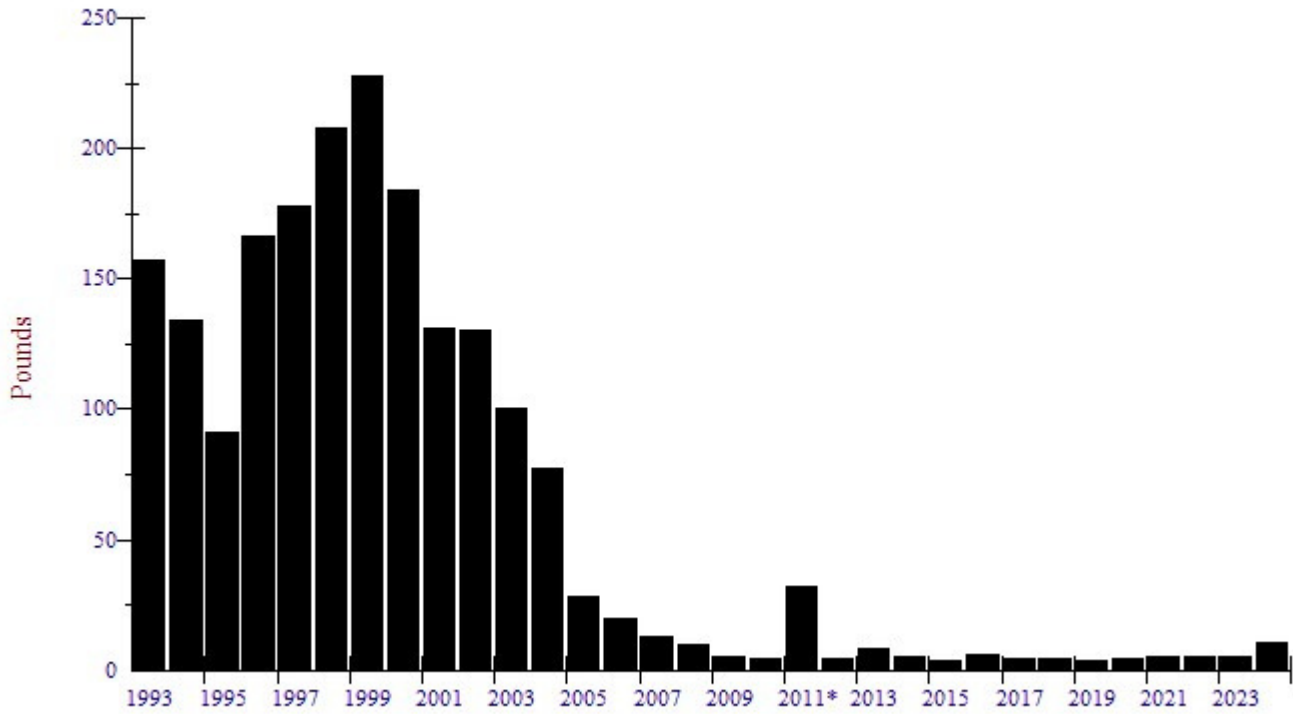
Bucklin Point Effluent Mercury Loading



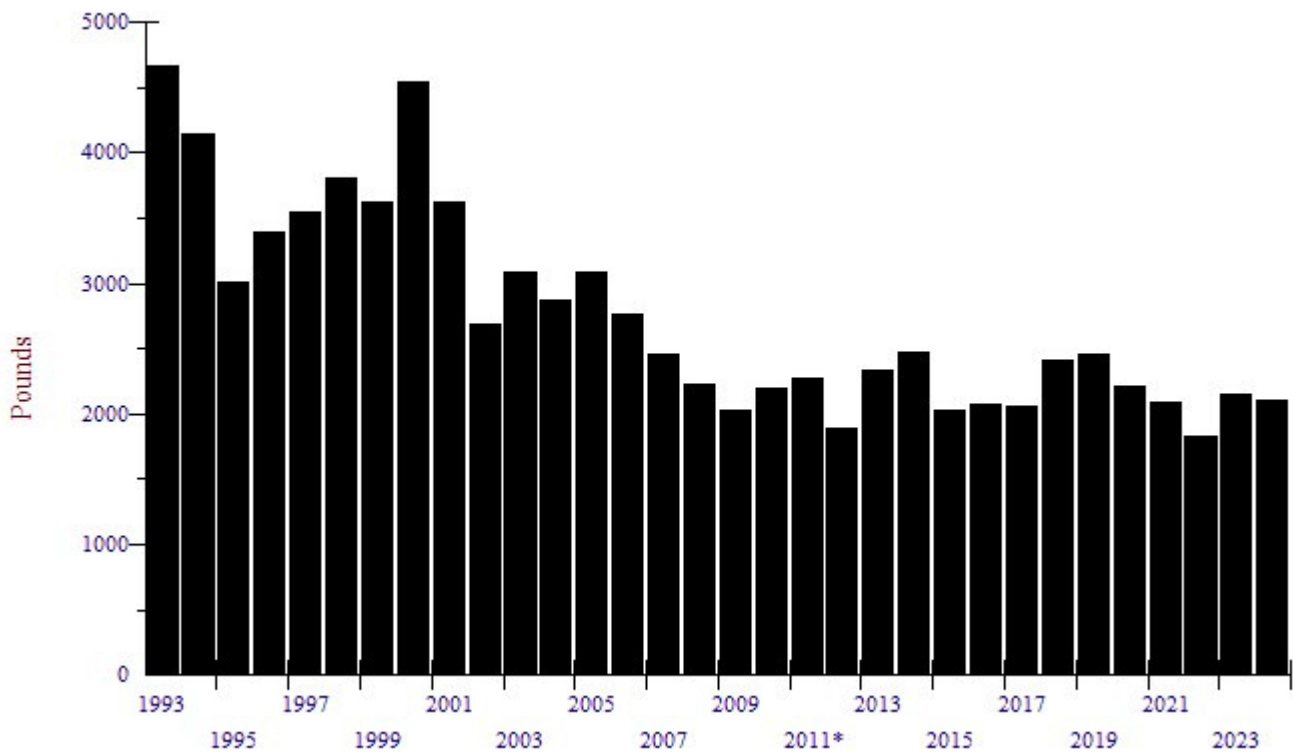
Bucklin Point Effluent Nickel Loading



Bucklin Point Effluent Silver Loading



Bucklin Point Effluent Zinc Loading



***EFFLUENT DISSOLVED
METALS DATA
BUCKLIN POINT***

Bucklin Point Dissolved Metals 2024
all analyses in ppb
MDL = method detection limit

Date	Cd	Cd MDL	Cr	Cr MDL	Cu	Cu MDL	Pb	Pb MDL	Ni	Ni MDL	Ag	Ag MDL	Zn	Zn MDL	Al	Al MDL	Fe	Fe MDL
01/09/2024	<0.020	0.02	0.3174	0.30	2.550	0.30	<0.300	0.30	4.816	0.30	<0.020	0.02	28.34	5.00	7.850	5.00	39	5.00
02/06/2024	0.02343	0.02	0.3178	0.30	2.106	0.30	<0.300	0.30	16.29	0.30	<0.020	0.02	28.59	5.00	9.927	5.00	29.60	5.00
03/05/2024	<0.020	0.02	0.4592	0.30	2.106	0.30	<0.300	0.30	6.471	0.30	0.02918	0.02	30.89	5.00	10.23	5.00	33.24	5.00
04/09/2024	<0.020	0.02	<0.300	0.30	1.211	0.30	<0.300	0.30	3.803	0.30	<0.020	0.02	22.84	5.00	7.006	5.00	33.63	5.00
05/14/2024	<0.020	0.02	0.8570	0.30	1.747	0.30	<0.300	0.30	6.942	0.30	<0.020	0.02	28.28	5.00	6.300	5.00	29.73	5.00
06/04/2024	<0.020	0.02	0.6515	0.30	1.907	0.30	<0.300	0.30	3.638	0.30	<0.020	0.02	29.84	5.00	<5.00	5.00	42.47	5.00
07/16/2024	<0.020	0.02	0.8335	0.30	3.601	0.30	0.3065	0.30	7.690	0.30	0.02018	0.02	32.45	5.00	9.517	5.00	33.65	5.00
08/06/2024	<0.020	0.02	0.8015	0.30	2.839	0.30	<0.300	0.30	5.958	0.30	0.02743	0.02	30.76	5.00	10.15	5.00	27.99	5.00
09/10/2024	<0.020	0.02	1.094	0.30	3.506	0.30	<0.300	0.30	6.242	0.30	0.02847	0.02	31.14	5.00	10.74	5.00	49.01	5.00
10/08/2024	<0.020	0.02	1.008	0.30	2.243	0.30	<0.300	0.30	7.194	0.30	0.02794	0.02	24.88	5.00	6.737	5.00	41.74	5.00
11/05/2024	<0.020	0.02	1.809	0.30	6.386	0.30	<0.300	0.30	18.00	0.30	0.03527	0.02	42.08	5.00	9.177	5.00	57.50	5.00
12/03/2024	<0.020	0.02	0.8171	0.30	4.845	0.30	<0.300	0.30	16.96	0.30	0.03876	0.02	56.13	5.00	14.25	5.00	43.94	5.00

	Cd	Cr	Cu	Pb	Ni	Ag	Zn	Al	Fe
yearly average concentration	<0.020	<0.77	2.92	<0.30	8.67	<0.03	32.19	<8.91	38.46
yearly median concentration	<0.020	0.81	2.40	<0.30	6.71	0.02	30.30	9.35	36.33
yearly minimum concentration	<0.020	<0.300	1.211	<0.300	3.638	<0.020	22.84	<5.00	27.99
yearly maximum concentration	0.02343	1.809	6.386	0.3065	18.00	0.03876	56.13	14.25	57.50

BIOASSAY DATA

BUCKLIN POINT

Bucklin Point WWTF Bioassay Results - 2024

Bucklin Point WWTF Bioassay Results - 2024						
<i>Americamysis bahia</i>						
Acute	1st Quarter, 2024			2nd Quarter, 2024		
Test	(%)	(%)	Pass Y/N	(%)	(%)	Pass Y/N
LC 50	>100	>100%	Y	>100	>100%	Y
A-NOEC	100	N/A**	N/A	100	N/A**	N/A
	3rd Quarter, 2024			4th Quarter, 2024		
Test	(%)	(%)	Pass Y/N	(%)	(%)	Pass Y/N
LC 50	>100	>100%	Y	>100	>100%	Y
A-NOEC	100	N/A**	N/A	100	N/A**	N/A

* NOTE - % indicates Percent Effluent

** No permit limit exists for A-NOEC

LC 50 The effluent concentration that causes 50% mortality during the acute toxicity test duration.

A-NOEC No observable effect concentration: Highest concentration of the effluent in which 90% or more of the test animals survive.

Acute Test Continuous exposure to effluent for 48 hours

NC Not Calculated

Bucklin Point WWTF Bioassay Results - 2024						
<i>Arbacia punctulata</i>						
Chronic	1st Quarter, 2024			2nd Quarter, 2024		
Test	(%)	(%)	Pass Y/N	(%)	(%)	Pass Y/N
C-NOEC	100	50	Y	100	50	Y
	3rd Quarter, 2024			4th Quarter, 2024		
Test	(%)	(%)	Pass Y/N	Result (%)	(%)	Pass Y/N
C-NOEC	100	50	Y	100	50	Y

* NOTE - % indicates Percent Effluent

C-NOEC Highest concentration of effluent with no observed effect on fertilization rates.

Chronic test Tests for sublethal effects of effluent on specifically on fertilization rates of *A. punctulata* eggs. Exposure rate is 60 minutes.

OIL AND GREASE DATA

BUCKLIN POINT

Oil & Grease Data 2024

Bucklin Point Oil & Grease 2024

Date	Influent Flow MGD	Effluent Flow MGD	Influent Average ppm	Effluent Average ppm
1/9/2024	42.39	29.86	16.78	<4.00
2/6/2024	26.48	26.48	15.43	<4.00
3/5/2024	31.76	31.76	20.99	<4.00
4/9/2024	34.51	34.51	13.31	<4.00
5/7/2024	22.51	22.51	18.29	<4.00
6/4/2024	23.44	23.44	16.81	<4.00
7/16/2024	16.15	16.15	32.44	<4.00
8/6/2024	28.38	23.38	26.43	<4.00
9/10/2024	13.56	13.56	34.14	<4.00
10/8/2024	13.01	13.01	22.24	<4.00
11/5/2024	12.05	12.05	36.59	<4.00
12/3/2024	12.60	12.60	16.06	<4.00

***CBOD, TSS, ENTEROCOCCI,
AND FECAL COLIFORM DATA***

BUCKLIN POINT

Bucklin Point 2024 Wastewater Treatment Plant TSS, CBOD and Bacteria Data

Date	Final Effluent Flow (MGD)	Effluent ☐			Influent Flow (MGD)	Raw Influent TSS (mg/L)	Raw Influent CBOD (mg/L)	Final☐ Effluent TSS (mg/L)	Final ☐ Effluent CBOD (mg/L)
		Enterococci Bacteria (MPN/100mL)	Effluent Fecal Coliform Bacteria (MPN/100mL)						
1/1/2024	24.13	10.0	5.0	24.13	95.500	138.73	5.1500	2.34	
1/2/2024	24.15	5.0	5.0	24.15	100.00	143.44	5.4000	2.29	
1/3/2024	23.64	12.7	5.0	23.64	124.00	142.99	5.2500	2.26	
1/4/2024	23.14	7.1	5.0	23.14	108.00	143.28	5.3000	2.39	
1/5/2024	22.67	7.1	5.0	22.67	117.64	155.81	5.7000	<2.00	
1/6/2024	22.33	7.1	5.0	22.33	112.00	170.34	6.3500	<2.00	
1/7/2024	28.37	7.1	5.0	28.37	124.50	161.89	6.9285	2.06	
1/8/2024	23.67	7.1	5.0	23.67	109.50	140.26	6.1666	<2.00	
1/9/2024	29.86	7.1	5.0	42.39	112.50	123.56	13.687	3.25	
1/10/2024	39.94	10.0	10.0	86.50	151.50	99.98	10.250	3.09	
1/11/2024	39.01	7.1	5.0	57.65	52.400	51.15	14.000	3.36	
1/12/2024	39.40	7.1	5.0	40.13	51.500	75.94	11.100	2.95	
1/13/2024	41.58	9.1	5.0	76.50	54.000	84.46	8.6667	2.24	
1/14/2024	41.77	7.1	5.0	49.19	43.333	72.03	11.400	2.53	
1/15/2024	40.96	7.1	5.0	41.36	66.400	112.18	9.4375	2.56	
1/16/2024	39.66	7.1	5.0	47.12	63.000	87.00	13.375	5.30	
1/17/2024	38.05	6.3	45.2	38.05	73.000	71.97	12.867	3.26	
1/18/2024	35.50	5.0	5.0	35.50	71.000	99.18	24.933	5.74	
1/19/2024	33.99	16.1	5.0	33.99	62.500	88.61	7.7000	2.45	
1/20/2024	32.16	7.1	5.0	32.16	53.333	105.64	7.9500	3.30	
1/21/2024	30.77	7.1	5.0	30.77	69.000	122.82	10.700	2.74	
1/22/2024	29.86	12.2	5.0	29.86	103.00	124.61	9.0000	2.90	
1/23/2024	30.49	7.1	5.0	30.49	78.000	111.14	6.5500	2.33	
1/24/2024	36.85	7.9	7.1	37.93	125.50	122.52	9.1875	3.14	
1/25/2024	35.86	7.1	5.0	39.17	92.000	94.01	9.3750	2.94	
1/26/2024	35.78	7.1	5.0	43.20	93.334	112.88	10.200	3.60	
1/27/2024	31.79	5.0	5.0	31.79	69.000	119.07	8.8000	2.91	
1/28/2024	40.02	12.4	5.0	49.34	73.000	116.11	11.100	2.88	
1/29/2024	34.03	12.2	5.0	34.03	60.500	92.77	9.1500	3.01	
1/30/2024	32.61	5.0	5.0	32.61	74.500	102.83	10.214	3.44	
1/31/2024	31.07	5.0	5.0	31.07	75.000	103.97	8.6875	3.35	
2/1/2024	30.34	5.0	5.0	30.34	88.000	118.30	6.4375	3.25	
2/2/2024	29.41	7.1	10.0	29.41	93.500	140.58	9.2500	3.12	
2/3/2024	28.51	7.1	5.0	28.51	98.000	113.91	7.4666	3.07	
2/4/2024	27.93	7.1	5.0	27.93	83.000	121.89	6.5000	2.24	
2/5/2024	27.22	10.0	5.0	27.22	94.000	125.43	6.9500	2.60	
2/6/2024	26.48	7.1	5.0	26.48	99.500	133.53	7.1500	2.72	
2/7/2024	25.84	11.4	5.0	25.84	103.50	140.05	7.1500	3.02	
2/8/2024	25.33	7.1	5.0	25.33	113.00	142.53	7.2500	3.60	
2/9/2024	25.03	7.1	5.0	25.03	113.50	143.43	7.4500	2.83	
2/10/2024	24.77	14.1	5.0	24.77	123.50	148.56	6.7000	2.93	
2/11/2024	24.08	7.1	5.0	24.08	102.50	187.58	5.8000	2.89	
2/12/2024	23.33	10.0	5.0	23.33	113.50	168.67	5.4000	3.79	
2/13/2024	27.32	5.0	5.0	27.32	121.00	142.8	5.9000	3.27	
2/14/2024	23.83	8.0	5.0	23.83	145.50	153.61	7.4000	3.03	
2/15/2024	22.72	5.0	10.0	22.72	125.00	162.62	6.0000	2.99	
2/16/2024	22.75	7.1	5.0	22.75	112.50	172.39	5.5000	2.32	
2/17/2024	22.05	7.1	5.0	22.05	124.00	186.35	5.2500	2.22	
2/18/2024	21.79	12.2	5.0	21.79	118.00	178.76	5.0500	2.42	
2/19/2024	21.85	7.1	5.0	21.85	128.50	166.00	5.2500	2.39	
2/20/2024	21.53	10.0	5.0	21.53	116.50	167.32	7.6500	3.20	
2/21/2024	21.40	6.3	5.0	21.40	118.00	155.52	5.2500	2.64	
2/22/2024	21.31	7.1	10.0	21.31	132.50	173.33	5.6500	2.61	

Date	Final Effluent Flow (MGD)	Effluent □		Influent Flow (MGD)	Raw Influent TSS (mg/L)	Raw Influent CBOD (mg/L)	Final□ Effluent TSS (mg/L)	Final □ Effluent CBOD (mg/L)
		Enterococci Bacteria (MPN/100mL)	Effluent Fecal Coliform Bacteria (MPN/100mL)					
2/23/2024	23.00	5.0	5.0	23.00	145.50	171.12	5.3500	2.82
2/24/2024	21.44	16.0	5.0	21.44	127.50	157.56	6.2000	3.15
2/25/2024	20.77	7.1	5.0	20.77	121.33	171.63	5.4000	2.60
2/26/2024	20.51	7.1	5.0	20.51	135.00	177.57	5.3000	2.56
2/27/2024	21.26	7.1	5.0	21.26	148.00	166.64	7.8500	2.89
2/28/2024	35.54	7.9	5.0	38.45	189.50	164.73	8.3500	3.31
2/29/2024	25.94	7.1	5.0	26.96	127.00	139.76	6.5000	2.69
3/1/2024	20.96	7.1	5.0	20.96	102.50	179.28	5.7500	2.42
3/2/2024	30.22	7.1	5.0	45.34	117.50	171.75	10.350	3.61
3/3/2024	32.18	8.8	5.0	38.33	118.00	97.24	7.9000	2.96
3/4/2024	27.45	7.1	5.0	27.45	91.000	124.41	7.5000	2.92
3/5/2024	31.76	7.1	5.0	31.76	100.00	140.47	6.7000	3.32
3/6/2024	33.43	6.3	5.0	33.67	106.50	113.02	9.2500	3.52
3/7/2024	40.49	7.1	5.0	58.39	83.000	112.47	11.134	3.30
3/8/2024	34.36	7.1	5.0	34.36	79.000	103.02	10.200	3.77
3/9/2024	35.98	7.1	5.0	35.98	62.000	107.56	10.500	3.68
3/10/2024	45.33	12.2	5.0	70.44	64.500	92.60	8.6500	2.90
3/11/2024	41.22	12.2	5.0	41.22	61.500	111.86	12.071	6.16
3/12/2024	38.12	10.0	5.0	38.12	61.500	88.88	9.7500	4.96
3/13/2024	35.56	7.9	5.0	35.56	73.500	114.79	10.437	3.50
3/14/2024	33.61	10.0	5.0	33.61	63.000	99.81	8.4375	3.34
3/15/2024	32.71	10.0	5.0	32.71	67.000	98.63	8.4286	3.87
3/16/2024	31.15	7.1	5.0	31.15	78.000	112.21	8.7500	2.88
3/17/2024	31.50	7.1	5.0	31.50	94.000	118.87	8.7000	2.78
3/18/2024	29.21	7.1	5.0	29.21	88.000	119.13	7.5714	2.37
3/19/2024	28.32	7.1	5.0	28.32	89.000	124.74	9.0833	2.90
3/20/2024	29.15	6.3	5.0	29.15	102.50	128.82	6.6500	3.30
3/21/2024	26.73	12.4	5.0	26.73	113.00	136.16	6.8500	2.98
3/22/2024	25.64	8.8	5.0	25.64	93.000	132.06	7.1000	2.65
3/23/2024	38.25	5.0	5.0	72.62	100.50	119.89	10.800	3.75
3/24/2024	41.27	5.0	5.0	50.01	58.500	48.04	13.300	4.10
3/25/2024	40.81	23.1	5.0	40.81	58.333	96.06	13.375	3.66
3/26/2024	38.43	21.2	5.0	38.43	69.666	89.14	11.812	3.47
3/27/2024	36.20	6.3	5.0	36.20	77.000	110.37	11.600	3.77
3/28/2024	42.95	10.0	5.0	77.47	83.500	92.89	12.077	3.35
3/29/2024	41.31	7.1	5.0	65.85	37.500	46.04	13.500	3.82
3/30/2024	42.07	7.1	5.0	43.43	51.333	84.49	11.785	4.43
3/31/2024	40.14	7.1	5.0	40.14	59.000	98.54	11.100	4.10
4/1/2024	38.14	20.0	5.0	38.14	68.500	92.46	12.100	4.11
4/2/2024	40.08	10.0	5.0	40.08	71.500	95.75	12.700	4.34
4/3/2024	40.41	9.2	5.0	50.47	87.500	87.24	10.800	3.76
4/4/2024	41.36	13.5	5.0	68.52	73.500	73.18	16.000	4.75
4/5/2024	42.26	7.1	5.0	42.36	57.500	92.82	16.200	4.95
4/6/2024	41.01	5.0	5.0	41.60	56.000	83.10	12.500	4.70
4/7/2024	38.17	10.0	5.0	38.17	61.666	94.34	11.692	4.26
4/8/2024	36.09	7.1	5.0	36.09	60.000	85.69	10.400	3.66
4/9/2024	34.51	7.1	5.0	34.51	72.500	95.53	10.300	4.11
4/10/2024	33.34	6.3	5.0	33.34	102.50	113.47	8.5000	3.29
4/11/2024	32.68	5.0	5.0	32.68	93.000	111.99	10.000	4.29
4/12/2024	41.82	7.1	5.0	53.91	114.50	123.92	12.714	4.31
4/13/2024	34.56	10.0	5.0	34.56	73.000	111.97	10.500	3.67
4/14/2024	32.49	22.4	5.0	32.49	76.000	114.04	8.6875	3.35
4/15/2024	31.55	7.1	5.0	31.55	70.500	117.51	11.000	3.77
4/16/2024	30.72	7.1	5.0	30.72	92.000	119.91	8.0000	3.42
4/17/2024	29.98	6.3	5.0	29.98	91.500	119.02	6.7058	2.71
4/18/2024	31.37	5.0	5.0	31.37	86.000	137.16	8.0000	3.51
4/19/2024	28.82	5.0	5.0	28.82	110.00	133.32	7.2000	3.18

Date	Final Effluent Flow (MGD)	Effluent □	Effluent Fecal	Influent Flow (MGD)	Raw Influent TSS (mg/L)	Raw Influent CBOD (mg/L)	Final□	Final □
		Enterococci Bacteria (MPN/100mL)	Coliform Bacteria (MPN/100mL)				Effluent TSS (mg/L)	Effluent CBOD (mg/L)
4/20/2024	33.84	5.0	5.0	34.52	92.000	123.96	9.0714	4.18
4/21/2024	28.04	5.0	5.0	28.04	72.000	125.95	7.4000	3.80
4/22/2024	27.33	5.0	5.0	27.33	87.500	127.23	6.0000	2.52
4/23/2024	26.89	7.1	5.0	26.89	93.500	117.29	3.5500	2.44
4/24/2024	26.36	6.3	5.0	26.36	110.50	138.66	6.1500	2.96
4/25/2024	25.59	5.0	5.0	25.59	191.00	158.25	5.1000	3.35
4/26/2024	25.07	7.1	5.0	25.07	146.00	142.94	4.8500	2.79
4/27/2024	24.53	7.1	5.0	24.53	110.00	152.42	5.3125	2.89
4/28/2024	24.33	7.1	5.0	24.33	113.00	151.20	5.3333	3.04
4/29/2024	24.09	7.1	5.0	24.09	115.00	153.88	5.0000	2.90
4/30/2024	23.71	7.1	5.0	23.71	128.50	161.40	5.0000	3.03
5/1/2024	23.66	6.3	5.0	23.66	146.00	164.98	4.2500	2.66
5/2/2024	22.98	10.0	5.0	22.98	135.00	171.16	5.3000	3.49
5/3/2024	22.58	12.2	5.0	22.58	138.50	155.69	5.2000	2.92
5/4/2024	22.19	5.0	5.0	22.19	127.50	188.69	4.3529	2.72
5/5/2024	25.97	14.7	10.0	25.97	113.00	170.73	8.6000	3.79
5/6/2024	28.45	5.0	5.0	30.50	140.00	163.34	5.8000	3.14
5/7/2024	22.51	7.1	5.0	22.51	128.50	194.53	4.7000	3.11
5/8/2024	31.39	6.3	5.0	39.81	154.00	140.41	8.1333	3.54
5/9/2024	24.22	7.1	5.0	24.22	114.50	122.10	7.0000	3.80
5/10/2024	23.17	7.1	5.0	23.17	100.00	140.27	7.7000	3.11
5/11/2024	22.21	5.0	5.0	22.21	109.00	149.80	7.1333	3.08
5/12/2024	21.60	12.2	5.0	21.60	141.00	197.45	4.8666	2.71
5/13/2024	21.88	7.1	5.0	21.88	110.50	165.49	3.6000	2.25
5/14/2024	21.70	10.0	5.0	21.70	138.00	164.44	4.7333	2.42
5/15/2024	27.80	6.3	5.0	29.02	136.00	177.67	8.1333	2.85
5/16/2024	38.27	14.1	5.0	65.39	151.50	164.78	12.100	3.75
5/17/2024	26.22	5.0	5.0	26.22	102.00	139.57	4.9000	2.54
5/18/2024	25.57	5.0	5.0	25.57	97.500	127.94	8.7334	2.92
5/19/2024	24.44	7.1	5.0	24.44	102.00	139.77	4.9000	<2.00
5/20/2024	24.12	7.1	5.0	24.12	103.00	154.01	4.1500	2.06
5/21/2024	23.73	7.1	5.0	23.73	121.50	154.46	4.3500	2.17
5/22/2024	23.13	6.3	5.0	23.13	129.50	169.95	4.8000	2.11
5/23/2024	32.97	12.2	15.0	37.94	173.50	187.71	6.4000	2.47
5/24/2024	25.69	10.0	5.0	25.69	88.500	121.91	5.3500	2.27
5/25/2024	24.21	7.1	5.0	24.21	96.000	135.16	3.9500	2.11
5/26/2024	23.06	7.1	5.0	23.06	93.500	151.20	3.2500	2.16
5/27/2024	27.45	7.1	5.0	27.45	106.50	137.52	5.5625	2.01
5/28/2024	26.60	7.1	5.0	26.71	140.00	156.38	4.2500	2.07
5/29/2024	23.49	7.9	5.0	23.49	113.50	149.12	5.7000	2.18
5/30/2024	36.05	7.1	5.0	43.16	156.50	134.50	7.8000	2.55
5/31/2024	25.35	5.0	5.0	25.35	97.500	142.79	5.4285	2.37
6/1/2024	24.16	7.1	5.0	24.16	120.50	151.69	5.8750	2.45
6/2/2024	23.75	5.0	5.0	23.75	90.000	131.10	4.6500	2.17
6/3/2024	24.20	5.0	5.0	24.20	117.50	136.70	4.3000	2.34
6/4/2024	23.44	5.0	5.0	23.44	122.50	161.16	5.2500	2.12
6/5/2024	22.34	5.0	5.0	22.34	138.00	145.16	9.8462	2.67
6/6/2024	23.82	5.0	5.0	23.82	191.25	188.51	7.9230	2.40
6/7/2024	22.79	7.1	5.0	22.79	127.00	166.51	6.5000	2.18
6/8/2024	21.38	20.6	5.0	21.38	123.50	160.93	7.5000	2.64
6/9/2024	24.57	7.1	5.0	24.57	130.50	211.63	11.600	3.61
6/10/2024	20.92	7.1	5.0	20.92	111.00	148.70	5.3714	2.31
6/11/2024	20.70	7.1	5.0	20.70	153.00	188.87	4.8500	2.33
6/12/2024	20.37	6.3	5.0	20.37	140.00	168.25	3.2500	2.21
6/13/2024	20.06	7.1	5.0	20.06	168.00	226.33	3.2500	2.47
6/14/2024	22.15	5.0	5.0	22.15	174.50	209.90	7.7000	2.91
6/15/2024	20.65	12.5	5.0	20.65	136.50	191.49	6.0000	3.47

Date	Final Effluent Flow (MGD)	Effluent □	Effluent Fecal	Influent Flow (MGD)	Raw Influent TSS (mg/L)	Raw Influent CBOD (mg/L)	Final□	Final □
		Enterococci Bacteria (MPN/100mL)	Coliform Bacteria (MPN/100mL)				Effluent TSS (mg/L)	Effluent CBOD (mg/L)
6/16/2024	19.06	7.1	5.0	19.06	122.50	151.73	7.8125	3.09
6/17/2024	19.31	5.0	5.0	19.31	144.00	230.45	5.0666	2.78
6/18/2024	19.34	5.0	5.0	19.34	167.50	242.23	3.4667	2.65
6/19/2024	19.89	8.0	5.0	19.89	140.00	232.07	4.2000	2.33
6/20/2024	19.50	5.0	5.0	19.50	146.00	202.23	10.100	3.49
6/21/2024	23.77	43.8	5.0	24.88	148.00	213.64	18.500	5.01
6/22/2024	22.22	14.3	10.0	22.22	162.00	214.76	8.6000	3.06
6/23/2024	18.98	17.7	20.5	24.24	119.00	137.94	5.7500	2.13
6/24/2024	19.49	7.1	5.0	19.49	115.50	183.99	3.0500	2.27
6/25/2024	18.76	5.0	5.0	18.76	118.00	209.85	5.5000	4.21
6/26/2024	18.64	11.6	8.8	18.64	146.00	211.23	13.200	3.96
6/27/2024	27.25	10.1	11.4	29.75	151.00	154.86	5.0667	2.56
6/28/2024	18.98	5.0	5.0	18.98	116.50	210.35	5.0000	2.15
6/29/2024	18.75	5.0	10.0	18.75	149.00	198.35	6.6153	2.52
6/30/2024	20.42	5.0	10.0	20.42	130.50	233.27	6.1428	2.44
7/1/2024	19.12	5.0	5.0	19.12	148.50	211.60	3.9000	2.01
7/2/2024	19.38	7.1	5.0	19.38	294.00	200.87	4.0500	2.33
7/3/2024	17.94	5.0	5.0	17.94	133.00	185.67	3.6000	2.18
7/4/2024	20.27	5.0	5.0	20.27	151.50	220.43	7.7500	3.39
7/5/2024	21.69	44.8	5.0	21.69	149.00	191.23	6.5500	2.12
7/6/2024	22.79	7.1	49.0	22.79	139.00	173.95	5.4000	2.22
7/7/2024	17.77	14.3	5.0	17.77	123.50	230.27	5.2500	3.32
7/8/2024	17.78	10.0	5.0	17.78	128.00	213.93	2.7000	2.23
7/9/2024	17.25	7.1	15.5	17.25	154.00	200.80	3.0000	2.55
7/10/2024	16.86	7.9	10.0	16.86	132.00	211.39	7.5000	3.28
7/11/2024	16.93	5.0	5.0	16.93	178.00	263.48	5.7500	3.14
7/12/2024	20.62	5.0	10.0	20.62	150.00	175.48	8.5000	3.74
7/13/2024	22.12	5.0	15.0	22.12	151.00	182.51	6.5972	2.82
7/14/2024	16.15	5.0	15.5	16.15	127.50	194.04	3.7500	2.19
7/15/2024	16.55	7.1	5.0	16.55	154.00	206.06	7.2414	3.01
7/16/2024	16.15	5.0	5.0	16.15	150.00	225.49	6.1481	3.05
7/17/2024	16.09	5.0	11.4	16.09	141.00	237.94	9.2857	4.14
7/18/2024	23.18	7.1	5.0	23.31	198.00	218.52	8.9000	4.05
7/19/2024	15.91	7.1	5.0	15.91	135.00	209.93	7.5000	3.39
7/20/2024	15.74	5.0	5.0	15.74	133.50	250.39	6.2143	4.04
7/21/2024	15.68	7.1	20.5	15.68	150.00	232.25	6.3333	3.17
7/22/2024	16.96	12.4	5.0	16.96	152.00	245.04	7.1641	4.16
7/23/2024	18.28	7.1	10.0	18.28	178.00	245.12	8.2051	4.27
7/24/2024	16.50	6.3	7.1	16.50	173.00	237.55	7.0769	4.13
7/25/2024	22.48	10.0	5.0	22.56	172.50	236.09	8.9000	5.36
7/26/2024	15.69	7.1	10.0	15.69	149.00	166.43	7.5000	4.28
7/27/2024	15.21	7.1	26.0	15.21	144.00	190.82	5.6000	3.00
7/28/2024	15.04	5.0	5.0	15.04	144.00	217.08	7.3333	3.42
7/29/2024	27.38	19.4	10.0	27.38	172.50	176.91	7.5000	2.91
7/30/2024	15.74	7.1	10.0	15.74	155.50	206.33	5.9334	3.17
7/31/2024	17.67	17.9	15.2	17.67	188.00	182.57	5.4667	2.48
8/1/2024	15.47	14.3	60.5	15.47	142.50	175.46	4.6667	2.16
8/2/2024	15.14	5.0	5.0	15.14	147.50	208.30	4.4000	2.21
8/3/2024	15.20	5.0	15.5	15.20	164.00	198.26	5.6000	2.15
8/4/2024	19.66	7.1	5.0	19.66	142.00	186.08	6.5000	2.77
8/5/2024	15.17	10.0	48.5	15.17	149.50	169.89	4.7333	2.53
8/6/2024	23.38	7.1	5.0	28.38	143.50	163.22	7.2500	3.64
8/7/2024	19.49	6.3	7.1	19.49	128.00	164.13	4.7692	2.44
8/8/2024	15.74	5.0	15.5	15.74	153.50	178.82	4.9333	2.44
8/9/2024	17.74	5.0	20.5	17.74	158.00	188.48	7.4286	2.65
8/10/2024	24.67	7.1	5.0	27.59	148.00	204.30	5.4375	3.14
8/11/2024	15.12	5.0	5.0	15.12	126.50	191.35	4.0000	2.37

Date	Final Effluent Flow (MGD)	Effluent □	Effluent Fecal	Influent Flow (MGD)	Raw Influent TSS (mg/L)	Raw Influent CBOD (mg/L)	Final□	Final □
		Enterococci Bacteria (MPN/100mL)	Coliform Bacteria (MPN/100mL)				Effluent TSS (mg/L)	Effluent CBOD (mg/L)
8/12/2024	17.69	5.0	5.0	17.69	138.00	181.05	4.7333	2.20
8/13/2024	15.56	7.1	5.0	15.56	165.50	175.32	3.4666	2.13
8/14/2024	15.49	5.0	5.0	15.49	158.00	185.45	3.6500	2.03
8/15/2024	16.99	5.0	5.0	16.99	164.00	186.13	4.5333	2.41
8/16/2024	14.96	7.1	5.0	14.96	173.50	196.66	3.9000	2.13
8/17/2024	14.55	7.1	5.0	14.55	154.00	192.48	3.6250	<2.00
8/18/2024	15.31	7.1	5.0	15.31	158.00	189.03	4.5333	2.24
8/19/2024	24.77	7.1	10.0	24.77	151.00	186.02	5.2222	2.54
8/20/2024	15.91	14.1	5.0	15.91	150.00	178.46	3.6000	2.48
8/21/2024	14.96	16.1	7.1	14.96	167.00	232.30	4.8500	2.81
8/22/2024	14.58	5.0	5.0	14.58	175.00	239.13	4.8000	2.18
8/23/2024	14.76	5.0	5.0	14.76	165.00	210.17	3.6500	2.40
8/24/2024	14.53	5.0	10.0	14.53	172.00	202.05	4.6000	2.09
8/25/2024	14.38	5.0	5.0	14.38	139.00	246.27	3.5500	2.09
8/26/2024	17.09	5.0	15.0	17.09	165.00	216.86	4.8500	2.67
8/27/2024	14.87	5.0	5.0	14.87	185.00	213.73	4.5500	3.14
8/28/2024	14.81	10.2	14.6	14.81	185.00	211.63	4.4500	2.71
8/29/2024	14.44	7.1	26.0	14.44	174.50	216.79	4.8000	2.70
8/30/2024	14.29	10.0	5.0	14.29	204.16	205.04	4.1000	2.75
8/31/2024	14.10	5.0	10.0	14.10	171.50	223.66	4.5333	2.66
9/1/2024	14.33	7.1	5.0	14.33	158.00	214.49	2.7500	2.82
9/2/2024	14.15	7.1	10.0	14.15	177.00	218.97	3.8000	2.25
9/3/2024	14.32	5.0	5.0	14.32	171.00	250.79	4.1000	2.23
9/4/2024	14.23	6.3	5.0	14.23	182.00	262.62	3.8500	2.17
9/5/2024	14.21	5.0	15.5	14.21	206.50	242.62	4.3500	2.44
9/6/2024	13.94	5.0	10.0	13.94	180.00	262.86	4.2500	2.60
9/7/2024	15.79	7.1	10.0	15.79	184.00	312.38	5.2000	3.14
9/8/2024	13.83	5.0	5.0	13.83	223.00	296.54	3.9000	2.28
9/9/2024	13.42	5.0	10.0	13.42	149.00	287.15	4.3500	2.05
9/10/2024	13.56	7.1	49.0	13.56	172.00	218.67	4.6000	2.02
9/11/2024	13.59	5.0	17.5	13.59	200.00	187.33	4.8000	<2.00
9/12/2024	13.61	5.0	15.0	13.61	181.50	234.43	4.7500	2.23
9/13/2024	13.10	7.1	61.0	13.10	209.50	224.48	5.8666	3.01
9/14/2024	13.29	5.0	5.0	13.29	209.33	259.24	7.8000	2.49
9/15/2024	13.24	10.0	5.0	13.24	166.00	255.57	3.9000	2.24
9/16/2024	13.21	7.1	10.0	13.21	171.00	269.39	2.1000	2.42
9/17/2024	13.22	7.1	5.0	13.22	202.00	238.53	5.1500	2.34
9/18/2024	13.22	6.3	8.8	13.22	223.50	266.57	5.0000	2.76
9/19/2024	13.40	5.0	10.0	13.40	210.50	201.62	5.1500	3.50
9/20/2024	13.27	7.1	5.0	13.27	218.66	207.56	5.0666	3.35
9/21/2024	28.52	5.0	15.5	32.38	276.00	293.88	13.400	4.34
9/22/2024	14.31	11.4	15.0	14.31	111.50	142.42	12.500	3.46
9/23/2024	13.58	64.4	73.0	13.58	159.00	217.26	7.0500	2.27
9/24/2024	13.38	10.0	5.0	13.38	183.00	220.93	5.7000	3.12
9/25/2024	13.46	5.0	8.8	13.46	185.00	223.71	4.9500	3.35
9/26/2024	22.32	12.5	5.0	23.24	184.50	222.33	12.416	3.98
9/27/2024	14.07	43.2	134.5	14.07	158.00	169.84	9.0833	3.52
9/28/2024	12.98	7.1	15.0	12.98	158.50	182.83	5.0000	2.59
9/29/2024	12.96	12.4	5.0	12.96	140.50	203.14	3.3500	<2.00
9/30/2024	13.21	7.1	5.0	13.21	175.00	236.43	4.4500	<2.00
10/1/2024	13.28	7.1	49.0	13.28	194.00	245.13	4.4500	2.29
10/2/2024	13.35	6.3	5.0	13.35	204.00	227.80	3.9000	2.22
10/3/2024	12.93	8.7	5.0	12.93	179.00	259.04	4.5000	2.37
10/4/2024	12.78	5.0	5.0	12.78	191.50	265.12	3.9500	2.31
10/5/2024	12.89	7.1	5.0	12.89	179.50	237.79	5.5000	3.05
10/6/2024	12.95	5.0	5.0	12.95	165.00	220.12	4.6000	2.41
10/7/2024	23.86	7.1	10.0	24.10	180.50	272.83	13.375	5.21

Date	Final Effluent Flow (MGD)	Effluent □	Effluent Fecal	Influent Flow (MGD)	Raw Influent TSS (mg/L)	Raw Influent CBOD (mg/L)	Final□	Final □
		Enterococci Bacteria (MPN/100mL)	Coliform Bacteria (MPN/100mL)				Effluent TSS (mg/L)	Effluent CBOD (mg/L)
10/8/2024	13.01	18.4	106.5	13.01	144.00	204.12	5.9500	3.27
10/9/2024	12.81	6.3	10.0	12.81	198.00	240.91	4.7000	2.46
10/10/2024	12.83	5.0	31.5	12.83	187.00	221.86	5.8500	2.77
10/11/2024	12.67	14.3	10.0	12.67	178.00	203.71	5.2500	3.11
10/12/2024	12.46	10.0	5.0	12.46	186.00	233.24	4.8000	3.08
10/13/2024	13.47	7.1	5.0	13.47	170.50	229.34	5.7000	2.75
10/14/2024	13.05	7.1	5.0	13.05	205.50	229.04	4.5500	2.33
10/15/2024	12.72	8.8	5.0	12.72	161.00	219.15	4.7000	2.62
10/16/2024	12.62	5.0	7.1	12.62	180.00	203.14	5.2000	2.31
10/17/2024	12.75	5.0	5.0	12.75	202.00	228.00	5.6000	2.22
10/18/2024	12.58	25.8	60.5	12.58	176.00	218.67	5.5000	2.52
10/19/2024	12.34	5.0	5.0	12.34	203.50	228.84	6.3333	2.55
10/20/2024	12.31	7.1	80.0	12.31	171.00	226.25	4.8000	2.64
10/21/2024	12.36	5.0	42.5	12.36	172.00	223.72	4.9500	2.23
10/22/2024	12.24	11.4	5.0	12.24	189.00	223.48	5.3000	2.11
10/23/2024	12.33	5.0	5.0	12.33	219.00	224.33	4.9500	2.73
10/24/2024	12.30	31.6	10.0	12.30	198.50	218.67	5.2500	2.99
10/25/2024	12.19	7.1	5.0	12.19	189.00	220.76	5.1000	2.61
10/26/2024	12.26	7.1	5.0	12.26	183.33	219.65	5.0500	2.87
10/27/2024	12.18	7.1	5.0	12.18	183.00	231.55	5.1500	2.27
10/28/2024	12.04	12.2	5.0	12.04	181.50	244.91	5.1000	2.50
10/29/2024	12.20	28.6	5.0	12.20	195.50	282.63	6.5000	3.03
10/30/2024	13.41	6.3	5.0	13.41	267.34	270.81	6.7500	4.06
10/31/2024	11.95	47.6	66.0	11.95	215.50	295.56	6.9333	4.50
11/1/2024	11.89	48.1	43.0	11.89	189.00	289.96	8.5000	4.92
11/2/2024	12.18	40.0	15.0	12.18	207.50	268.24	9.7000	5.08
11/3/2024	12.10	5.0	5.0	12.10	162.67	243.88	7.6000	3.71
11/4/2024	11.96	5.0	10.0	11.96	181.50	262.32	7.0625	3.61
11/5/2024	12.05	7.1	5.0	12.05	215.50	257.40	6.7777	3.80
11/6/2024	11.77	10.9	5.0	11.77	217.50	265.08	6.3888	3.33
11/7/2024	11.88	5.0	10.0	11.88	214.00	236.53	7.6000	4.29
11/8/2024	11.91	7.1	5.0	11.91	198.00	214.25	7.5384	3.05
11/9/2024	11.90	7.1	5.0	11.90	209.33	283.44	9.0370	3.35
11/10/2024	11.90	7.1	10.0	11.90	183.50	244.96	6.4285	2.92
11/11/2024	12.69	7.1	5.0	12.69	185.50	255.30	6.7647	2.57
11/12/2024	11.95	17.3	5.0	11.95	178.00	296.98	9.0000	3.19
11/13/2024	11.95	7.9	5.0	11.95	216.00	*	9.7000	*
11/14/2024	12.04	7.1	14.1	12.04	206.25	214.19	7.5000	2.64
11/15/2024	11.92	18.9	5.0	11.92	195.83	216.16	7.5000	3.23
11/16/2024	12.06	10.0	5.0	12.06	206.00	279.71	8.9000	3.05
11/17/2024	12.04	10.0	5.0	12.04	179.50	243.94	8.1000	2.50
11/18/2024	11.92	10.0	7.1	11.92	215.71	292.92	6.7857	2.49
11/19/2024	11.86	10.1	7.1	11.86	207.50	242.43	7.3333	3.35
11/20/2024	12.09	10.1	7.1	12.09	220.62	302.73	7.8000	2.82
11/21/2024	33.72	9.3	10.0	46.21	285.00	283.05	31.600	6.13
11/22/2024	18.72	8.5	5.0	20.17	96.000	127.28	15.100	3.97
11/23/2024	28.11	19.5	22.7	28.21	143.00	173.12	17.166	4.38
11/24/2024	12.66	7.1	10.0	12.66	133.00	234.49	5.4286	2.70
11/25/2024	12.38	7.1	10.0	12.38	148.00	232.10	8.0000	3.20
11/26/2024	15.50	14.2	7.1	15.50	202.00	244.06	7.8667	2.92
11/27/2024	12.86	7.9	7.1	12.86	168.00	215.33	7.5714	3.49
11/28/2024	21.40	10.1	5.0	25.67	194.16	268.42	9.9000	4.43
11/29/2024	12.26	7.1	5.0	12.26	130.62	234.27	5.5714	2.86
11/30/2024	12.45	5.0	5.0	12.45	162.00	256.21	5.9285	2.80
12/1/2024	12.72	5.0	10.0	12.72	156.00	288.06	6.3125	2.93
12/2/2024	12.55	5.0	5.0	12.55	174.50	258.54	7.2667	3.05
12/3/2024	12.60	17.3	15.0	12.60	190.50	218.91	7.4118	3.13

Date	Final Effluent Flow (MGD)	Effluent □	Effluent Fecal	Influent Flow (MGD)	Raw Influent TSS (mg/L)	Raw Influent CBOD (mg/L)	Final□	Final □
		Enterococci Bacteria (MPN/100mL)	Coliform Bacteria (MPN/100mL)				Effluent TSS (mg/L)	Effluent CBOD (mg/L)
12/4/2024	12.47	8.7	5.0	12.47	195.33	230.87	12.600	4.80
12/5/2024	22.19	7.1	5.0	22.19	196.42	244.87	7.3333	3.89
12/6/2024	12.30	7.1	5.0	12.30	161.87	255.40	9.3000	4.31
12/7/2024	12.32	14.1	5.0	12.32	176.00	265.75	8.6000	4.25
12/8/2024	12.39	7.1	5.0	12.39	145.00	244.84	8.5000	3.74
12/9/2024	19.86	12.2	5.0	19.86	166.00	261.04	7.5000	4.05
12/10/2024	12.82	10.0	5.0	12.82	184.50	238.82	8.3125	3.72
12/11/2024	35.88	16.0	5.0	75.67	188.50	212.33	14.667	4.94
12/12/2024	25.34	10.0	5.0	27.78	81.000	85.99	7.3750	3.23
12/13/2024	18.33	8.7	5.0	18.33	95.000	157.71	6.9000	3.29
12/14/2024	16.74	5.0	5.0	16.74	130.00	180.45	7.4118	2.87
12/15/2024	16.46	28.6	15.5	16.46	129.00	227.49	29.281	6.65
12/16/2024	16.06	15.0	10.0	16.06	137.50	206.73	8.5185	2.83
12/17/2024	23.33	52.2	37.5	23.33	172.00	203.93	6.5833	2.93
12/18/2024	26.85	41.2	34.1	26.85	127.50	227.36	15.7000	4.78
12/19/2024	22.28	25.1	5.0	23.91	135.00	149.20	14.8000	5.19
12/20/2024	17.66	79.2	26.0	17.66	117.50	190.18	8.9000	4.19
12/21/2024	17.11	386.0	150.5	17.11	122.50	242.18	9.3750	3.92
12/22/2024	16.38	64.5	43.0	16.38	119.50	208.26	9.2857	3.98
12/23/2024	16.11	29.9	12.4	16.11	147.50	219.15	8.4286	3.53
12/24/2024	16.57	47.7	14.3	16.57	143.00	326.33	6.7333	3.08
12/25/2024	14.94	10.8	12.0	14.94	157.00	213.44	4.4286	2.17
12/26/2024	15.42	15.9	10.0	15.42	152.00	203.39	7.5000	3.16
12/27/2024	15.66	19.5	5.0	15.66	148.57	238.04	7.6000	3.47
12/28/2024	16.45	8.5	7.1	16.45	166.00	222.19	5.9286	3.34
12/29/2024	15.46	10.1	5.0	15.46	139.00	176.38	6.5333	2.93
12/30/2024	25.86	11.1	14.3	29.85	171.00	168.30	6.2500	3.15
12/31/2024	16.68	6.0	5.0	16.68	126.50	185.39	7.6428	3.28

*Analytical batch QC failure - data not reportable

SLUDGE DATA

BUCKLIN POINT

Bucklin Point Metals Loading from Final Sludge (lbs/yr)

Year	Arsenic	Beryllium	Cadmium	Chromium	Copper	Lead	Mercury	Molybdenum	Nickel	Selenium	Silver	Zinc	Cyanide
1994	16.2		35.4	655.5	3839.7	723.4	84.2		627.6		171.3	4234.5	64.3
1995			35.8	681.0	4306.7	551.8	55.9		539.8		126.2	3495.8	57.6
1996													
1997	16.0		52.9	1177.6	4589.3	1183.6	16.0		1074.4		339.8	4349.4	58.9
1998	12.2		44.8	1263.0	4743.4	1128.3	12.2		977.8		463.4	5838.9	27.7
1999	11.1		44.4	993.6	3906.8	930.3	11.1		716.9		473.0	5945.8	24.3
2000	38.3		60.8	1304.1	5164.7	1073.2	16.8	171.8	1345.4		467.7	7104.0	24.8
2001	57.8	13.6	38.6	1003.3	4132.9	900.1	12.0	167.4	985.3	44.4	371.2	6336.5	33.6
2002	43.7	6.1	27.1	755.0	4565.0	1034.3	18.0	148.9	840.7	37.6	385.8	7226.0	13.3
2003	30.2	6.6	29.2	2669.3	3439.4	772.3	10.0	69.3	868.1	32.1	273.0	5973.1	8.9
2004	27.6	7.3	45.5	851.5	3733.7	739.0	11.6	62.0	794.7	36.1	225.0	6759.2	7.6
2005	18.8	5.9	30.9	969.5	4468.6	682.1	8.9	77.4	781.5	32.5	153.0	5469.7	10.3
2006	25.5	2.0	24.4	2398.8	3657.0	713.0	6.8	37.1	1089.2	33.9	165.4	4953.9	12.0
2007	11.2	5.2	25.7	4143.3	4676.1	633.5	9.3	70.7	1389.7	14.4	177.5	5635.0	22.8
2008	8.9	14.1	23.3	5594.6	4209.5	585.4	36.0	84.7	1568.6	17.4	116.8	5519.0	27.4
2009	18.1	8.2	20.6	1054.3	3132.4	516.6	4.6	79.6	438.2	14.6	62.5	4895.0	19.3
2010	20.7	7.0	17.5	619.0	3075.2	445.7	14.4	74.3	318.1	14.6	58.1	3949.5	17.1
2011	19.3	9.0	13.9	499.9	2159.5	474.2	4.9	90.0	294.1	15.1	66.4	3583.1	14.5
2012	18.2	8.4	13.5	370.6	2502.2	370.7	4.3	84.3	269.2	16.0	56.8	3388.8	24.9
2013	21.1	1.9	11.7	349.5	2493.6	381.4	4.0	45.4	271.9	21.2	54.1	3264.5	19.6
2014	26.7	2.6	11.1	434.6	3278.0	374.7	2.9	51.7	336.3	30.4	58.0	3510.2	19.2
2015	25.4	2.3	7.4	422.7	3125.3	367.9	3.3	49.2	346.2	31.9	54.6	3620.0	21.8
2016	24.1	2.2	5.8	397.5	2872.2	365.9	3.9	54.1	347.5	28.4	80.7	3620.5	17.9
2017	19.5	2.2	7.2	682.3	2508.7	326.0	2.3	45.5	524.6	27.1	61.5	3205.9	10.5
2018	22.2	6.0	14.1	369.7	2333.5	360.7	1.5	46.9	272.7	25.4	62.8	3149.7	14.4
2019	22.7	10.1	15.2	388.1	2819.8	416.4	3.5	56.5	332.2	30.2	63.8	3429.2	19.2
2020	18.9	9.5	14.3	278.4	2641.5	400.5	2.9	54.0	242.4	27.5	87.5	3270.1	18.4
2021	19.3	9.9	14.9	284.7	2823.6	312.9	3.2	54.1	217.3	24.4	93.6	3139.0	20.3
2022	18.8	7.3	11.8	372.5	2458.5	294.3	4.5	57.8	290.4	22.0	103.6	3068.6	29.1
2023	38.3	5.4	10.0	267.1	2024.5	260.6	3.4	46.1	284.1	25.6	83.3	2858.9	10.8
2024	29.2	6.6	11.3	322.1	2236.0	287.5	6.8	51.2	391.4	30.7	180.3	3308.2	10.4

Bucklin Point Metals Concentrations in Final Sludge

Date	Sludge Dry Tons	Arsenic mg/kg	Beryllium mg/kg	Cadmium mg/kg	Chromium mg/kg	Copper mg/kg	Lead mg/kg	Mercury mg/kg	Molybdenum mg/kg	Nickel mg/kg	Selenium mg/kg	Silver mg/kg	Zinc mg/kg	Cyanide mg/kg
01/02/2024	6.06	7.81	<1.461	2.46	68	492	61.9	<0.868	11.1	74.5	5.54	19.6	681	<2.12
01/30/2024	13.21	8.16	<1.329	2.60	61.9	466	68.1	<1.84	10.3	78.1	6.45	18.7	614	<2.08
02/06/2024	6.55	7.71	<1.401	2.57	62.5	450	60.7	<1.99	10.1	79.6	6.28	17.7	580	3.22
02/27/2024	14.11	7.12	<1.508	2.75	59.6	442	62	0.467	9.98	84.7	6.40	16.4	590	5.64
03/05/2024	12.42	7.96	<1.329	2.98	66.3	485	65.1	<0.473	10.7	89.9	6.94	18.2	653	<0.897
03/26/2024	6.40	6.64	<1.106	2.18	57.1	374	54.9		8.15	71.9	5.33	23.4	497	
03/31/2024	6.68	7.03	<1.322	2.31	62.3	408	60.5	<1.91	8.60	73.1	5.01	23.3	525	<2.28
04/02/2024	7.36	6.71	<1.328	2.20	56.8	374	55.9	<1.90	8.16	71	5.13	24.3	496	<2.01
04/23/2024	11.44	7.62	<1.391	2.54	55.6	424	60.3	<1.89	10.4	70.9	6.01	32.6	569	<2.16
05/01/2024	9.77	7.72	<1.324	2.58	55.2	422	60.4	<1.05	9.21	70	5.86	31.5	593	<2.22
05/28/2024	7.42	6.87	<1.413	2.30	67.9	420	70.9	<2.06	9.90	78.8	6.93	39.3	680	<2.19
06/04/2024	7.42	6.57	<1.086	2.38	65.1	436	77.6	<1.68	10.2	71.9	6.97	39.1	713	<1.95
06/25/2024	6.89	5.59	<1.565	<2.348	70.2	458	61.5	<1.87	11.2	70.2	6.92	34	707	<2.20
07/02/2024	14.45	5.75	<1.454	2.23	72.9	456	64.4	<1.99	11.4	69.3	6.80	36.9	731	<2.11
07/30/2024	11.70	6.41	<1.528	2.43	98.6	551	65.7	<2.06	12.5	117	7.61	36.5	828	<1.58
08/06/2024	6.45	5.77	<1.572	<2.358	107	552	63	<1.92	11.9	129	7.23	42.8	842	<2.32
08/27/2024	11.24	8.52	<1.257	2.45	76.5	538	70	<2.17	11.8	86.3	7.43	42.7	900	<2.34
09/03/2024	6.55	8.53	<1.228	2.18	66.5	527	63.6	<1.75	11.5	71	7.02	37.1	878	<1.91
09/24/2024	6.55	5.94	<1.615	<2.423	55.5	525	57.9	<0.942	11.3	51.5	6.76	27.6	867	<2.22
10/01/2024	10.24	5.60	<1.513	2.39	121	588	77.1	<1.62	11.8	133	7.48	102	903	<2.28
10/28/2024	6.83	3.75	<1.537	<2.306	66	518	51.5	0.749	12.4	76.4	7.33	51.7	826	<2.21
11/05/2024	6.12	3.31	<1.443	<2.165	53.2	479	45.3	<0.275	11	74.9	6.80	39.4	776	<0.587
11/26/2024	10.47	3.01	<1.614	<2.422	64.7	531	44.4	<1.03	13.4	106	6.67	67.7	758	<2.28
12/03/2024	15.07	2.87	<1.545	<2.317	64.4	518	44.6	<0.931	13.4	107	6.31	77.3	709	<2.01
12/30/2024	8.06	2.74	<1.40	<2.10	47.3	474	53.5	0.64	11.2	69.5	5.21	48.4	642	<2.50

2024 Bucklin Point Metals Loading from Final Sludge (lbs/yr)

Bucklin Point sludge monthly mean concentrations (mg/kg)

Month	Arsenic	Beryllium	Cadmium	Chromium	Copper	Lead	Mercury	Molybdenum	Nickel	Selenium	Silver	Zinc	Cyanide
January	7.99	1.40	2.53	64.95	479.00	65.00	1.35	10.70	76.30	6.00	19.15	647.50	2.10
February	7.42	1.45	2.66	61.05	446.00	61.35	1.23	10.04	82.15	6.34	17.05	585.00	4.43
March	7.21	1.25	2.49	61.90	422.33	60.17	1.19	9.15	78.30	5.76	21.63	558.33	1.59
April	7.17	1.36	2.37	56.20	399.00	58.10	1.90	9.28	70.95	5.57	28.45	532.50	2.09
May	7.30	1.37	2.44	61.55	421.00	65.65	1.56	9.56	74.40	6.40	35.40	636.50	2.21
June	6.08	1.33	2.36	67.65	447.00	69.55	1.78	10.70	71.05	6.95	36.55	710.00	2.08
July	6.08	1.49	2.33	85.75	503.50	65.05	2.03	11.95	93.15	7.21	36.70	779.50	1.85
August	7.15	1.41	2.40	91.75	545.00	66.50	2.05	11.85	107.65	7.33	42.75	871.00	2.33
September	7.24	1.42	2.30	61.00	526.00	60.75	1.35	11.40	61.25	6.89	32.35	872.50	2.07
October	4.68	1.53	2.35	93.50	553.00	64.30	1.18	12.10	104.70	7.41	76.85	864.50	2.25
November	3.16	1.53	2.29	58.95	505.00	44.85	0.65	12.20	90.45	6.74	53.55	767.00	1.43
December	2.81	1.47	2.21	55.85	496.00	49.05	0.78	12.30	88.25	5.76	62.85	675.50	2.26

Bucklin Point sludge monthly total load (lbs/month)

Month	Arsenic	Beryllium	Cadmium	Chromium	Copper	Lead	Mercury	Molybdenum	Nickel	Selenium	Silver	Zinc	Cyanide	Sludge
January	2.81	0.49	0.89	22.82	168.32	22.84	0.48	3.76	26.81	2.11	6.73	227.53	0.74	351,400
February	2.78	0.55	1.00	22.88	167.14	22.99	0.46	3.76	30.79	2.38	6.39	219.23	1.66	374,760
March	3.03	0.53	1.05	26.04	177.64	25.31	0.50	3.85	32.93	2.42	9.10	234.85	0.67	420,620
April	2.66	0.51	0.88	20.89	148.31	21.60	0.70	3.45	26.37	2.07	10.57	197.93	0.77	371,700
May	3.69	0.69	1.24	31.16	213.14	33.24	0.79	4.84	37.67	3.24	17.92	322.23	1.12	506,260
June	2.52	0.55	0.98	28.07	185.50	28.86	0.74	4.44	29.48	2.88	15.17	294.64	0.86	414,980
July	2.83	0.69	1.09	39.94	234.53	30.30	0.94	5.57	43.39	3.36	17.09	363.09	0.86	465,800
August	2.72	0.54	0.92	34.99	207.85	25.36	0.78	4.52	41.06	2.80	16.30	332.18	0.89	381,380
September	2.27	0.45	0.72	19.11	164.75	19.03	0.42	3.57	19.18	2.16	10.13	273.28	0.65	313,220
October	1.70	0.56	0.86	34.05	201.37	23.41	0.43	4.41	38.13	2.70	27.98	314.80	0.82	364,140
November	1.12	0.54	0.81	20.89	178.93	15.89	0.23	4.32	32.05	2.39	18.97	271.76	0.51	354,320
December	1.07	0.56	0.84	21.22	188.47	18.64	0.30	4.67	33.53	2.19	23.88	256.68	0.86	379,980
Annual Total	29.21	6.65	11.26	322.06	2,235.95	287.47	6.77	51.16	391.39	30.68	180.25	3,308.21	10.40	4,698,560

***INFLUENT AND EFFLUENT
NUTRIENTS***

BUCKLIN POINT

Bucklin Point Influent and Effluent Nutrients 2024

Date	Bucklin Point Influent Nutrients							Bucklin Point Effluent Nutrients							
	Nitrite NO ₂ ppm as N	Nitrate NO ₃ ppm as N	NitrateNitrite NO ₃ NO ₂ ppm as N	Ammonia NH ₃ ppm as N	TKN ppm as N	Total Phosphorus ppm as P	Total Nitrogen ppm as N	Date	Nitrite NO ₂ ppm as N	Nitrate NO ₃ ppm as N	NitrateNitrite NO ₃ NO ₂ ppm as N	Ammonia NH ₃ ppm as N	TKN ppm as N	Total Phosphorus ppm as P	Total Nitrogen ppm as N
01/01/24	0.133	0.423	0.556	13.4	19.8		20.4	01/01/24	0.0289	1.50	1.53	0.200	0.682		2.21
01/02/24	0.125	0.421	0.546	14.3	24.3	2.62	24.8	01/02/24	0.0282	0.798	0.826	0.331	1.22	1.44	2.05
01/03/24	0.132	0.397	0.529	15	24.4		24.9	01/03/24	0.0736	1.47	1.54	0.793	1.68		3.22
01/08/24	0.121	0.611	0.732	15.1	21.7		22.4	01/08/24	0.0828	1.47	1.55	0.794	1.48		3.03
01/09/24	0.138	0.696	0.834	14.6	20.9	1.30	21.7	01/09/24	0.0460	2.71	2.76	0.901	1.99	1.68	4.75
01/10/24	0.0652	0.691	0.756	5.42	9.75		10.5	01/10/24	0.0109	4.04	4.05	<0.100	0.767		4.82
01/15/24	0.142	2.21	2.35	7.33	13.2		15.5	01/15/24	0.0182	0.475	0.493	0.304	1.43		1.92
01/16/24	0.180	2.11	2.29	8.18	11.7	1.83	14	01/16/24	0.0262	1.83	1.86	0.432	1.84	0.587	3.70
01/17/24	0.142	1.85	1.99	6.97	9.72		11.7	01/17/24	0.0364	2.12	2.16	1.05	3.06		5.22
01/22/24	0.192	1.03	1.22	10.5	19.8		21	01/22/24	0.0391	0.541	0.580	1.16	2.84		3.42
01/23/24	0.177	1.03	1.21	10.3	18.2	1.97	19.4	01/23/24	0.0163	0.200	0.216	1.55	2.94	1.08	3.16
01/24/24	0.150	0.940	1.09	10.1	18.7		19.8	01/24/24	0.0420	0.877	0.919	2.21	3.75		4.67
01/29/24	0.133	1.27	1.40	8.22	9.70		11.1	01/29/24	0.0561	1.46	1.52	1.81	3.36		4.88
01/30/24	0.166	1.29	1.46	10.4	17.5	1.72	19	01/30/24	0.0342	1.02	1.05	5.38	7.30	1.69	8.35
01/31/24	0.182	1.22	1.40	10.6	18.3		19.7	01/31/24	0.0412	1.10	1.14	4.22	5.95		7.09
02/05/24	0.172	0.759	0.931	13.0	19.9		20.8	02/05/24	0.0278	2.10	2.13	0.859	2.19		4.32
02/06/24	0.159	0.841	1.00	13.2	19.5	2.23	20.5	02/06/24	0.0209	1.74	1.76	0.604	2.00	1.30	3.76
02/07/24	0.154	0.504	0.658	13.8	15.1		15.8	02/07/24	0.0318	3.73	3.76	0.557	2.06		5.82
02/12/24	0.134	0.281	0.415	15.4	30.7		31.1	02/12/24	0.0348	0.446	0.481	1.29	3.68		4.16
02/13/24	0.135	0.341	0.476	15.9	32.2	3.15	32.7	02/13/24	0.0460	1.71	1.76	2.37	4.43	1.81	6.19
02/14/24	0.122	0.684	0.806	14.0	26.0		26.8	02/14/24	0.0422	1.80	1.84	2.56	4.34		6.18
02/19/24	0.131	0.351	0.482	16.3	30.0		30.5	02/19/24	0.0379	1.20	1.24	0.539	2.51		3.75
02/20/24	0.126	0.263	0.389	15.8	29.0	3.10	29.4	02/20/24	0.0854	2.03	2.12	0.813	3.03	2.64	5.15
02/21/24	0.127	0.557	0.684	16.8	32.2		32.9	02/21/24	0.0826	2.58	2.66	0.589	2.72		5.38
02/26/24	0.119	0.425	0.544	18.0	33.5		34	02/26/24	0.0695	2.31	2.38	0.330	2.38		4.76
02/27/24	0.109	0.512	0.621	17.4	32.7	3.57	33.3	02/27/24	0.0453	1.55	1.60	0.494	2.57	2.55	4.17
02/28/24	0.0771	0.515	0.592	12.2	23.3		23.9	02/28/24	0.0525	2.01	2.06	2.40	3.96		6.02
03/04/24	0.137	1.16	1.30	11.6	21.1		22.4	03/04/24	0.0969	2.22	2.32	0.370	2.00		4.32
03/05/24	0.151	1.18	1.33	13.0	24.2	3.12	25.5	03/05/24	0.0745	2.89	2.96	0.438	2.12	1.42	5.08
03/06/24	0.124	1.12	1.24	11.5	21.8		23	03/06/24	0.0911	3.32	3.41	0.672	2.52		5.93
03/11/24	0.122	1.71	1.83	7.37	10.2		12	03/11/24	0.164	2.44	2.60	0.680	2.25		4.85
03/12/24	0.140	1.77	1.91	8.50	13.5	1.29	15.4	03/12/24	0.0986	2.40	2.50	0.621	2.58	1.00	5.08
03/13/24	0.148	1.56	1.71	9.32	15.6		17.3	03/13/24	0.0558	1.43	1.49	0.667	2.55		4.04
03/18/24	0.192	0.858	1.05	11.4	19.6		20.6	03/18/24	0.0573	1.94	2.00	<0.100	1.83		3.83
03/19/24	0.179	0.881	1.06	11.7	20.1	2.02	21.2	03/19/24	0.0586	1.74	1.80	0.160	1.87	1.41	3.67
03/20/24	0.165	0.790	0.955	12.2	22.4		23.4	03/20/24	0.0494	1.58	1.63	0.109	1.89		3.52
03/25/24	0.0990	1.92	2.02	6.89	10.7		12.7	03/25/24	0.0719	3.47	3.54	0.304	2.44		5.98
03/26/24	0.121	1.91	2.03	7.54	10.2	1.94	12.2	03/26/24	0.0525	2.21	2.26	0.467	2.41	1.14	4.67
03/27/24	0.119	1.75	1.87	8.24	14.3		16.2	03/27/24	0.0529	1.28	1.33	0.776	2.57		3.90
04/01/24	0.176	1.49	1.67	7.24	13.4		15.1	04/01/24	0.195	2.23	2.43	0.281	1.78		4.21
04/02/24	0.184	1.39	1.57	8.19	15.6	2.35	17.2	04/02/24	0.117	1.17	1.29	0.550	3.14	1.25	4.43

Bucklin Point Influent and Effluent Nutrients 2024

Date	Bucklin Point Influent Nutrients							Bucklin Point Effluent Nutrients							
	Nitrite NO ₂ ppm as N	Nitrate NO ₃ ppm as N	NitrateNitrite NO ₃ NO ₂ ppm as N	Ammonia NH ₃ ppm as N	TKN ppm as N	Total Phosphorus ppm as P	Total Nitrogen ppm as N	Date	Nitrite NO ₂ ppm as N	Nitrate NO ₃ ppm as N	NitrateNitrite NO ₃ NO ₂ ppm as N	Ammonia NH ₃ ppm as N	TKN ppm as N	Total Phosphorus ppm as P	Total Nitrogen ppm as N
04/03/24	0.129	1.24	1.37	7.30	14.9		16.3	04/03/24	0.144	1.97	2.11	0.160	2.12		4.23
04/08/24	0.157	1.24	1.40	7.60	14.2		15.6	04/08/24	0.0497	0.402	0.452	<0.100	1.95		2.40
04/09/24	0.170	1.15	1.32	8.35	16.2	1.45	17.5	04/09/24	0.104	0.596	0.700	0.375	2.06	1.06	2.76
04/10/24	0.156	0.974	1.13	8.96	16.1		17.2	04/10/24	0.0825	0.719	0.802	0.200	1.74		2.54
04/15/24	0.153	1.05	1.20	9.40	17.1		18.3	04/15/24	0.0340	0.412	0.446	<0.100	2.22		2.67
04/16/24	0.163	0.957	1.12	9.98	18.1	1.88	19.2	04/16/24	0.117	0.825	0.942	<0.100	1.99	1.10	2.93
04/17/24	0.175	0.935	1.11	10.2	19.1		20.2	04/17/24	0.0899	1.38	1.47	<0.100	1.71		3.18
04/22/24	0.219	0.674	0.893	12.1	17.7		18.6	04/22/24	0.0495	1.31	1.36	<0.100	1.78		3.14
04/23/24	0.144	0.683	0.827	12.2	19.6	2.31	20.4	04/23/24	0.183	2.58	2.76	0.597	1.83	1.78	4.59
04/24/24	0.119	0.642	0.761	11.7	21.0		21.8	04/24/24	0.157	3.28	3.44	0.555	1.76		5.20
04/29/24	0.108	0.385	0.493	13.1	23.9		24.4	04/29/24	0.225	2.48	2.71	<0.100	1.95		4.66
04/30/24	0.102	0.409	0.511	14.3	27.5	3.70	28.0	04/30/24	0.0843	2.19	2.27	0.110	2.32	2.36	4.59
05/01/24	0.0894	0.438	0.527	14.1	24.8		25.3	05/01/24	0.122	2.03	2.15	<0.100	2.11		4.26
05/06/24	0.0808	0.512	0.593	12.5	23.5		24.1	05/06/24	0.0812	0.837	0.918	0.342	2.53		3.45
05/07/24	0.0880	0.537	0.625	15.1	26.0	2.72	26.6	05/07/24	0.152	1.01	1.16	<0.100	1.79	1.26	2.95
05/08/24	0.0958	0.442	0.538	12.1	20.1		20.6	05/08/24	0.0799	0.878	0.958	0.155	1.12		2.08
05/13/24	0.251	<0.100	0.299	16.5	26.7		27.0	05/13/24	0.0395	1.83	1.87	<0.100	2.39		4.26
05/14/24	0.125	0.210	0.335	15.9	25.7	2.55	26.0	05/14/24	0.0492	4.29	4.34	<0.100	1.86	2.33	6.20
05/15/24	0.143	0.234	0.377	15.8	27.7		28.1	05/15/24	0.0280	2.14	2.17	<0.100	2.47		4.64
05/20/24	0.322	0.164	0.486	14.0	22.7		23.2	05/20/24	0.0430	2.37	2.41	<0.100	1.07		3.48
05/21/24	0.207	0.235	0.442	14.1	23.4	2.31	23.8	05/21/24	0.0605	2.85	2.91	<0.100	1.71	2.33	4.62
05/22/24	0.0727	0.274	0.347	15.2	24.1		24.4	05/22/24	0.0621	3.30	3.36	<0.100	2.10		5.46
05/27/24	0.135	0.274	0.409	13.5	22.6		23.0	05/27/24	0.0416	1.82	1.86	<0.100	1.16		3.02
05/28/24	0.117	0.348	0.465	12.4	14.9	3.60	15.4	05/28/24	0.0424	1.61	1.65	<0.100	1.04	1.73	2.69
05/29/24	0.0859	0.366	0.452	13.5	22.1		22.6	05/29/24	0.0508	2.76	2.81	<0.100	1.46		4.27
06/03/24	0.0630	0.168	0.231	13.0	22.5		22.7	06/03/24	0.0496	1.48	1.53	<0.100	0.807		2.34
06/04/24	0.0777	0.193	0.271	14.0	23.6	3.00	23.9	06/04/24	0.0378	1.74	1.78	<0.100	1.14	1.20	2.92
06/05/24	0.0914	0.187	0.278	14.2	19.5		19.8	06/05/24	0.0382	2.56	2.60	<0.100	1.45		4.05
06/10/24	0.310	0.108	0.418	14.0	23.1		23.5	06/10/24	0.0594	3.11	3.17	<0.100	1.25		4.42
06/11/24	0.289	0.126	0.415	14.6	25.5	2.82	25.9	06/11/24	0.0307	2.30	2.33	<0.100	1.27	1.62	3.60
06/12/24	0.321	<0.100	0.354	15.5	26.0		26.4	06/12/24	0.0267	1.82	1.85	<0.100	0.747		2.60
06/17/24	0.247	<0.100	0.173	17.1	24.6		24.8	06/17/24	0.0163	0.753	0.769	0.180	1.36		2.13
06/18/24	0.409	<0.100	0.340	17.6	26.2	3.37	26.5	06/18/24	0.0229	1.16	1.18	<0.100	1.20	0.884	2.38
06/19/24	0.0375	0.169	0.207	15.4	20.4		20.6	06/19/24	0.0220	1.55	1.57	<0.100	0.998		2.57
06/24/24	0.106	<0.100	<0.100	16.5	23.7		23.7	06/24/24	0.0263	1.60	1.63	<0.100	1.75		3.38
06/25/24	0.0509	0.139	0.190	17.3	26.2	3.00	26.4	06/25/24	0.0133	0.336	0.349	3.53	5.16	3.97	5.51
06/26/24	0.0463	0.108	0.154	17.6	25.7		25.9	06/26/24	<0.010	0.659	0.659	1.35	2.89		3.55
07/01/24	0.0751	<0.100	<0.100	16.7	28.7		28.7	07/01/24	0.0203	1.17	1.19	<0.100	1.18		2.37
07/02/24	0.192	<0.100	<0.100	17.4	29.0	3.20	29.0	07/02/24	0.0280	2.25	2.28	<0.100	1.27	1.65	3.55
07/03/24	0.0634	<0.100	<0.100	17.3	28.5		28.5	07/03/24	0.0335	3.76	3.79	<0.100	1.35		5.14
07/08/24	0.517	<0.100	0.389	17.2	28.7		29.1	07/08/24	0.0199	0.493	0.513	0.337	1.38		1.89

Bucklin Point Influent and Effluent Nutrients 2024

Date	Bucklin Point Influent Nutrients							Bucklin Point Effluent Nutrients							
	Nitrite NO ₂ ppm as N	Nitrate NO ₃ ppm as N	NitrateNitrite NO ₃ NO ₂ ppm as N	Ammonia NH ₃ ppm as N	TKN ppm as N	Total Phosphorus ppm as P	Total Nitrogen ppm as N	Date	Nitrite NO ₂ ppm as N	Nitrate NO ₃ ppm as N	NitrateNitrite NO ₃ NO ₂ ppm as N	Ammonia NH ₃ ppm as N	TKN ppm as N	Total Phosphorus ppm as P	Total Nitrogen ppm as N
07/09/24	0.692	<0.100	0.730	18.3	31.5	3.70	32.2	07/09/24	0.0257	1.14	1.17	0.240	1.52	1.83	2.69
07/10/24	0.816	<0.100	0.608	18.1	30.5		31.1	07/10/24	0.0295	2.64	2.67	0.243	1.95		4.62
07/15/24	0.921	<0.100	0.721	17.3	29.7		30.4	07/15/24	0.0231	1.31	1.33	<0.100	1.38		2.71
07/16/24	0.998	<0.100	1.09	16.9	30.2	3.57	31.3	07/16/24	0.0314	2.42	2.45	0.466	1.73	2.14	4.18
07/17/24	0.938	<0.100	0.858	17.4	30.7		31.6	07/17/24	0.0207	2.01	2.03	0.551	2.65		4.68
07/22/24	0.243	<0.100	<0.100	18.5	33.0		33.0	07/22/24	0.0369	1.19	1.23	0.505	2.66		3.89
07/23/24	0.0153	<0.100	<0.100	20.4	32.5	3.75	32.5	07/23/24	0.0584	2.18	2.24	0.302	2.52	2.66	4.76
07/24/24	0.0192	<0.100	<0.100	19.4	31.0		31.0	07/24/24	0.0422	2.22	2.26	0.128	1.92		4.18
07/29/24	0.0971	<0.100	<0.100	15.7	26.7		26.7	07/29/24	0.0722	2.53	2.60	0.151	1.05		3.65
07/30/24	0.0516	<0.100	0.117	20.6	33.0	3.60	33.1	07/30/24	0.0792	2.42	2.50	0.108	1.28	2.48	3.78
07/31/24	0.0450	<0.100	<0.100	20.4	32.9		32.9	07/31/24	0.0832	3.71	3.79	0.444	1.98		5.77
08/05/24	0.125	<0.100	<0.100	18.3	30.0		30.0	08/05/24	0.102	2.31	2.41	0.176	1.44		3.85
08/06/24	0.145	<0.100	0.166	16.6	27.8	2.04	28.0	08/06/24	0.0770	2.55	2.63	0.219	1.60	2.52	4.23
08/07/24	0.173	0.110	0.283	17.2	26.7		27.0	08/07/24	0.0959	3.16	3.26	<0.100	1.36		4.62
08/12/24	0.184	<0.100	0.111	24.5	34.5		34.6	08/12/24	0.0993	1.96	2.06	0.449	1.42		3.48
08/13/24	0.339	<0.100	0.242	19.2	30.2	2.36	30.4	08/13/24	0.112	2.55	2.66	0.187	1.23	1.84	3.89
08/14/24	0.494	<0.100	0.439	20.5	28.8		29.2	08/14/24	0.111	2.65	2.76	0.180	1.39		4.15
08/19/24	0.364	<0.100	0.374	18.2	27.6		28.0	08/19/24	0.142	1.71	1.85	0.136	1.51		3.36
08/20/24	0.0317	0.131	0.163	20.1	26.7	2.43	26.9	08/20/24	0.140	2.27	2.41	0.123	1.39	1.96	3.80
08/21/24	0.0165	<0.100	<0.100	22.0	34.8		34.8	08/21/24	0.117	1.87	1.99	0.107	1.52		3.51
08/26/24	0.0106	<0.100	<0.100	22.4	32.4		32.4	08/26/24	0.122	1.76	1.88	0.291	1.43		3.31
08/27/24	0.0362	<0.100	0.129	20.6	30.9	2.66	31.0	08/27/24	0.154	2.52	2.67	0.112	1.34	2.09	4.01
08/28/24	0.0139	<0.100	<0.100	22.0	38.9		38.9	08/28/24	0.145	3.01	3.16	0.120	1.60		4.76
09/02/24	0.0129	<0.100	<0.100	24.9	40.1		40.1	09/02/24	0.0862	1.97	2.06	<0.100	1.30		3.36
09/03/24	<0.010	<0.100	<0.100	23.6	36.5	2.69	36.5	09/03/24	0.0759	1.91	1.99	<0.100	1.51	1.56	3.50
09/04/24	0.0155	<0.100	<0.100	24.6	37.6		37.6	09/04/24	0.0970	2.68	2.78	0.121	1.57		4.35
09/09/24	0.0168	<0.100	<0.100	26.0	34.4		34.4	09/09/24	0.0511	1.24	1.29	<0.100	1.33		2.62
09/10/24	0.121	<0.100	0.112	26.2	36.2	3.12	36.3	09/10/24	0.0951	2.72	2.82	<0.100	1.46	0.488	4.28
09/11/24	0.148	<0.100	<0.100	26.4	42.3		42.3	09/11/24	0.104	3.01	3.11	<0.100	1.73		4.84
09/16/24	0.0414	<0.100	<0.100	24.4	34.9		34.9	09/16/24	0.0517	1.29	1.34	0.127	1.52		2.86
09/17/24	0.0123	<0.100	<0.100	27.9	42.0	3.53	42.0	09/17/24	0.0731	2.37	2.44	0.849	1.47	2.56	3.91
09/18/24	0.0135	<0.100	<0.100	32.2	42.1		42.1	09/18/24	0.0828	2.33	2.41	0.128	2.08		4.49
09/23/24	0.0172	<0.100	<0.100	27.1	40.6		40.6	09/23/24	0.0724	2.17	2.24	0.142	1.69		3.93
09/24/24	0.0330	<0.100	<0.100	28.3	42.9	5.40	42.9	09/24/24	0.176	1.42	1.60	1.08	2.96	2.97	4.56
09/25/24	0.0235	<0.100	<0.100	28.3	45.2		45.2	09/25/24	0.126	2.15	2.28	0.667	2.32		4.60
09/30/24	0.0179	<0.100	<0.100	27.2	48.0		48.0	09/30/24	0.0670	2.48	2.55	<0.100	1.63		4.18
10/01/24	0.0218	<0.100	<0.100	26.7	49.2	5.75	49.2	10/01/24	0.0657	3.04	3.11	0.109	1.55	2.50	4.66
10/02/24	0.0194	<0.100	<0.100	26.5	37.5		37.5	10/02/24	0.0825	3.27	3.35	<0.100	1.35		4.70
10/07/24	0.0225	<0.100	<0.100	22.2	35.1		35.1	10/07/24	0.0422	1.18	1.22	0.355	2.42		3.64
10/08/24	0.158	<0.100	0.198	22.9	32.2	2.53	32.4	10/08/24	0.0614	2.01	2.07	0.138	1.78	1.54	3.85
10/09/24	0.0992	<0.100	<0.100	27.1	43.0		43.0	10/09/24	0.0557	2.43	2.49	0.135	1.57		4.06

Bucklin Point Influent and Effluent Nutrients 2024

Bucklin Point Influent Nutrients								Bucklin Point Effluent Nutrients							
	Nitrite NO ₂	Nitrate NO ₃	NitrateNitrite NO ₃ NO ₂	Ammonia NH ₃	TKN	Total Phosphorus	Total Nitrogen		Nitrite NO ₂	Nitrate NO ₃	NitrateNitrite NO ₃ NO ₂	Ammonia NH ₃	TKN	Total Phosphorus	Total Nitrogen
Date	ppm as N	ppm as N	ppm as N	ppm as N	ppm as N	ppm as P	ppm as N	Date	ppm as N	ppm as N	ppm as N	ppm as N	ppm as N	ppm as P	ppm as N
10/14/24	0.0289	0.110	0.139	25.4	37.4		37.5	10/14/24	0.0541	2.45	2.50	<0.100	1.65		4.15
10/15/24	0.0146	<0.100	<0.100	26.2	42.9	3.30	42.9	10/15/24	0.0551	3.03	3.09	<0.100	1.75	2.48	4.84
10/16/24	0.157	<0.100	<0.100	27.2	48.1		48.1	10/16/24	0.0440	2.77	2.81	<0.100	1.94		4.75
10/21/24	0.0417	<0.100	<0.100	26.2	40.2		40.2	10/21/24	0.0807	2.29	2.37	<0.100	1.44		3.81
10/22/24	0.431	<0.100	0.441	27.1	39.8	3.31	40.2	10/22/24	0.0763	3.60	3.68	<0.100	1.45	2.38	5.13
10/23/24	0.0130	<0.100	<0.100	28.3	50.7		50.7	10/23/24	0.0798	4.37	4.45	<0.100	1.76		6.21
10/28/24	0.0188	<0.100	<0.100	30.4	42.3		42.3	10/28/24	0.0582	3.05	3.11	<0.100	1.72		4.83
10/29/24	0.0124	<0.100	<0.100	27.8	43.4	3.49	43.4	10/29/24	0.0783	1.68	1.76	<0.100	2.22	2.75	3.98
10/30/24	0.0108	<0.100	<0.100	28.4	42.7		42.7	10/30/24	0.0719	1.87	1.94	0.146	2.16		4.10
11/04/24	0.0181	<0.100	<0.100	28.4	41.4		41.4	11/04/24	0.0564	2.34	2.40	1.89	5.72		8.12
11/05/24	0.0196	<0.100	<0.100	29.4	48.5	4.57	48.5	11/05/24	0.0855	3.42	3.51	1.24	5.01	2.86	8.52
11/06/24	0.0146	<0.100	<0.100	29.3	42.9		42.9	11/06/24	0.0842	2.57	2.65	0.460	4.24		6.89
11/11/24	0.0202	<0.100	<0.100	26.8	43.9		43.9	11/11/24	0.0915	3.78	3.87	0.515	4.19		8.06
11/12/24	0.0166	<0.100	<0.100	26.1	39.2	4.25	39.2	11/12/24	0.0667	2.63	2.70	0.194	4.10	2.52	6.80
11/13/24	0.0127	<0.100	<0.100	28.1	43.1		43.1	11/13/24	0.0766	3.79	3.87	1.02	4.98		8.85
11/18/24	0.0156	<0.100	<0.100	28.0	46.1		46.1	11/18/24	0.0890	2.42	2.51	0.172	3.36		5.87
11/19/24	0.0320	<0.100	<0.100	27.8	43.9	3.56	43.9	11/19/24	0.105	4.64	4.75	0.721	4.03	5.13	8.78
11/20/24	0.0199	<0.100	<0.100	26.8	40.3		40.3	11/20/24	0.113	4.44	4.55	0.683	3.81		8.36
11/25/24	0.0189	<0.100	<0.100	28.7	33.3		33.3	11/25/24	0.139	1.70	1.84	1.42	4.33		6.17
11/26/24	0.0107	<0.100	<0.100	28.2	48.8	4.29	48.8	11/26/24	0.225	1.75	1.98	2.51	4.97	3.38	6.95
11/27/24	0.0386	0.100	0.139	25.2	38.9		39.0	11/27/24	0.145	2.42	2.57	0.838	2.97		5.54
12/02/24	0.0163	<0.100	<0.100	28.9	49.0		49.0	12/02/24	0.105	4.29	4.40	1.16	4.31		8.71
12/03/24	0.0269	<0.100	<0.100	28.9	49.0	4.82	49.0	12/03/24	0.0827	6.09	6.17	0.414	3.50	4.22	9.67
12/04/24	0.0161	<0.100	<0.100	29.2	45.1		45.1	12/04/24	0.129	7.73	7.86	1.08	4.31		12.2
12/09/24	0.0155	<0.100	<0.100	28.4	47.1		47.1	12/09/24	0.0856	1.39	1.48	1.83	4.51		5.99
12/10/24	0.0344	0.212	0.246	21.9	37.9	3.25	38.1	12/10/24	0.102	2.51	2.61	0.692	3.70	2.34	6.31
12/11/24	0.0309	0.165	0.196	17.9	34.1		34.3	12/11/24	0.0660	1.61	1.68	0.421	2.94		4.62
12/16/24	0.0904	0.189	0.279	22.8	42.7		43.0	12/16/24	0.0902	1.85	1.94	0.738	2.49		4.43
12/17/24	0.0674	0.274	0.341	19.5	28.0	3.25	28.3	12/17/24	0.178	2.63	2.81	1.93	3.63	2.48	6.44
12/18/24	0.0776	0.283	0.361	19.8	36.1		36.5	12/18/24	0.116	1.79	1.91	1.28	4.15		6.06
12/23/24	0.0957	<0.100	0.154	19.9	38.9		39.1	12/23/24	0.127	1.46	1.59	1.17	3.53		5.12
12/24/24	0.0390	0.172	0.211	19.9	23.5	3.62	23.7	12/24/24	0.0959	1.19	1.29	0.795	3.15	2.01	4.44
12/25/24	0.0154	<0.100	<0.100	22.8	39.5		39.5	12/25/24	0.0850	1.73	1.82	0.701	2.52		4.34
12/30/24	0.0562	0.101	0.157	17.8	19.8		20.0	12/30/24	0.0908	1.59	1.68	0.516	2.04		3.72
12/31/24	0.0699	0.438	0.508	19.9	25.7	2.28	26.2	12/31/24	0.110	2.34	2.45	0.945	2.37	2.13	4.82

SEPTAGE DATA

BUCKLIN POINT

Septage Monitoring Data - 2024 Results in ppm

Sample No.	Date	Cd	Cd (MDL)	Cr	Cr (MDL)	Cu	Cu (MDL)	Pb	Pb (MDL)	Ni	Ni (MDL)	Ag	Ag (MDL)	Zn	Zn (MDL)
CB49181-BP-SEPTAGE	1/2/2024	0.03481	0.015	0.2252	0.075	22.72	0.02	0.7104	0.075	0.2862	0.05	0.03226	0.025	25.95	0.12
CB49182-BP-SEPTAGE	1/3/2024	0.04642	0.015	0.2715	0.075	13.27	0.02	0.5452	0.075	0.3526	0.05	<0.025	0.025	30.63	0.12
CB49183-BP-SEPTAGE	1/5/2024	<0.015	0.015	0.1202	0.075	13.11	0.02	0.6409	0.075	0.1270	0.05	<0.025	0.025	15.57	0.06
CB49693-BP-SEPTAGE	1/10/2024	<0.015	0.015	<0.075	0.075	4.539	0.02	0.3091	0.075	0.09634	0.05	<0.025	0.025	7.830	0.06
CB49694-BP-SEPTAGE	1/11/2024	0.02843	0.015	0.1426	0.075	7.950	0.02	0.5064	0.075	0.2460	0.05	0.02941	0.025	17.74	0.06
CB49695-BP-SEPTAGE	1/12/2024	0.02062	0.015	0.1113	0.075	17.30	0.02	0.6742	0.075	0.1938	0.05	<0.025	0.025	16.52	0.06
CB50347-BP-SEPTAGE	1/16/2024	<0.015	0.015	<0.075	0.075	0.9129	0.02	<0.075	0.075	<0.050	0.05	<0.025	0.025	2.269	0.06
CB50348-BP-SEPTAGE	1/17/2024	<0.015	0.015	<0.075	0.075	0.4661	0.02	<0.075	0.075	<0.050	0.05	<0.025	0.025	0.9522	0.06
CB50349-BP-SEPTAGE	1/19/2024	<0.015	0.015	<0.075	0.075	2.629	0.02	<0.075	0.075	<0.050	0.05	<0.025	0.025	5.313	0.06
CB50802-BP-SEPTAGE	1/24/2024	<0.015	0.015	<0.075	0.075	0.7911	0.02	<0.075	0.075	<0.050	0.05	<0.025	0.025	3.807	0.06
CB50803-BP-SEPTAGE	1/25/2024	0.03206	0.015	0.2034	0.075	7.120	0.02	0.5322	0.075	0.2573	0.05	<0.025	0.025	27.19	0.12
CB50804-BP-SEPTAGE	1/26/2024	<0.015	0.015	<0.075	0.075	0.9916	0.02	<0.075	0.075	<0.050	0.05	<0.025	0.025	3.657	0.06
CB51269-BP-SEPTAGE	1/30/2024	<0.150	0.15	<0.750	0.75	31.75	0.2	<0.750	0.75	<0.500	0.5	<0.250	0.25	23.20	0.6
CB51270-BP-SEPTAGE	2/1/2024	0.02357	0.015	0.08770	0.075	15.99	0.02	0.2666	0.075	0.1542	0.05	<0.025	0.025	14.20	0.06
CB51271-BP-SEPTAGE	2/2/2024	0.02085	0.015	0.1667	0.075	13.55	0.02	0.4226	0.075	0.3414	0.05	<0.025	0.025	17.23	0.06
CB51789-BP-SEPTAGE	2/5/2024	<0.015	0.015	<0.075	0.075	3.821	0.02	0.1544	0.075	0.07837	0.05	<0.025	0.025	8.390	0.06
CB51790-BP-SEPTAGE	2/6/2024	0.03617	0.015	0.5503	0.075	9.695	0.02	0.5627	0.075	0.2321	0.05	0.04178	0.025	21.21	0.06
CB51791-BP-SEPTAGE	2/7/2024	0.01741	0.015	0.1398	0.075	7.437	0.02	0.3545	0.075	0.2419	0.05	0.04240	0.025	16.03	0.06
CB52357-BP-SEPTAGE	2/12/2024	<0.015	0.015	<0.075	0.075	0.8449	0.02	<0.075	0.075	<0.050	0.05	<0.025	0.025	4.873	0.06
CB52358-BP-SEPTAGE	2/14/2024	0.03092	0.015	0.2411	0.075	17.19	0.02	0.8026	0.075	0.2960	0.05	<0.025	0.025	19.90	0.06
CB52359-BP-SEPTAGE	2/16/2024	0.03721	0.015	0.4551	0.075	15.33	0.02	0.2552	0.075	0.3367	0.05	<0.025	0.025	19.27	0.06
CB52769-BP-SEPTAGE	2/20/2024	0.01594	0.015	0.1107	0.075	8.252	0.02	0.2574	0.075	0.1252	0.05	<0.025	0.025	11.26	0.06
CB52770-BP-SEPTAGE	2/21/2024	<0.015	0.015	0.07822	0.075	5.585	0.02	0.1794	0.075	0.08996	0.05	<0.025	0.025	8.295	0.06
CB52771-BP-SEPTAGE	2/22/2024	0.03719	0.015	0.2699	0.075	29.55	0.02	0.9559	0.075	0.8662	0.05	0.04748	0.025	32.96	0.12
CB53351-BP-SEPTAGE	2/26/2024	<0.015	0.015	<0.075	0.075	1.784	0.02	0.07804	0.075	0.06559	0.05	<0.025	0.025	7.977	0.06
CB53352-BP-SEPTAGE	2/27/2024	<0.015	0.015	<0.075	0.075	1.108	0.02	<0.075	0.075	<0.050	0.05	<0.025	0.025	3.651	0.06
CB53353-BP-SEPTAGE	2/28/2024	<0.015	0.015	<0.075	0.075	0.3077	0.02	<0.075	0.075	<0.050	0.05	<0.025	0.025	2.317	0.06
CB53853-BP-SEPTAGE	3/7/2024	<0.015	0.015	<0.075	0.075	1.023	0.02	<0.075	0.075	0.05287	0.05	<0.025	0.025	4.013	0.06
CB53854-BP-SEPTAGE	3/8/2024	<0.015	0.015	<0.075	0.075	0.3861	0.02	<0.075	0.075	<0.050	0.05	<0.025	0.025	1.936	0.06
CB53855-BP-SEPTAGE	3/9/2024	<0.015	0.015	<0.075	0.075	0.4524	0.02	<0.075	0.075	<0.050	0.05	<0.025	0.025	2.248	0.06
CB54403-BP-SEPTAGE	3/11/2024	0.03188	0.015	0.2137	0.075	5.278	0.02	0.7011	0.075	0.2001	0.05	<0.025	0.025	14.21	0.06
CB54402-BP-SEPTAGE	3/13/2024	0.04384	0.015	0.2838	0.075	15.76	0.02	0.9792	0.075	0.3318	0.05	0.05062	0.025	33.53	0.12
CB54401-BP-SEPTAGE	3/15/2024	0.02208	0.015	0.1432	0.075	11.57	0.02	0.2434	0.075	0.1846	0.05	<0.025	0.025	17.26	0.06
CB54816-BP-SEPTAGE	3/18/2024	0.01991	0.015	0.09430	0.075	6.503	0.02	0.6153	0.075	0.1155	0.05	<0.025	0.025	12.12	0.06
CB54817-BP-SEPTAGE	3/19/2024	0.04619	0.015	0.2962	0.075	30.60	0.02	1.118	0.075	0.3669	0.05	0.05952	0.025	31.95	0.06
CB54818-BP-SEPTAGE	3/20/2024	0.07433	0.015	0.1937	0.075	10.17	0.02	0.8817	0.075	0.1741	0.05	<0.025	0.025	18.67	0.06
CB55442-BP-SEPTAGE	3/25/2024	0.02131	0.015	0.1326	0.075	5.310	0.02	0.2415	0.075	0.2041	0.05	<0.025	0.025	17.37	0.06

Sample No.	Date	Cd	Cd (MDL)	Cr	Cr (MDL)	Cu	Cu (MDL)	Pb	Pb (MDL)	Ni	Ni (MDL)	Ag	Ag (MDL)	Zn	Zn (MDL)
CB55443-BP-SEPTAGE	3/27/2024	<0.015	0.015	<0.075	0.075	5.710	0.02	0.1933	0.075	0.09482	0.05	<0.025	0.025	10.28	0.06
CB55444-BP-SEPTAGE	3/29/2024	0.02787	0.015	0.1602	0.075	5.302	0.02	1.061	0.075	0.2125	0.05	<0.025	0.025	15.77	0.06
CB55970-BP-SEPTAGE	4/1/2024	0.01536	0.015	0.08398	0.075	5.180	0.02	0.9247	0.075	0.1136	0.05	<0.025	0.025	9.950	0.06
CB55971-BP-SEPTAGE	4/2/2024	0.02109	0.015	0.1321	0.075	10.25	0.02	0.6549	0.075	0.1814	0.05	<0.025	0.025	20.35	0.06
CB55972-BP-SEPTAGE	4/3/2024	0.03096	0.015	0.2108	0.075	9.457	0.02	0.7403	0.075	0.6188	0.05	<0.025	0.025	32.82	0.12
CB56733-BP-SEPTAGE	4/8/2024	0.01892	0.015	0.1801	0.075	7.300	0.02	0.4063	0.075	0.2197	0.05	<0.025	0.025	16.75	0.06
CB56734-BP-SEPTAGE	4/11/2024	<0.015	0.015	0.1314	0.075	16.77	0.02	0.1671	0.075	0.1243	0.05	<0.025	0.025	15.15	0.06
CB56735-BP-SEPTAGE	4/13/2024	<0.015	0.015	<0.075	0.075	0.2453	0.02	<0.075	0.075	<0.050	0.05	<0.025	0.025	1.050	0.06
CB57090-BP-SEPTAGE	4/15/2024	<0.015	0.015	<0.075	0.075	3.516	0.02	0.1295	0.075	0.06936	0.05	<0.025	0.025	7.370	0.06
CB57091-BP-SEPTAGE	4/16/2024	<0.015	0.015	<0.075	0.075	1.450	0.02	0.1449	0.075	0.07987	0.05	<0.025	0.025	8.898	0.06
CB57092-BP-SEPTAGE	4/17/2024	<0.015	0.015	<0.075	0.075	0.6287	0.02	<0.075	0.075	<0.050	0.05	<0.025	0.025	3.233	0.06
CB57714-BP-SEPTAGE	4/22/2024	0.02780	0.015	0.1641	0.075	15.85	0.02	0.3757	0.075	0.2047	0.05	<0.025	0.025	20.70	0.06
CB57715-BP-SEPTAGE	4/24/2024	<0.015	0.015	<0.075	0.075	5.254	0.02	0.1192	0.075	0.06101	0.05	<0.025	0.025	5.918	0.06
CB57716-BP-SEPTAGE	4/26/2024	0.02686	0.015	0.2013	0.075	10.43	0.02	0.5480	0.075	0.2447	0.05	0.03783	0.025	20.80	0.06
CB58181-BP-SEPTAGE	4/29/2024	<0.015	0.015	<0.075	0.075	6.121	0.02	0.1152	0.075	0.1094	0.05	<0.025	0.025	11.02	0.06
CB58182-BP-SEPTAGE	4/30/2024	0.02138	0.015	0.1258	0.075	7.254	0.02	0.2904	0.075	0.1444	0.05	<0.025	0.025	14.45	0.06
CB58183-BP-SEPTAGE	5/1/2024	0.04060	0.015	0.2290	0.075	14.23	0.02	2.055	0.075	0.3218	0.05	0.04046	0.025	21.76	0.06
CB58885-BP-SEPTAGE	5/6/2024	<0.015	0.015	<0.075	0.075	2.276	0.02	0.1747	0.075	0.09693	0.05	<0.025	0.025	9.233	0.06
CB58886-BP-SEPTAGE	5/9/2024	0.02145	0.015	0.1738	0.075	9.497	0.02	0.3117	0.075	0.2139	0.05	0.09131	0.025	16.29	0.06
CB58887-BP-SEPTAGE	5/10/2024	0.02220	0.015	0.1088	0.075	3.251	0.02	0.1651	0.075	0.1038	0.05	0.03529	0.025	6.690	0.06
CB59299-BP-SEPTAGE	5/13/2024	0.02367	0.015	0.2274	0.075	8.743	0.02	0.2268	0.075	0.2395	0.05	0.03244	0.025	21.77	0.06
CB59300-BP-SEPTAGE	5/14/2024	<0.015	0.015	<0.075	0.075	1.626	0.02	0.9327	0.075	<0.050	0.05	<0.025	0.025	3.773	0.06
CB59301-BP-SEPTAGE	5/15/2024	<0.015	0.015	<0.075	0.075	1.772	0.02	0.1114	0.075	0.05030	0.05	<0.025	0.025	5.488	0.06
CB59934-BP-SEPTAGE	5/21/2024	<0.015	0.015	0.1045	0.075	4.434	0.02	0.3311	0.075	0.1323	0.05	<0.025	0.025	12.02	0.06
CB59935-BP-SEPTAGE	5/23/2024	0.02068	0.015	0.1172	0.075	12.43	0.02	0.3544	0.075	0.1648	0.05	0.02723	0.025	18.06	0.06
CB59936-BP-SEPTAGE	5/25/2024	0.01647	0.015	0.09506	0.075	1.843	0.02	0.5708	0.075	0.1176	0.05	<0.025	0.025	14.47	0.06
CB60493-BP-SEPTAGE	5/28/2024	<0.015	0.015	0.09928	0.075	6.616	0.02	0.6535	0.075	0.1417	0.05	0.03293	0.025	10.60	0.06
CB60494-BP-SEPTAGE	5/29/2024	<0.015	0.015	<0.075	0.075	4.529	0.02	<0.075	0.075	0.07299	0.05	<0.025	0.025	3.679	0.06
CB60495-BP-SEPTAGE	5/31/2024	<0.015	0.015	<0.075	0.075	0.4190	0.02	<0.075	0.075	<0.050	0.05	<0.025	0.025	1.364	0.06
CB61062-BP-SEPTAGE	6/3/2024	0.01797	0.015	0.1342	0.075	6.651	0.02	0.7415	0.075	0.1632	0.05	0.02539	0.025	13.27	0.06
CB61063-BP-SEPTAGE	6/5/2024	0.01768	0.015	0.1252	0.075	5.885	0.02	0.4035	0.075	0.1743	0.05	<0.025	0.025	18.30	0.06
CB61064-BP-SEPTAGE	6/7/2024	0.02906	0.015	0.1470	0.075	11.80	0.02	0.3345	0.075	0.1940	0.05	<0.025	0.025	19.84	0.06
CB61570-BP-SEPTAGE	6/10/2024	0.04100	0.015	0.3124	0.075	10.83	0.02	0.5813	0.075	0.3100	0.05	0.04102	0.025	32.63	0.12
CB61571-BP-SEPTAGE	6/11/2024	<0.075	0.075	<0.375	0.375	11.87	0.1	0.6508	0.375	0.2534	0.25	0.2112	0.125	16.62	0.3
CB61572-BP-SEPTAGE	6/12/2024	<0.015	0.015	0.08613	0.075	5.375	0.02	0.3721	0.075	0.09991	0.05	<0.025	0.025	8.708	0.06
CB62168-BP-SEPTAGE	6/18/2024	0.01938	0.015	0.1109	0.075	7.814	0.02	0.2934	0.075	0.1611	0.05	<0.025	0.025	15.38	0.06
CB62169-BP-SEPTAGE	6/21/2024	0.02074	0.015	0.1450	0.075	7.144	0.02	0.4186	0.075	0.1841	0.05	0.02814	0.025	20.05	0.06
CB62170-BP-SEPTAGE	6/22/2024	0.01968	0.015	0.1077	0.075	2.777	0.02	0.3002	0.075	0.1527	0.05	<0.025	0.025	7.959	0.06
CB62622-BP-SEPTAGE	6/24/2024	0.02350	0.015	0.3291	0.075	8.931	0.02	0.3216	0.075	0.2521	0.05	<0.025	0.025	18.66	0.06
CB62623-BP-SEPTAGE	6/25/2024	<0.150	0.15	<0.750	0.75	25.43	0.2	<0.750	0.75	<0.500	0.5	<0.250	0.25	36.27	0.6
CB62624-BP-SEPTAGE	6/26/2024	0.02683	0.015	0.2703	0.075	4.270	0.02	0.4073	0.075	0.2700	0.05	<0.025	0.025	6.442	0.06

Sample No.	Date	Cd	Cd (MDL)	Cr	Cr (MDL)	Cu	Cu (MDL)	Pb	Pb (MDL)	Ni	Ni (MDL)	Ag	Ag (MDL)	Zn	Zn (MDL)
CB63116-BP-SEPTAGE	7/1/2024	<0.015	0.015	<0.075	0.075	0.6482	0.02	<0.075	0.075	<0.050	0.05	<0.025	0.025	3.130	0.06
CB63117-BP-SEPTAGE	7/2/2024	<0.015	0.015	<0.075	0.075	0.7626	0.02	<0.075	0.075	0.06161	0.05	<0.025	0.025	1.111	0.06
CB63118-BP-SEPTAGE	7/3/2024	0.01735	0.015	0.1080	0.075	10.15	0.02	0.3509	0.075	0.1444	0.05	<0.025	0.025	13.53	0.06
CB63710-BP-SEPTAGE	7/8/2024	<0.015	0.015	<0.075	0.075	1.228	0.02	<0.075	0.075	<0.050	0.05	<0.025	0.025	1.843	0.06
CB63709-BP-SEPTAGE	7/9/2024	<0.015	0.015	<0.075	0.075	0.5617	0.02	<0.075	0.075	<0.050	0.05	<0.025	0.025	1.559	0.06
CB63708-BP-SEPTAGE	7/10/2024	<0.015	0.015	<0.075	0.075	0.7621	0.02	<0.075	0.075	<0.050	0.05	<0.025	0.025	2.382	0.06
CB64228-BP-SEPTAGE	7/15/2024	0.04861	0.03	0.5890	0.075	20.18	0.04	0.8474	0.075	0.1836	0.05	0.03009	0.025	35.77	0.12
CB64229-BP-SEPTAGE	7/17/2024	0.07027	0.015	0.2320	0.075	32.57	0.02	0.9711	0.075	0.8990	0.05	0.04057	0.025	29.80	0.12
CB64230-BP-SEPTAGE	7/18/2024	0.03625	0.03	0.1981	0.15	12.14	0.02	0.3720	0.075	0.2298	0.1	<0.025	0.025	23.14	0.12
CB64674-BP-SEPTAGE	7/22/2024	0.02666	0.015	0.1603	0.075	8.478	0.02	0.4566	0.075	0.1962	0.05	<0.025	0.025	22.18	0.06
CB64675-BP-SEPTAGE	7/23/2024	0.04679	0.015	0.2201	0.075	26.37	0.02	0.5421	0.075	0.3036	0.05	0.08449	0.025	33.31	0.12
CB64676-BP-SEPTAGE	7/24/2024	<0.015	0.015	0.1104	0.075	6.511	0.02	0.2587	0.075	0.1731	0.05	<0.025	0.025	10.46	0.06
CB65346-BP-SEPTAGE	7/29/2024	<0.015	0.015	<0.075	0.075	3.911	0.02	0.09152	0.075	0.1074	0.05	<0.025	0.025	13.96	0.06
CB65347-BP-SEPTAGE	7/31/2024	0.01936	0.015	0.1774	0.075	6.296	0.02	0.4093	0.075	0.2159	0.05	0.04619	0.025	19.61	0.06
CB65348-BP-SEPTAGE	8/1/2024	0.05672	0.015	0.2812	0.075	39.12	0.02	0.3069	0.075	0.4183	0.05	0.04031	0.025	64.85	0.3
CB65732-BP-SEPTAGE	8/6/2024	0.02062	0.015	0.1252	0.075	19.13	0.02	0.4735	0.075	0.1723	0.05	<0.025	0.025	19.03	0.06
CB65733-BP-SEPTAGE	8/7/2024	0.02727	0.015	0.2183	0.075	26.81	0.02	0.5820	0.075	0.2494	0.05	0.04403	0.025	27.25	0.12
CB65734-BP-SEPTAGE	8/8/2024	0.01839	0.015	0.1047	0.075	15.00	0.02	0.2360	0.075	0.1469	0.05	0.02990	0.025	16.25	0.06
CB66284-BP-SEPTAGE	8/13/2024	<0.015	0.015	0.08790	0.075	8.068	0.02	0.2634	0.075	0.1130	0.05	<0.025	0.025	10.85	0.06
CB66285-BP-SEPTAGE	8/14/2024	<0.015	0.015	<0.075	0.075	1.825	0.02	0.1701	0.075	0.1191	0.05	<0.025	0.025	7.525	0.06
CB66286-BP-SEPTAGE	8/16/2024	<0.015	0.015	<0.075	0.075	3.753	0.02	<0.075	0.075	0.09070	0.05	<0.025	0.025	3.308	0.06
CB66825-BP-SEPTAGE	8/22/2024	0.06475	0.015	0.4374	0.075	50.21	0.02	0.8255	0.075	0.5387	0.05	0.1155	0.025	68.14	0.06
CB66826-BP-SEPTAGE	8/23/2024	<0.015	0.015	<0.075	0.075	0.5603	0.02	<0.075	0.075	0.05989	0.05	<0.025	0.025	1.932	0.06
CB66827-BP-SEPTAGE	8/24/2024	<0.015	0.015	<0.075	0.075	0.3235	0.02	<0.075	0.075	<0.050	0.05	<0.025	0.025	1.451	0.06
CB67360-BP-SEPTAGE	8/26/2024	0.02894	0.015	0.1370	0.075	4.515	0.02	0.5338	0.075	0.1739	0.05	<0.025	0.025	14.29	0.06
CB67361-BP-SEPTAGE	8/29/2024	0.04850	0.015	0.3128	0.075	30.07	0.02	0.8850	0.075	0.3934	0.05	0.03075	0.025	35.70	0.12
CB67362-BP-SEPTAGE	8/31/2024	0.04560	0.015	0.2977	0.075	33.71	0.02	1.032	0.075	0.4168	0.05	0.04164	0.025	31.96	0.12
CB67784-BP-SEPTAGE	9/3/2024	0.03763	0.015	0.1412	0.075	15.15	0.02	0.4272	0.075	0.2611	0.05	0.04530	0.025	21.57	0.06
CB67785-BP-SEPTAGE	9/4/2024	0.01854	0.015	0.1406	0.075	17.40	0.02	0.3814	0.075	0.2028	0.05	0.03936	0.025	17.26	0.06
CB67786-BP-SEPTAGE	9/5/2024	0.02530	0.015	0.1458	0.075	11.98	0.02	0.4057	0.075	0.1953	0.05	0.1695	0.025	17.88	0.06
CB68336-BP-SEPTAGE	9/9/2024	0.02417	0.015	0.1782	0.075	12.31	0.02	0.7040	0.075	0.2880	0.05	0.02680	0.025	26.74	0.12
CB68337-BP-SEPTAGE	9/11/2024	0.01704	0.015	0.1529	0.075	9.164	0.02	0.3595	0.075	0.1726	0.05	0.02567	0.025	15.66	0.06
CB68338-BP-SEPTAGE	9/13/2024	0.03862	0.015	0.2380	0.075	16.70	0.02	0.5983	0.075	0.2756	0.05	0.02723	0.025	34.97	0.12
CB68876-BP-SEPTAGE	9/16/2024	0.01953	0.015	0.1520	0.075	6.368	0.02	2.059	0.075	0.2807	0.05	<0.025	0.025	21.05	0.06
CB68877-BP-SEPTAGE	9/17/2024	0.01510	0.015	0.1405	0.075	14.86	0.02	0.4303	0.075	0.1788	0.05	<0.025	0.025	14.94	0.06
CB68878-BP-SEPTAGE	9/18/2024	<0.015	0.015	0.08584	0.075	5.212	0.02	0.5485	0.075	0.1509	0.05	<0.025	0.025	7.998	0.06
CB69445-BP-SEPTAGE	9/23/2024	<0.015	0.015	<0.075	0.075	2.322	0.02	<0.075	0.075	0.07764	0.05	<0.025	0.025	5.412	0.06
CB69446-BP-SEPTAGE	9/24/2024	<0.015	0.015	<0.075	0.075	0.4602	0.02	<0.075	0.075	<0.050	0.05	<0.025	0.025	1.892	0.06
CB69447-BP-SEPTAGE	9/25/2024	0.01982	0.015	0.3528	0.075	4.416	0.02	0.3438	0.075	0.2589	0.05	<0.025	0.025	40.33	0.12
CB69898-BP-SEPTAGE	9/30/2024	<0.015	0.015	<0.075	0.075	9.770	0.02	<0.075	0.075	0.1108	0.05	<0.025	0.025	8.284	0.06
CB69899-BP-SEPTAGE	10/1/2024	<0.015	0.015	<0.075	0.075	4.748	0.02	0.09388	0.075	0.1127	0.05	<0.025	0.025	10.78	0.06

Sample No.	Date	Cd	Cd (MDL)	Cr	Cr (MDL)	Cu	Cu (MDL)	Pb	Pb (MDL)	Ni	Ni (MDL)	Ag	Ag (MDL)	Zn	Zn (MDL)
CB69900-BP-SEPTAGE	10/2/2024	<0.015	0.015	<0.075	0.075	5.690	0.02	0.1222	0.075	0.1018	0.05	<0.025	0.025	7.520	0.06
CB70497-BP-SEPTAGE	10/7/2024	0.01929	0.015	0.1161	0.075	7.455	0.02	0.3153	0.075	0.1920	0.05	<0.025	0.025	15.98	0.06
CB70498-BP-SEPTAGE	10/9/2024	0.03427	0.015	0.2807	0.075	19.18	0.02	0.7837	0.075	0.2910	0.05	0.04114	0.025	33.63	0.12
CB70499-BP-SEPTAGE	10/11/2024	0.01965	0.015	0.1446	0.075	9.098	0.02	0.4334	0.075	0.1575	0.05	0.02797	0.025	19.75	0.06
CB70978-BP-SEPTAGE	10/15/2024	<0.015	0.015	0.1262	0.075	12.08	0.02	0.7497	0.075	0.2641	0.05	<0.025	0.025	15.18	0.06
CB70979-BP-SEPTAGE	10/16/2024	0.03189	0.015	0.2190	0.075	9.816	0.02	0.5868	0.075	0.2536	0.05	0.06613	0.025	32.70	0.12
CB70980-BP-SEPTAGE	10/17/2024	<0.015	0.015	0.1086	0.075	6.703	0.02	0.2675	0.075	0.1135	0.05	<0.025	0.025	8.701	0.06
CB71531-BP-SEPTAGE	10/21/2024	0.02872	0.015	0.3478	0.075	23.19	0.02	0.2026	0.075	0.3551	0.05	0.03357	0.025	28.73	0.12
CB71532-BP-SEPTAGE	10/23/2024	0.01625	0.015	0.08537	0.075	10.11	0.02	0.2726	0.075	0.1451	0.05	0.04061	0.025	22.44	0.06
CB71533-BP-SEPTAGE	10/25/2024	0.01590	0.015	0.1139	0.075	6.052	0.02	0.2464	0.075	0.1474	0.05	<0.025	0.025	16.66	0.06
CB71999-BP-SEPTAGE	10/28/2024	<0.015	0.015	0.08531	0.075	14.22	0.02	0.1006	0.075	0.1025	0.05	<0.025	0.025	8.505	0.06
CB72000-BP-SEPTAGE	10/29/2024	0.04025	0.015	0.2124	0.075	17.81	0.02	0.5023	0.075	0.2530	0.05	0.02947	0.025	35.13	0.12
CB72001-BP-SEPTAGE	10/30/2024	0.09708	0.015	1.021	0.075	35.55	0.02	1.373	0.075	1.918	0.05	0.1614	0.025	58.77	0.3
CB72525-BP-SEPTAGE	11/4/2024	<0.015	0.015	<0.075	0.075	1.883	0.02	<0.075	0.075	0.08084	0.05	<0.025	0.025	4.930	0.06
CB72526-BP-SEPTAGE	11/6/2024	0.02111	0.015	0.1994	0.075	5.835	0.02	0.2746	0.075	0.2157	0.05	0.03902	0.025	21.55	0.06
CB72527-BP-SEPTAGE	11/8/2024	<0.015	0.015	<0.075	0.075	3.174	0.02	<0.075	0.075	<0.050	0.05	<0.025	0.025	4.192	0.06
CB73026-BP-SEPTAGE	11/12/2024	<0.015	0.015	<0.075	0.075	2.421	0.02	0.09855	0.075	0.06265	0.05	<0.025	0.025	5.904	0.06
CB73027-BP-SEPTAGE	11/13/2024	<0.015	0.015	<0.075	0.075	1.735	0.02	<0.075	0.075	<0.050	0.05	<0.025	0.025	2.376	0.06
CB73028-BP-SEPTAGE	11/14/2024	<0.015	0.015	<0.075	0.075	2.399	0.02	<0.075	0.075	<0.050	0.05	<0.025	0.025	4.798	0.06
CB73518-BP-SEPTAGE	11/18/2024	0.01630	0.015	0.1247	0.075	8.297	0.02	0.4137	0.075	0.1215	0.05	<0.025	0.025	16.86	0.06
CB73519-BP-SEPTAGE	11/20/2024	0.01521	0.015	0.1118	0.075	5.285	0.02	0.3368	0.075	0.1242	0.05	0.03606	0.025	12.88	0.06
CB73520-BP-SEPTAGE	11/22/2024	0.01757	0.015	0.1053	0.075	6.175	0.02	0.3297	0.075	0.1459	0.05	<0.025	0.025	16.09	0.06
CB73863-BP-SEPTAGE	11/25/2024	0.04670	0.03	0.2299	0.15	25.76	0.04	0.6379	0.15	0.3065	0.1	0.06139	0.05	42.76	0.12
CB73864-BP-SEPTAGE	11/26/2024	0.03114	0.015	0.1518	0.075	8.455	0.02	0.3283	0.075	0.1772	0.05	0.09976	0.025	17.15	0.06
CB73865-BP-SEPTAGE	11/27/2024	<0.015	0.015	<0.075	0.075	3.506	0.02	0.1349	0.075	0.09320	0.05	<0.025	0.025	8.383	0.06
CB74476-BP-SEPTAGE	12/3/2024	0.02363	0.015	0.1589	0.075	9.595	0.02	0.7040	0.075	0.2117	0.05	0.03800	0.025	19.00	0.06
CB74477-BP-SEPTAGE	12/5/2024	<0.015	0.015	<0.075	0.075	2.790	0.02	<0.075	0.075	<0.050	0.05	<0.025	0.025	4.563	0.06
CB74478-BP-SEPTAGE	12/7/2024	<0.015	0.015	<0.075	0.075	1.446	0.02	<0.075	0.075	<0.050	0.05	<0.025	0.025	2.225	0.06
CB75048-BP-SEPTAGE	12/9/2024	<0.015	0.015	<0.075	0.075	1.263	0.02	<0.075	0.075	<0.050	0.05	<0.025	0.025	1.869	0.06
CB75049-BP-SEPTAGE	12/10/2024	<0.015	0.015	<0.075	0.075	2.275	0.02	0.1497	0.075	0.05327	0.05	<0.025	0.025	5.081	0.06
CB75050-BP-SEPTAGE	12/11/2024	0.02246	0.015	0.1243	0.075	8.998	0.02	0.6294	0.075	0.1536	0.05	0.02532	0.025	12.87	0.06
CB75646-BP-SEPTAGE	12/17/2024	<0.015	0.015	<0.075	0.075	1.493	0.02	0.1311	0.075	0.09576	0.05	<0.025	0.025	7.554	0.06
CB75647-BP-SEPTAGE	12/19/2024	<0.015	0.015	<0.075	0.075	4.642	0.02	0.2442	0.075	0.08315	0.05	<0.025	0.025	12.06	0.06
CB75648-BP-SEPTAGE	12/20/2024	0.02213	0.015	0.1351	0.075	21.47	0.02	0.5858	0.075	0.1695	0.05	<0.025	0.025	20.14	0.06
CB76001-BP-SEPTAGE	12/24/2024	<0.015	0.015	0.09626	0.075	3.341	0.02	0.1760	0.075	0.1106	0.05	<0.025	0.025	10.38	0.06
CB76002-BP-SEPTAGE	12/26/2024	<0.015	0.015	<0.075	0.075	2.537	0.02	<0.075	0.075	0.05887	0.05	<0.025	0.025	6.144	0.06
CB76003-BP-SEPTAGE	12/27/2024	<0.015	0.015	<0.075	0.075	2.211	0.02	<0.075	0.075	<0.050	0.05	<0.025	0.025	2.526	0.06
CB76693-BP-SEPTAGE	12/30/2024	0.05718	0.015	0.1883	0.075	5.527	0.02	0.4151	0.075	0.2351	0.05	0.02664	0.025	25.83	0.12

Metals Loading to Bucklin Point from Septage (lbs/yr)

Year	Cadmium	Chromium	Copper	Lead	Nickel	Silver	Zinc	Total Metals	MGY
1996	4.5	77.6	946.0	167.0	33.9	19.6	1414	2663	14.7600
1997	3.9	33.2	806.0	113.0	27.4	10.3	1060	2054	14.2200
1998	4.5	29.2	830.0	93.0	31.0	5.7	1016	2009	17.5300
1999	3.4	26.5	623.0	61.0	20.0	4.1	849	1587	21.5000
2000	2.8	21.8	591.0	53.0	26.7	4.1	873	1572	23.3400
2001	1.5	20.7	436.0	42.3	22.4	4.2	633	1160	17.3900
2002	0.95	8.2	322.6	30.4	22.8	33.1	473	892	17.0360
2003	0.89	3.8	196.4	15.9	7.1	4.2	299	527	13.0331
2004	0.90	5.0	256.3	15.9	8.9	3.3	321	612	9.1004
2005	0.93	7.9	349.9	25.5	11.3	1.9	458	855	8.9612
2006	1.35	8.8	416.0	24.2	13.2	3.3	495	961	9.3629
2007	1.5	11.5	532.3	28.2	14.8	4.2	605	1197	8.5260
2008	2.8	10.5	440.3	19.8	9.5	5.3	508	996	9.3012
2009	1.5	12.1	435.4	23.0	11.6	4.2	554	1042	9.0800
2010	1.4	12.5	505.1	30.7	15.5	3.3	640	1208	8.0228
2011	1.6	21.1	558.4	35.8	16.8	5.1	745	1384	7.0695
2012	1.6	17.7	775.6	39.0	22.5	3.4	989	1848	7.0769
2013	1.9	9.7	545.4	35.9	17.0	5.0	688	1303	7.2422
2014	1.5	10.5	606.7	36.2	15.9	7.0	780.8	1459	7.9219
2015	1.5	10.5	547.7	37.9	14.3	3.1	950.3	1565	8.4210
2016	1.2	6.8	399.6	25.4	8.8	2.9	657.8	1102	7.8385
2017	1.2	6.2	494.2	24.2	10.6	2.9	699.6	1239	7.6829
2018	2.1	5.6	395.1	19.2	6.1	2.5	587.8	1019	7.2719
2019	1.5	6.7	539.6	28.0	10.0	2.6	809.3	1398	8.1709
2020	1.6	8.3	489.0	50.5	9.6	2.6	751.1	1313	7.7750
2021	1.3	6.6	370.5	21.0	7.7	3.0	648.5	1059	8.7593
2022	1.6	5.8	258.4	14.3	6.0	2.0	572.2	860	8.3353
2023	1.8	8.9	447.2	23.0	9.9	2.7	791.5	1285	9.081
2024	2.2	13.5	668.9	34.9	15.1	3.6	1142.5	1881	8.708

RIVER MONITORING DATA

River Fecal Coliform Data 2024
(MPN/100 mL)

River	Site	1/2/2024	1/3/2024	1/8/2024	1/9/2024	1/16/2024	1/17/2024	1/22/2024	1/23/2024	1/29/2024	1/30/2024	2/5/2024
Blackstone River	Whipple Bridge (BL-2)	30.0		<30.0		30.0		<30.0		<30.0		30.0
	Roosevelt St. (BL-4)	<30.0		40.0		40.0		230.0		40.0		<30.0
	Central Ave. (BL-4C)	<30.0		<30.0		230.0		40.0		40.0		40.0
	Slater Mill Dam (BL-3)	40.0		40.0		40.0		90.0		40.0		90.0
Seekonk River	River Dr. (SR-4A)		2300.0						230.0		230.0	
Moshassuck River	Higginson Ave. Bridge (M-1)		150.0		90.0		90.0		430.0		230.0	
	Grotto Ave. Bridge (M-4C)		90.0		230.0		40.0		90.0		90.0	
	Cemetery St. Bridge (M-4)		90.0		90.0		90.0		230.0		150.0	
	Stevens St. Bridge (M-5A)		430.0		40.0		430.0		40.0		230.0	
	Footbridge @ Mill St. (M-5)	140.0	40.0	90.0	150.0	150.0	40.0	90.0	230.0	930.0	390.0	1500.0
	Footbridge @ Mill St. (M-5) Duplicate	230.0	90.0	230.0	90.0	230.0	70.0	230.0	230.0	430.0	390.0	930.0
	Park Row Bridge (M-6)		<30.0		90.0		40.0		90.0		40.0	
West River	Douglas Ave. Bridge (WE-10)		90.0		40.0		230.0		90.0		<30.0	
	Veazie St. Bridge (WE-12)		90.0		90.0		230.0		150.0		<30.0	
	West River St. Bridge (WE-11)		40.0		40.0		40.0		90.0		<30.0	
Woonasquatucket River	Manton Ave. Bridge (W-9)	40.0		<30.0		40.0		40.0		230.0		<30.0
	Parking Bridge @ Olneyville (W-8D)	<30.0		40.0		90.0		30.0		<30.0		90.0
	Delaine St (W-8C)	150.0		40.0		210.0		<30.0		150.0		<30.0
	Eagle St. Bridge (W-7C)	<30.0	<30.0	<30.0	<30.0	70.0	40.0	90.0	70.0	150.0	40.0	<30.0
	Eagle St. Bridge (W-7C) Duplicate	90.0		40.0		<30.0		230.0		40.0		40.0
	Pleasant Valley Pkwy. (W-7B)	<30.0		40.0		430.0		<30.0		390.0		<30.0
	Kinsley St. @ Park St. (W-7A)	40.0	90.0	90.0	<30.0	430.0	90.0	<30.0	40.0	90.0	90.0	<30.0
Providence River	Crawford St. (PR-12)	90.0	30.0	230.0	40.0	230.0	40.0	230.0	90.0	930.0	40.0	<30.0
Pawtuxet River	Broad St. (PX-13)	<30.0		40.0		70.0		<30.0		<30.0		70.0
	Broad St. (PX-13) Duplicate	40.0		<30.0		30.0		<30.0		40.0		150.0
Field Blank		<30.0	<30.0	<30.0	<30.0	<30.0	<30.0	<30.0	<30.0	<30.0	<30.0	<30.0

*Repeat Sampling

River Fecal Coliform Data 2024
(MPN/100 mL)

River	Site	2/6/2024	2/12/2024	2/14/2024	2/20/2024	2/21/2024	2/22/2024	2/26/2024	2/27/2024	3/4/2024	3/5/2024	3/11/2024
Blackstone River	Whipple Bridge (BL-2)		<30.0		<30.0			<30.0		90.0		390.0
	Roosevelt St. (BL-4)		<30.0		<30.0			<30.0		150.0		430.0
	Central Ave. (BL-4C)		<30.0		<30.0			40.0		90.0		90.0
	Slater Mill Dam (BL-3)		<30.0		40.0			<30.0		90.0		90.0
Seekonk River	River Dr. (SR-4A)	90.0				4300.0			110.0		430.0	
Moshassuck River	Higginson Ave. Bridge (M-1)	<30.0		<30.0		90.0			40.0		90.0	
	Grotto Ave. Bridge (M-4C)	90.0		430.0		90.0			390.0		<30.0	
	Cemetery St. Bridge (M-4)	<30.0		40.0		<30.0			<30.0		230.0	
	Stevens St. Bridge (M-5A)	40.0		<30.0		230.0			150.0		40.0	
	Footbridge @ Mill St. (M-5)	230.0	140.0	230.0	430.0	40.0		930.0	90.0	230.0	40.0	230.0
	Footbridge @ Mill St. (M-5) Duplicate	40.0	<30.0	40.0	430.0	40.0		150.0	150.0	230.0	90.0	230.0
	Park Row Bridge (M-6)	<30.0		230.0		<30.0			40.0		230.0	
West River	Douglas Ave. Bridge (WE-10)	430.0		<30.0		<30.0			40.0		70.0	
	Veazie St. Bridge (WE-12)	230.0		40.0		<30.0			90.0		<30.0	
	West River St. Bridge (WE-11)	70.0		90.0		40.0			230.0		150.0	
Woonasquatucket River	Manton Ave. Bridge (W-9)		<30.0		<30.0			40.0		40.0		40.0
	Parking Bridge @ Olneyville (W-8D)		<30.0		<30.0			40.0		430.0		90.0
	Delaine St (W-8C)		40.0		70.0		<30.0	<30.0		90.0		40.0
	Eagle St. Bridge (W-7C)	<30.0	40.0	<30.0	230.0	<30.0	<30.0	<30.0	<30.0	<30.0	40.0	30.0
	Eagle St. Bridge (W-7C) Duplicate		<30.0		1500.0		<30.0	<30.0		40.0		90.0
	Pleasant Valley Pkwy. (W-7B)		90.0		1500.0		30.0	<30.0		90.0		150.0
	Kinsley St. @ Park St. (W-7A)	40.0	70.0	40.0	30.0	<30.0	40.0	90.0	40.0	230.0	90.0	70.0
Providence River	Crawford St. (PR-12)	90.0	230.0	150.0	230.0	40.0		90.0	430.0	230.0	150.0	230.0
Pawtuxet River	Broad St. (PX-13)		30.0		<30.0			90.0		90.0		90.0
	Broad St. (PX-13) Duplicate		40.0		90.0			<30.0		30.0		430.0
Field Blank		<30.0	<30.0	<30.0	<30.0	<30.0	<30.0	<30.0	<30.0	<30.0	<30.0	<30.0

*Repeat Sampling

**River Fecal Coliform Data 2024
(MPN/100 mL)**

River	Site	3/12/2024	3/18/2024	3/19/2024	3/25/2024	3/26/2024	4/1/2024	4/2/2024	4/8/2024	4/9/2024	4/15/2024	4/16/2024
Blackstone River	Whipple Bridge (BL-2)		<30.0		230.0		40.0		90.0		<30.0	
	Roosevelt St. (BL-4)		<30.0		90.0		90.0		90.0		<30.0	
	Central Ave. (BL-4C)		<30.0		<30.0		40.0		<30.0		40.0	
	Slater Mill Dam (BL-3)		<30.0		230.0		40.0		40.0		<30.0	
Seekonk River	River Dr. (SR-4A)			430.0		230.0		230.0				40.0
Moshassuck River	Higginson Ave. Bridge (M-1)	110.0		<30.0		230.0		40.0		<30.0		90.0
	Grotto Ave. Bridge (M-4C)	430.0		230.0		24000.0		430.0		90.0		230.0
	Cemetery St. Bridge (M-4)	430.0		40.0		2300.0		40.0		140.0		40.0
	Stevens St. Bridge (M-5A)	90.0		90.0		4300.0		90.0		230.0		230.0
	Footbridge @ Mill St. (M-5)	390.0	430.0	430.0	230.0	1500.0	40.0	230.0	230.0	150.0	40.0	930.0
	Footbridge @ Mill St. (M-5) Duplicate	90.0	230.0	230.0	430.0	430.0	90.0	430.0	230.0	150.0	430.0	280.0
	Park Row Bridge (M-6)	40.0		230.0		930.0		70.0		230.0		230.0
West River	Douglas Ave. Bridge (WE-10)	<30.0		230.0		90.0		<30.0		40.0		40.0
	Veazie St. Bridge (WE-12)	<30.0		150.0		230.0		<30.0		90.0		230.0
	West River St. Bridge (WE-11)	430.0		230.0		40.0		90.0		750.0		430.0
Woonasquatucket River	Manton Ave. Bridge (W-9)		<30.0		430.0		<30.0		90.0		<30.0	
	Parking Bridge @ Olneyville (W-8D)		90.0		90.0		40.0		40.0		90.0	
	Delaine St (W-8C)		40.0		230.0		<30.0		<30.0		40.0	
	Eagle St. Bridge (W-7C)	90.0	40.0	70.0	70.0	70.0	<30.0	<30.0	<30.0	<30.0	<30.0	40.0
	Eagle St. Bridge (W-7C) Duplicate		40.0		430.0		90.0		<30.0		<30.0	
	Pleasant Valley Pkwy. (W-7B)		<30.0		230.0		<30.0		90.0		40.0	
	Kinsley St. @ Park St. (W-7A)	90.0	40.0	40.0	150.0	40.0	<30.0	40.0	<30.0	40.0	40.0	<30.0
Providence River	Crawford St. (PR-12)	40.0	90.0	90.0	230.0	230.0	150.0	<30.0	40.0	230.0	90.0	150.0
Pawtuxet River	Broad St. (PX-13)		<30.0		<30.0		40.0		90.0		<30.0	
	Broad St. (PX-13) Duplicate		<30.0		40.0		<30.0		<30.0		30.0	
Field Blank		<30.0	<30.0	<30.0	<30.0	<30.0	<30.0	<30.0	<30.0	<30.0	<30.0	<30.0

*Repeat Sampling

**River Fecal Coliform Data 2024
(MPN/100 mL)**

River	Site	4/22/2024	4/23/2024	4/29/2024	4/30/2024	5/6/2024	5/7/2024	5/13/2024	5/14/2024	5/20/2024	5/21/2024	5/28/2024
Blackstone River	Whipple Bridge (BL-2)	230.0		40.0		90.0		<30.0		150.0		430.0
	Roosevelt St. (BL-4)	230.0		<30.0		90.0		70.0		430.0		150.0
	Central Ave. (BL-4C)	<30.0		40.0		150.0						
	Slater Mill Dam (BL-3)	<30.0		140.0		40.0		70.0		930.0		430.0
Seekonk River	River Dr. (SR-4A)		40.0		430.0				230.0		390.0	
Moshassuck River	Higginson Ave. Bridge (M-1)		230.0		430.0		90.0		70.0		390.0	
	Grotto Ave. Bridge (M-4C)		430.0		4300.0		230.0		430.0		430.0	
	Cemetery St. Bridge (M-4)		70.0		15000.0		430.0		230.0		230.0	
	Stevens St. Bridge (M-5A)		430.0		430.0		230.0		930.0		230.0	
	Footbridge @ Mill St. (M-5)	750.0	230.0	4600.0	930.0	4300.0	230.0	15000.0	430.0	230.0	2300.0	4300.0
	Footbridge @ Mill St. (M-5) Duplicate	430.0	230.0	4600.0	2300.0	4300.0	1500.0	4300.0	930.0	150.0	230.0	4300.0
	Park Row Bridge (M-6)		230.0		430.0		90.0		2300.0		2300.0	
West River	Douglas Ave. Bridge (WE-10)		90.0		230.0		90.0		390.0		40.0	
	Veazie St. Bridge (WE-12)		40.0		230.0		90.0		390.0		430.0	
	West River St. Bridge (WE-11)		230.0		90.0		430.0		430.0			
Woonasquatucket River	Manton Ave. Bridge (W-9)	30.0		230.0		930.0		90.0		90.0		230.0
	Parking Bridge @ Olneyville (W-8D)	90.0		230.0		430.0		150.0		230.0		230.0
	Delaine St (W-8C)	90.0		70.0		750.0		90.0		430.0		430.0
	Eagle St. Bridge (W-7C)	40.0	30.0	40.0	430.0	430.0	1500.0	430.0	930.0	230.0	230.0	2100.0
	Eagle St. Bridge (W-7C) Duplicate	90.0		230.0		230.0		430.0		430.0		2300.0
	Pleasant Valley Pkwy. (W-7B)	90.0		230.0		930.0		430.0		430.0		390.0
	Kinsley St. @ Park St. (W-7A)	90.0	230.0	230.0	230.0	430.0	430.0	2300.0	930.0	430.0	750.0	2300.0
Providence River	Crawford St. (PR-12)	90.0	430.0	430.0	430.0	1200.0	2300.0	430.0	230.0	930.0	230.0	2300.0
Pawtuxet River	Broad St. (PX-13)	40.0		70.0		230.0		40.0		430.0		230.0
	Broad St. (PX-13) Duplicate	30.0		<30.0		150.0		40.0		150.0		430.0
Field Blank		<30.0	<30.0	<30.0	<30.0	<30.0	<30.0	<30.0	<30.0	<30.0	<30.0	<30.0

*Repeat Sampling

**River Fecal Coliform Data 2024
(MPN/100 mL)**

River	Site	5/29/2024	6/3/2024	6/4/2024	6/10/2024	6/11/2024	6/17/2024	6/18/2024	6/24/2024	6/25/2024	7/1/2024	7/2/2024
Blackstone River	Whipple Bridge (BL-2)		430.0		210.0		230.0		750.0		90.0	
	Roosevelt St. (BL-4)											
	Central Ave. (BL-4C)											
	Slater Mill Dam (BL-3)		930.0		2300.0		140.0		930.0		430.0	
Seekonk River	River Dr. (SR-4A)	930.0		750.0		930.0		750.0		90.0		
Moshassuck River	Higginson Ave. Bridge (M-1)	430.0		930.0		230.0		230.0		930.0		930.0
	Grotto Ave. Bridge (M-4C)	430.0		750.0		430.0		2300.0		1500.0		1500.0
	Cemetery St. Bridge (M-4)	390.0		430.0		2100.0		2300.0		2300.0		750.0
	Stevens St. Bridge (M-5A)	430.0		930.0		430.0		930.0		930.0		2100.0
	Footbridge @ Mill St. (M-5)	930.0	2300.0	930.0	930.0	1500.0	750.0	90.0	2300.0	2300.0	4300.0	4300.0
	Footbridge @ Mill St. (M-5) Duplicate	430.0	750.0	430.0	2300.0	750.0	430.0	230.0	2300.0	430.0	2300.0	930.0
	Park Row Bridge (M-6)	430.0		4300.0		2300.0		2300.0		930.0		430.0
West River	Douglas Ave. Bridge (WE-10)	930.0		230.0		930.0		430.0		430.0		230.0
	Veazie St. Bridge (WE-12)	1500.0		230.0		430.0		230.0		930.0		430.0
	West River St. Bridge (WE-11)			2300.0								
Woonasquatucket River	Manton Ave. Bridge (W-9)		150.0		930.0		90.0		930.0		430.0	
	Parking Bridge @ Olneyville (W-8D)		930.0		230.0		930.0		430.0		430.0	
	Delaine St (W-8C)		430.0		1500.0		230.0		2300.0		930.0	
	Eagle St. Bridge (W-7C)	430.0	430.0	230.0	930.0	1500.0	750.0	430.0	930.0	1500.0	430.0	430.0
	Eagle St. Bridge (W-7C) Duplicate		430.0		430.0		230.0		430.0		2300.0	
	Pleasant Valley Pkwy. (W-7B)		430.0		2100.0		4300.0		1500.0		930.0	
	Kinsley St. @ Park St. (W-7A)	2300.0	430.0	930.0	4300.0	430.0	1500.0	2300.0	2300.0	9300.0	2300.0	750.0
Providence River	Crawford St. (PR-12)	930.0	430.0	1200.0	2300.0	930.0	2300.0	930.0	2300.0	750.0	2300.0	1500.0
Pawtuxet River	Broad St. (PX-13)		40.0		230.0		430.0		4300.0		1500.0	
	Broad St. (PX-13) Duplicate		150.0		230.0		230.0		2300.0		930.0	
Field Blank		<30.0	<30.0	<30.0	<30.0	<30.0	<30.0	<30.0	<30.0	<30.0	<30.0	<30.0

*Repeat Sampling

River Fecal Coliform Data 2024
(MPN/100 mL)

River	Site	7/8/2024	7/9/2024	7/15/2024	7/16/2024	7/22/2024	7/23/2024	7/29/2024	7/30/2024	8/5/2024	8/6/2024	8/13/2024
Blackstone River	Whipple Bridge (BL-2)	2300.0		90.0		150.0		430.0		230.0		90.0
	Roosevelt St. (BL-4)											
	Central Ave. (BL-4C)											
	Slater Mill Dam (BL-3)	2300.0		430.0		2300.0		15000.0		2300.0		2300.0
Seekonk River	River Dr. (SR-4A)		230.0		930.0		150.0				430.0	
Moshassuck River	Higginson Ave. Bridge (M-1)		150.0		1500.0		930.0		430.0		2300.0	
	Grotto Ave. Bridge (M-4C)		930.0		430.0		430.0		2300.0		2300.0	
	Cemetery St. Bridge (M-4)		930.0		1500.0		2300.0		1500.0		4300.0	
	Stevens St. Bridge (M-5A)		430.0		930.0		430.0		4300.0		2300.0	
	Footbridge @ Mill St. (M-5)	930.0	750.0	4300.0	4300.0	430.0	930.0	15000.0	4300.0	3900.0	9300.0	930.0
	Footbridge @ Mill St. (M-5) Duplicate	430.0	430.0	4300.0	2300.0	2300.0	930.0	21000.0	930.0	15000.0	7500.0	430.0
	Park Row Bridge (M-6)		2300.0		930.0		750.0		9300.0		930.0	
West River	Douglas Ave. Bridge (WE-10)		430.0		1500.0		4300.0		430.0		930.0	
	Veazie St. Bridge (WE-12)		430.0		230.0		4300.0		7500.0		750.0	
	West River St. Bridge (WE-11)											
Woonasquatucket River	Manton Ave. Bridge (W-9)	2300.0		230.0		430.0		9300.0		4300.0		430.0
	Parking Bridge @ Olneyville (W-8D)	930.0		390.0		430.0		4300.0		750.0		46000.0
	Delaine St (W-8C)	930.0		430.0		930.0		2100.0		930.0		430.0
	Eagle St. Bridge (W-7C)	930.0	2300.0	930.0	930.0	930.0	2300.0	9300.0	430.0	930.0	15000.0	2300.0
	Eagle St. Bridge (W-7C) Duplicate	2300.0		4300.0		930.0		4300.0		930.0		1500.0
	Pleasant Valley Pkwy. (W-7B)	930.0		430.0		2300.0		9300.0		24000.0		9300.0
	Kinsley St. @ Park St. (W-7A)	9300.0	4300.0	430.0	2300.0	2300.0	9300.0	15000.0	2300.0	4300.0	2300.0	110000.0
Providence River	Crawford St. (PR-12)	4300.0	930.0	2300.0	2300.0	430.0	2300.0	24000.0	2300.0	4300.0	1500.0	15000.0
Pawtuxet River	Broad St. (PX-13)	230.0		930.0		430.0		4300.0		930.0		430.0
	Broad St. (PX-13) Duplicate	90.0		930.0		210.0		4300.0		150.0		4300.0
Field Blank		<30.0	<30.0	<30.0	<30.0	<30.0	<30.0	<30.0	<30.0	<30.0	<30.0	<30.0

*Repeat Sampling

**River Fecal Coliform Data 2024
(MPN/100 mL)**

River	Site	8/14/2024	8/19/2024	8/20/2024	8/26/2024	8/27/2024	9/3/2024	9/4/2024	9/9/2024	9/10/2024	9/16/2024	9/17/2024
Blackstone River	Whipple Bridge (BL-2)		230.0		70.0		230.0		<30.0		40.0	
	Roosevelt St. (BL-4)											
	Central Ave. (BL-4C)											
	Slater Mill Dam (BL-3)		930.0		230.0		430.0		2300.0		230.0	
Seekonk River	River Dr. (SR-4A)	430.0		2300.0				230.0		930.0		230.0
Moshassuck River	Higginson Ave. Bridge (M-1)	230.0		2300.0		2300.0		230.0		230.0		90.0
	Grotto Ave. Bridge (M-4C)	430.0		930.0		430.0		230.0		930.0		9300.0
	Cemetery St. Bridge (M-4)	930.0		2300.0		2300.0		930.0		430.0		210.0
	Stevens St. Bridge (M-5A)	750.0		930.0		9300.0		4300.0		2300.0		230.0
	Footbridge @ Mill St. (M-5)	430.0	7500.0	4300.0	430.0	2300.0	1500.0	4300.0	2300.0	930.0	230.0	90.0
	Footbridge @ Mill St. (M-5) Duplicate	430.0	15000.0	2100.0	430.0	9300.0	430.0	4300.0	750.0	930.0	430.0	230.0
	Park Row Bridge (M-6)	1500.0		9300.0		9300.0		930.0		230.0		230.0
West River	Douglas Ave. Bridge (WE-10)	90.0		24000.0		390.0		230.0		430.0		40.0
	Veazie St. Bridge (WE-12)	430.0		430.0		430.0		230.0		230.0		2300.0
	West River St. Bridge (WE-11)											
Woonasquatucket River	Manton Ave. Bridge (W-9)		930.0		90.0		230.0		40.0		<30.0	
	Parking Bridge @ Olneyville (W-8D)		7500.0		750.0		150.0		140.0		70.0	
	Delaine St (W-8C)		15000.0		230.0		230.0		930.0		430.0	
	Eagle St. Bridge (W-7C)	430.0	15000.0	4300.0	430.0	430.0	230.0	930.0	2300.0	1500.0	430.0	230.0
	Eagle St. Bridge (W-7C) Duplicate		15000.0		930.0		430.0		930.0		150.0	
	Pleasant Valley Pkwy. (W-7B)		46000.0		2300.0		930.0		4300.0		2300.0	
	Kinsley St. @ Park St. (W-7A)	2300.0	24000.0	2300.0	930.0	430.0	230.0	930.0	4300.0	4300.0	930.0	2300.0
Providence River	Crawford St. (PR-12)	930.0	110000.0	4300.0	230.0	4300.0	90.0	230.0	930.0	430.0	930.0	930.0
Pawtuxet River	Broad St. (PX-13)		930.0		150.0		390.0		230.0		230.0	
	Broad St. (PX-13) Duplicate		1500.0		90.0		430.0		150.0		90.0	
Field Blank		<30.0	<30.0	<30.0	<30.0	<30.0	<30.0	<30.0	<30.0	<30.0	<30.0	<30.0

*Repeat Sampling

River Fecal Coliform Data 2024
(MPN/100 mL)

River	Site	9/19/2024	9/23/2024	9/24/2024	9/30/2024	10/1/2024	10/3/2024	10/7/2024	10/8/2024	10/15/2024	10/16/2024	10/21/2024
Blackstone River	Whipple Bridge (BL-2)		230.0		40.0			40.0		40.0		70.0
	Roosevelt St. (BL-4)											
	Central Ave. (BL-4C)											
	Slater Mill Dam (BL-3)		430.0		2300.0			430.0		30.0		40.0
Seekonk River	River Dr. (SR-4A)			150.0		90.0			9300.0		40.0	
Moshassuck River	Higginson Ave. Bridge (M-1)			430.0		230.0			930.0		930.0	
	Grotto Ave. Bridge (M-4C)	230.0		4300.0		230.0			210.0		430.0	
	Cemetery St. Bridge (M-4)	40.0		210.0		430.0	230.0		2300.0		90.0	
	Stevens St. Bridge (M-5A)			430.0		3900.0	4300.0		1500.0		90.0	
	Footbridge @ Mill St. (M-5)		430.0	430.0	2300.0	4300.0	930.0	24000.0	2300.0	930.0	930.0	430.0
	Footbridge @ Mill St. (M-5) Duplicate		230.0	430.0	930.0	4300.0		46000.0	4300.0	930.0	210.0	390.0
	Park Row Bridge (M-6)			430.0		2300.0	2300.0		2300.0		430.0	
West River	Douglas Ave. Bridge (WE-10)	230.0		230.0		90.0			430.0		90.0	
	Veazie St. Bridge (WE-12)	230.0		390.0		230.0	430.0		430.0		230.0	
	West River St. Bridge (WE-11)	430.0										
Woonasquatucket River	Manton Ave. Bridge (W-9)		40.0		40.0			40.0		<30.0		150.0
	Parking Bridge @ Olneyville (W-8D)		90.0		90.0			1500.0		90.0		40.0
	Delaine St (W-8C)		150.0		430.0			230.0		90.0		230.0
	Eagle St. Bridge (W-7C)	930.0	2100.0	90.0	930.0	230.0		430.0	750.0	430.0	90.0	40.0
	Eagle St. Bridge (W-7C) Duplicate		430.0		430.0			430.0		230.0		230.0
	Pleasant Valley Pkwy. (W-7B)	2300.0	430.0		230.0		2300.0	2100.0		430.0		930.0
	Kinsley St. @ Park St. (W-7A)	930.0	9300.0	7500.0	1500.0	2300.0	1500.0	2300.0	1500.0	930.0	1500.0	4300.0
Providence River	Crawford St. (PR-12)	9300.0	430.0	930.0	930.0	4300.0	930.0	430.0	9300.0	230.0	930.0	2300.0
Pawtuxet River	Broad St. (PX-13)		90.0		750.0			40.0		90.0		40.0
	Broad St. (PX-13) Duplicate		90.0		430.0			430.0		230.0		430.0
Field Blank		<30.0	<30.0	<30.0	<30.0	<30.0	<30.0	<30.0	<30.0	<30.0	<30.0	<30.0

*Repeat Sampling

**River Fecal Coliform Data 2024
(MPN/100 mL)**

River	Site	10/22/2024	10/24/2024	10/28/2024	10/29/2024	10/31/2024	11/4/2024	11/5/2024	11/7/2024	11/12/2024	11/13/2024	11/18/2024
Blackstone River	Whipple Bridge (BL-2)			40.0			<30.0			40.0		<30.0
	Roosevelt St. (BL-4)											
	Central Ave. (BL-4C)											
	Slater Mill Dam (BL-3)			230.0			230.0			<30.0		90.0
Seekonk River	River Dr. (SR-4A)	<30.0			<30.0			90.0				
Moshassuck River	Higginson Ave. Bridge (M-1)	430.0			930.0	230.0		40.0			40.0	
	Grotto Ave. Bridge (M-4C)	930.0			2300.0	230.0		750.0			430.0	
	Cemetery St. Bridge (M-4)	90.0			40.0	90.0		40.0			<30.0	
	Stevens St. Bridge (M-5A)	430.0	230.0		90.0			430.0			90.0	
	Footbridge @ Mill St. (M-5)	930.0	90.0	750.0	<30.0		40.0	90.0		230.0	230.0	90.0
	Footbridge @ Mill St. (M-5) Duplicate	4300.0	90.0	430.0	430.0		90.0	40.0		150.0	230.0	30.0
	Park Row Bridge (M-6)	2300.0	390.0		90.0	230.0		150.0			230.0	
West River	Douglas Ave. Bridge (WE-10)	1500.0			40.0			90.0			70.0	
	Veazie St. Bridge (WE-12)	90.0	90.0		90.0			40.0			40.0	
	West River St. Bridge (WE-11)											
Woonasquatucket River	Manton Ave. Bridge (W-9)			40.0			40.0			90.0		70.0
	Parking Bridge @ Olneyville (W-8D)			90.0			150.0			40.0		930.0
	Delaine St (W-8C)			90.0			90.0			90.0		140.0
	Eagle St. Bridge (W-7C)	930.0		140.0	390.0	390.0	90.0	230.0		70.0	150.0	150.0
	Eagle St. Bridge (W-7C) Duplicate			430.0			230.0			90.0		430.0
	Pleasant Valley Pkwy. (W-7B)		230.0	430.0			230.0		230.0	210.0		430.0
	Kinsley St. @ Park St. (W-7A)	2300.0	930.0	930.0	2300.0	4300.0	930.0	24000.0	930.0	930.0	930.0	2300.0
Providence River	Crawford St. (PR-12)	2300.0	930.0	9300.0	2300.0	930.0	9300.0	430.0	430.0	4300.0	2100.0	750.0
Pawtuxet River	Broad St. (PX-13)			150.0			<30.0			70.0		70.0
	Broad St. (PX-13) Duplicate			<30.0			<30.0			90.0		750.0
Field Blank		<30.0	<30.0	<30.0	<30.0	<30.0	<30.0	<30.0	<30.0	<30.0	<30.0	<30.0

*Repeat Sampling

**River Fecal Coliform Data 2024
(MPN/100 mL)**

River	Site	11/19/2024	11/25/2024	11/26/2024	12/2/2024	12/3/2024	12/9/2024	12/10/2024	12/16/2024	12/17/2024	12/23/2024	12/24/2024
Blackstone River	Whipple Bridge (BL-2)		230.0		<30.0		<30.0		90.0		40.0	
	Roosevelt St. (BL-4)											
	Central Ave. (BL-4C)											
	Slater Mill Dam (BL-3)		230.0		90.0		40.0		430.0		230.0	
Seekonk River	River Dr. (SR-4A)			1500.0		40.0		2300.0				1500.0
Moshassuck River	Higginson Ave. Bridge (M-1)	430.0		90.0		430.0		230.0		230.0		90.0
	Grotto Ave. Bridge (M-4C)	1500.0		430.0		750.0		2300.0		750.0		430.0
	Cemetery St. Bridge (M-4)	230.0		90.0		1500.0		230.0		930.0		230.0
	Stevens St. Bridge (M-5A)	90.0		4300.0		930.0		930.0		2100.0		930.0
	Footbridge @ Mill St. (M-5)	150.0	930.0	930.0	750.0	230.0	930.0	230.0	90.0	4300.0	930.0	430.0
	Footbridge @ Mill St. (M-5) Duplicate	230.0	2300.0	390.0	750.0	430.0	430.0	430.0	930.0	9300.0	430.0	230.0
	Park Row Bridge (M-6)	750.0		2300.0		430.0		430.0		2300.0		930.0
West River	Douglas Ave. Bridge (WE-10)	<30.0		150.0		70.0		230.0		930.0		40.0
	Veazie St. Bridge (WE-12)	40.0		40.0		90.0		230.0		930.0		90.0
	West River St. Bridge (WE-11)											
Woonasquatucket River	Manton Ave. Bridge (W-9)		40.0		90.0		40.0		430.0		150.0	
	Parking Bridge @ Olneyville (W-8D)		230.0		40.0		90.0		430.0		40.0	
	Delaine St (W-8C)		90.0		230.0		40.0		750.0		40.0	
	Eagle St. Bridge (W-7C)	430.0	90.0	90.0	40.0	90.0	90.0	230.0	430.0	430.0	230.0	150.0
	Eagle St. Bridge (W-7C) Duplicate		90.0		40.0		150.0		230.0		200.0	
	Pleasant Valley Pkwy. (W-7B)		230.0		40.0		230.0		430.0		210.0	
	Kinsley St. @ Park St. (W-7A)	4300.0	230.0	230.0	90.0	430.0	230.0	430.0	390.0	2300.0	90.0	230.0
Providence River	Crawford St. (PR-12)	230.0	430.0	230.0	230.0	210.0	230.0	430.0	1500.0	4300.0	70.0	230.0
Pawtuxet River	Broad St. (PX-13)		230.0		90.0		40.0		90.0		40.0	
	Broad St. (PX-13) Duplicate		90.0		40.0		70.0		230.0		90.0	
Field Blank		<30.0	<30.0	<30.0	<30.0	<30.0	<30.0	<30.0	<30.0	<30.0	<30.0	<30.0

*Repeat Sampling

**River Fecal Coliform Data 2024
(MPN/100 mL)**

River	Site	12/30/2024	12/31/2024
Blackstone River	Whipple Bridge (BL-2)	150.0	
	Roosevelt St. (BL-4)		
	Central Ave. (BL-4C)		
	Slater Mill Dam (BL-3)	230.0	
Seekonk River	River Dr. (SR-4A)		15000.0
Moshassuck River	Higginson Ave. Bridge (M-1)		90.0
	Grotto Ave. Bridge (M-4C)		430.0
	Cemetery St. Bridge (M-4)		230.0
	Stevens St. Bridge (M-5A)		750.0
	Footbridge @ Mill St. (M-5)	7500.0	230.0
	Footbridge @ Mill St. (M-5) Duplicate	9300.0	430.0
	Park Row Bridge (M-6)		430.0
West River	Douglas Ave. Bridge (WE-10)		90.0
	Veazie St. Bridge (WE-12)		70.0
	West River St. Bridge (WE-11)		
Woonasquatucket River	Manton Ave. Bridge (W-9)	150.0	
	Parking Bridge @ Olneyville (W-8D)	2300.0	
	Delaine St (W-8C)	2300.0	
	Eagle St. Bridge (W-7C)	930.0	230.0
	Eagle St. Bridge (W-7C) Duplicate	7500.0	
	Pleasant Valley Pkwy. (W-7B)	4300.0	
	Kinsley St. @ Park St. (W-7A)	930.0	230.0
Providence River	Crawford St. (PR-12)	21000.0	2300.0
Pawtuxet River	Broad St. (PX-13)	40.0	
	Broad St. (PX-13) Duplicate	<30.0	
Field Blank		<30.0	<30.0

*Repeat Sampling